
EDL300-FM

User manual

Manufactured by  Italy



Table of Contents

1. Introduction	1
2. Working Principle	1
3. External Description	1
4. Power Derating	2
5. Technical specifications	3
6. Schematics and images	3

1. Introduction

The **EDL300-FM** is a *dummy load* produced by RVR Elettronica SpA to be used with FM transmitter with nominal power up to 300 W.

Dummy loads are mainly used as laboratory test devices and are often included in redundant (1+1 or N+1) transmission systems, in which the output of the spare transmitter is normally connected to the dummy load for test purposes.

The **EDL300-FM** is particularly suited for the use in compact transmission systems, thanks to its small form-factor. The quadratic construction enables a simple installation.

2. Working Principle

Simply speaking, the **EDL300-FM** is just a 50 Ω resistive load, optimized to work in the audio FM band.

The applied power is dissipated by four 50 Ω power resistors connected in a series/parallel configuration (see the enclosed schematic), able to compensate the parasitic capacitance of the resistors, to obtain a return loss better than 26 dB on the whole 87.5 - 108 MHz band.

The resistors are fixed on a metal heatsink, and three fans generate the air flow to let the heat pass to the environment.

The fans are activated by a thermal bimetallic switch, that is normally opened and will close as soon as the heatsink's temperature surpasses 55 °C.



WARNING: Always connect the power source (the transmitter) using the interlock connectors, to avoid the possibility of an excessive temperature rise that could damage the dummy load and even the transmitter itself!

3. External Description

The following drawing shows the *dummy load*.



WARNING: don't cover the airflow grid, to ensure proper functioning of the device.

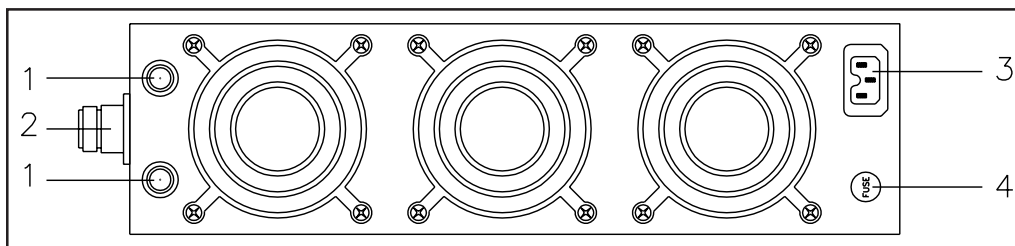


Abbildung 1: Hintere Tafel

- [1] Interlock connectors. BNC with inner normally grounded, floating in case of interlock
- [2] Input RF connector RF (N-type)
- [3] VDE plug for mains supply (220 AC)
- [4] Mains fuses for the fans (2A each)

4. Power Derating

The power that the EDL300-FM can continuously dissipate depends on the temperature of the environment.

Since the dummy load can work at a temperature up to 90 °C before the protection device is triggered, figure 2 gives the acceptable working area of the device.



WARNING: Please remember that it is essential to link the transmitter to the interlock connectors of the EDL300-FM, to avoid the risk of damaging it.

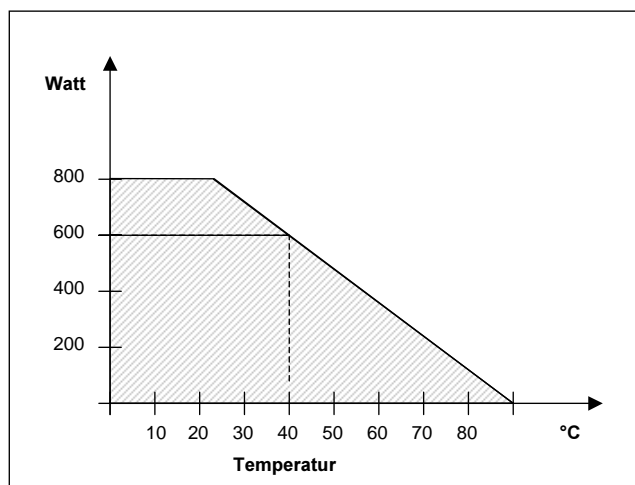
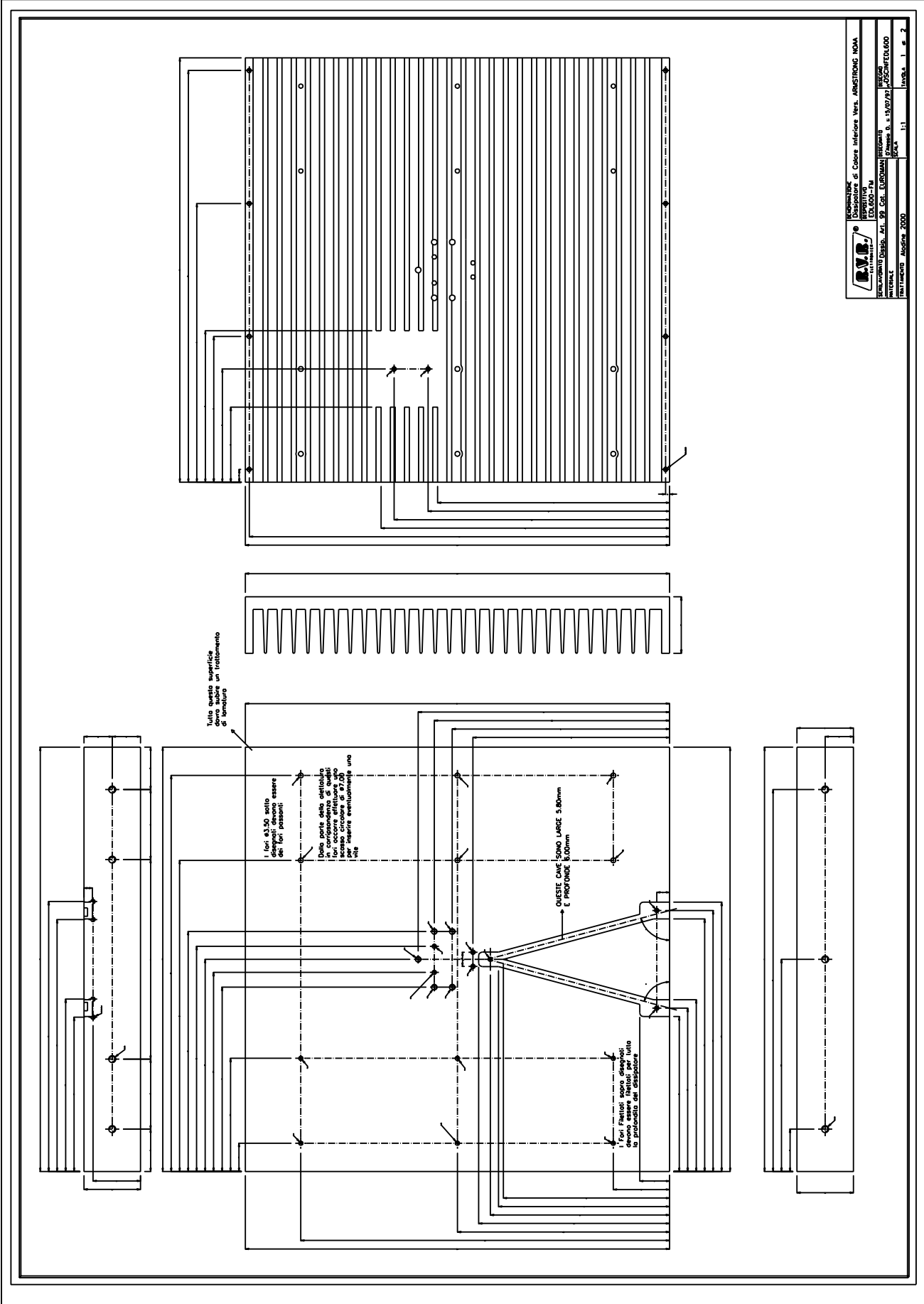
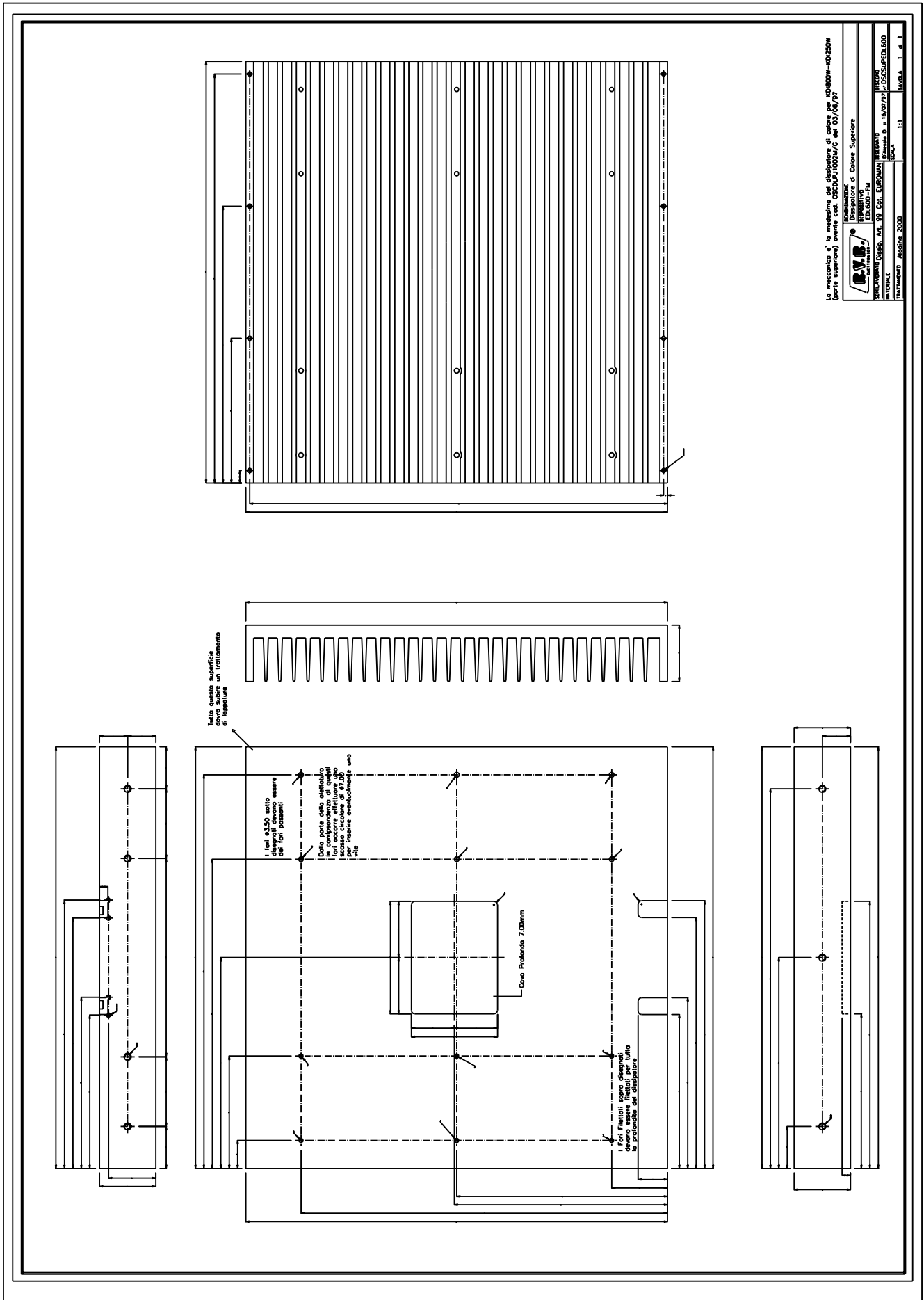


Illustration 2: Admitted function-types



Dispositivo di Coore Inferiore Vers. ARMSTRONG MQA 125,000 - FM VERBA	
00355 1998 15/07/97 R. V. R. ELETTRONICA Via R. V. R. 1 40058 ZUCCHETTI (BO)	00355 1998 15/07/97 R. V. R. ELETTRONICA Via R. V. R. 1 40058 ZUCCHETTI (BO)
Dispositivo di Coore Inferiore Vers. ARMSTRONG MQA 125,000 - FM VERBA	Dispositivo di Coore Inferiore Vers. ARMSTRONG MQA 125,000 - FM VERBA
R. V. R. ELETTRONICA Via R. V. R. 1 40058 ZUCCHETTI (BO)	R. V. R. ELETTRONICA Via R. V. R. 1 40058 ZUCCHETTI (BO)
Dispositivo di Coore Inferiore Vers. ARMSTRONG MQA 125,000 - FM VERBA	Dispositivo di Coore Inferiore Vers. ARMSTRONG MQA 125,000 - FM VERBA
Dispositivo di Coore Inferiore Vers. ARMSTRONG MQA 125,000 - FM VERBA	Dispositivo di Coore Inferiore Vers. ARMSTRONG MQA 125,000 - FM VERBA
Dispositivo di Coore Inferiore Vers. ARMSTRONG MQA 125,000 - FM VERBA	Dispositivo di Coore Inferiore Vers. ARMSTRONG MQA 125,000 - FM VERBA
Dispositivo di Coore Inferiore Vers. ARMSTRONG MQA 125,000 - FM VERBA	Dispositivo di Coore Inferiore Vers. ARMSTRONG MQA 125,000 - FM VERBA
Dispositivo di Coore Inferiore Vers. ARMSTRONG MQA 125,000 - FM VERBA	Dispositivo di Coore Inferiore Vers. ARMSTRONG MQA 125,000 - FM VERBA
Dispositivo di Coore Inferiore Vers. ARMSTRONG MQA 125,000 - FM VERBA	Dispositivo di Coore Inferiore Vers. ARMSTRONG MQA 125,000 - FM VERBA
Dispositivo di Coore Inferiore Vers. ARMSTRONG MQA 125,000 - FM VERBA	Dispositivo di Coore Inferiore Vers. ARMSTRONG MQA 125,000 - FM VERBA
Dispositivo di Coore Inferiore Vers. ARMSTRONG MQA 125,000 - FM VERBA	Dispositivo di Coore Inferiore Vers. ARMSTRONG MQA 125,000 - FM VERBA
Dispositivo di Coore Inferiore Vers. ARMSTRONG MQA 125,000 - FM VERBA	Dispositivo di Coore Inferiore Vers. ARMSTRONG MQA 125,000 - FM VERBA
Dispositivo di Coore Inferiore Vers. ARMSTRONG MQA 125,000 - FM VERBA	Dispositivo di Coore Inferiore Vers. ARMSTRONG MQA 125,000 - FM VERBA
Dispositivo di Coore Inferiore Vers. ARMSTRONG MQA 125,000 - FM VERBA	Dispositivo di Coore Inferiore Vers. ARMSTRONG MQA 125,000 - FM VERBA



La meccanica e' la meccanica del dissipatore di calore per IC800W-40K20W
(parte superiore) avente cod. 10520310202/02 del 03/06/97

	Dispositivo	Dispositivo di Calore Superiore
REDAZIONE	REDAZIONE	REDAZIONE
PROGETTORE	PROGETTORE	PROGETTORE
VERIFICATORE	VERIFICATORE	VERIFICATORE
INTERNALE	INTERNALE	INTERNALE
TRATTAMENTO	TRATTAMENTO	TRATTAMENTO
Modello 2000	Modello 2000	Modello 2000
Scale	Scale	Scale
1:1	1:1	1:1
1	1	1

This page was intentionally left blank