



URPT/MIC & URPR/ MIC

TECHNICAL ANNEX
VOLUME 2



Appendix A Piani di montaggio, schemi elettrici, liste componenti / Component layouts, schematics, bills of material

Questa parte del manuale contiene i dettagli tecnici riguardanti la costruzione delle singole schede componenti il URPT/MIC & URPR/MIC. L'appendice è composta dalle seguenti sezioni:
This part of the manual contains the technical details about the different boards of the URPT/MIC & URPR/MIC. This appendix is composed of the following sections:

URPT/MIC

Description	URPT/MIC/B10 RVR Code	URPT/MIC/B20 RVR Code	URPT/MIC/B30 RVR Code	URPT/MIC/B40 RVR Code	Vers.Pages
Main Board 135+185 MHz & 215+265 MHz	SLMBDURPTF06	SLMBDURPTF06	/	/	1.3 1
Main Board 300+650 MHz & 430+480 MHz	/	/	SLMBDURPTS06	SLMBDURPTS06	1.0 9
Audio Card	SL137AU1003	SL137AU1003	SL137AU1003	SL137AU1003	1.0 17
Connection Interface Card	SL137IN1002	SL137IN1002	SL137IN1002	SL137IN1002	1.0 20
RF Control Card	SLCNTMOS06.FM30	SLCNTMOS06.FM30	SLCNTMOS06.FM30	SLCNTMOS06.FM30	1.0 23
Power Amplifier	SL137RF1003	SL137RF1003	SL137RF1003	SL137RF1003	1.0 26
BLUE Panel Card	SL123PC1001	SL123PC1001	SL123PC1001	SL123PC1001	1.1 29
Panel Card	SL137PC1002	SL137PC1002	SL137PC1002	SL137PC1002	1.0 32
AC Power Supply	PSLURPT	PSLURPT	PSLURPT	PSLURPT	2.0 35
DC Power Supply	PSDC14URPT	PSDC14URPT	PSDC14URPT	PSDC14URPT	1.0 41
Options					
75KHz Modulation Card (/75-URPT)	---	---	---	---	/ /

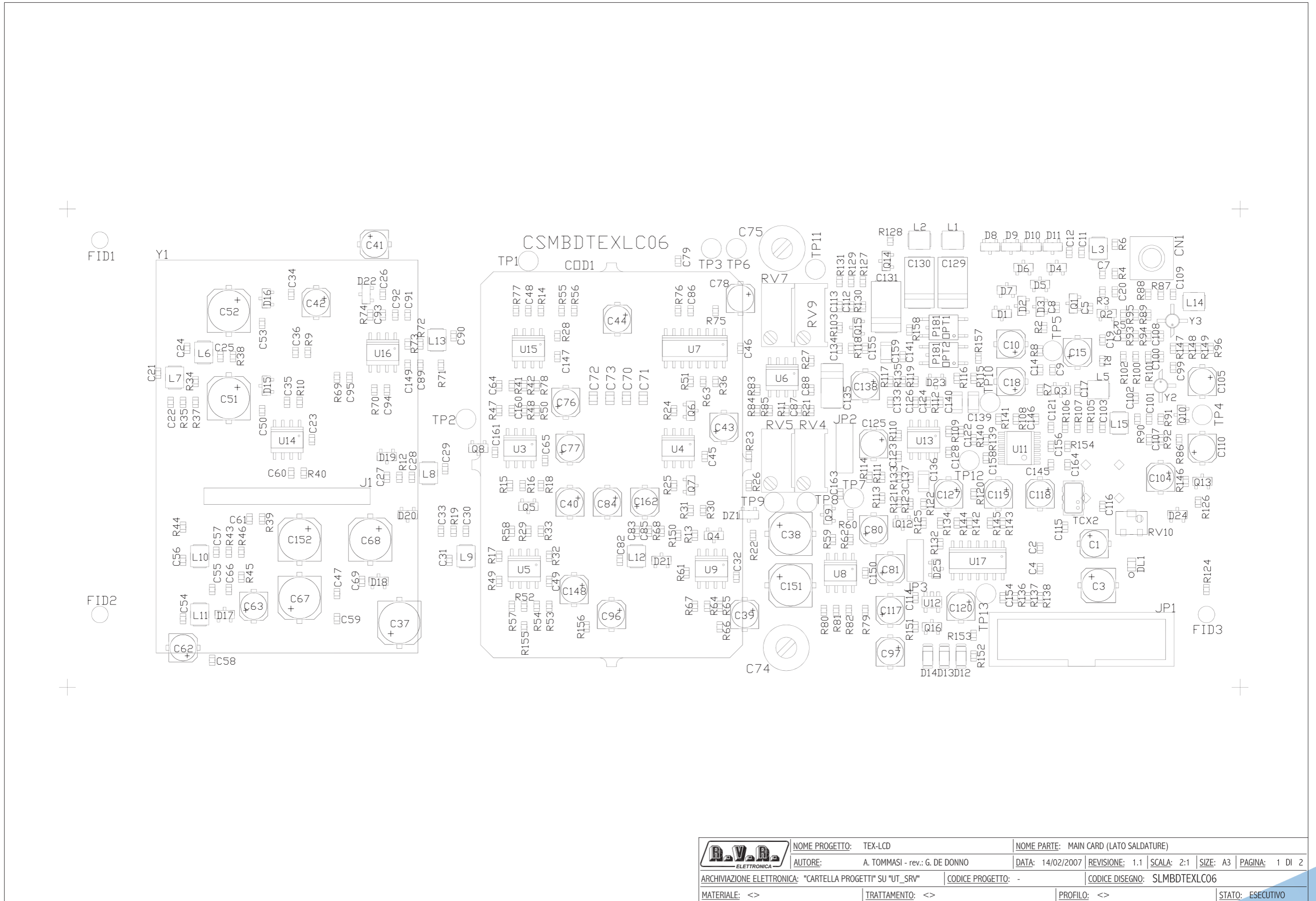
URPR/MIC

Description	URPR/MIC/B10 RVR Code	URPR/MIC/B20 RVR Code	URPR/MIC/B30 RVR Code	URPR/MIC/B40 RVR Code	Vers.Pages
Front End 135+185 MHz	SL137FE3201	/	/	/	1.0 47
Front End 215+265 MHz	/	SL137FE3101	/	/	1.2 51
Front End 300+650 MHz	/	/	---	/	/ /
Front End 430+480 MHz	/	/	/	SL137FE3001	1.0 67
VCO Card	SL007VC1001	SL007VC1001	/	/	1.1 59
VCO Card	/	/	SL007VC1101	SL007VC1101	1.1 61
IF Stage 10.7MHz	SL137FI2001	SL137FI2001	SL137FI2001	SL137FI2001	1.0 63
IF 70MHz Audio Card	SL137AF3001	SL137AF3001	SL137AF3001	SL137AF3001	1.1 66
Narrow-B IF Converter Card	SL040IF2002NB	SL040IF2002NB	SL040IF2002NB	SL040IF2002NB	1.0 70
Connection Interface Card	SL137IN2001	SL137IN2001	SL137IN2001	SL137IN2001	1.0 84
BLUE Panel Card	SL123PC1001	SL123PC1001	SL123PC1001	SL123PC1001	1.1 29
Panel Card	SL137PC3001	SL137PC3001	SL137PC3001	SL137PC3001	1.0 77
AC Power Supply	SWPSUP0003URP-R	SWPSUP0003URP-R	SWPSUP0003URP-R	SWPSUP0003URP-R	/ /
Full-Range Power Supply	KPSXX155UI18	KPSXX155UI18	KPSXX155UI18	KPSXX155UI18	/ /

Document History

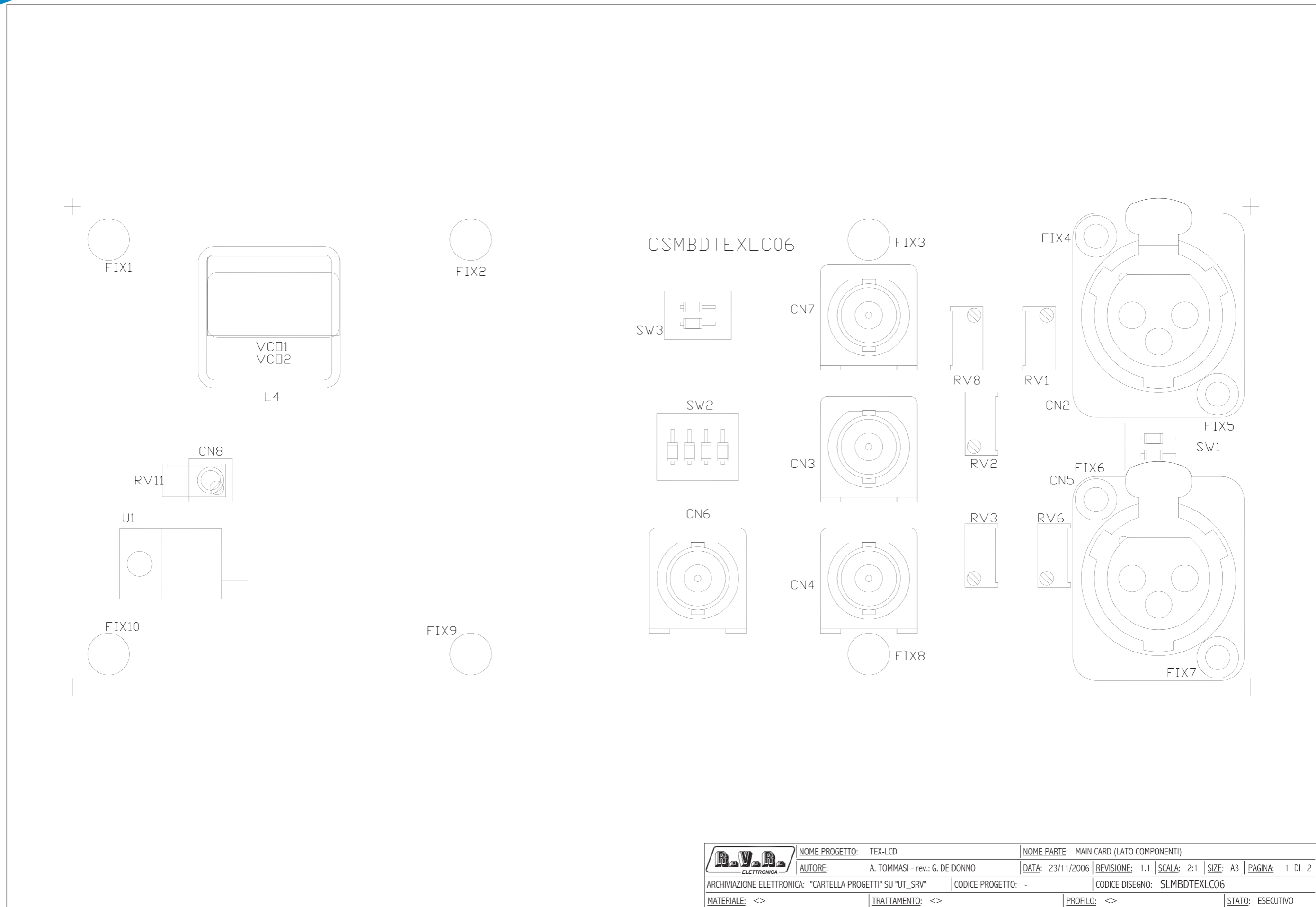
Date	Version	Reason	Code	Editor
29/11/2011	1.0	First Release	/	J.H. Berti

SLMBDURPTF06



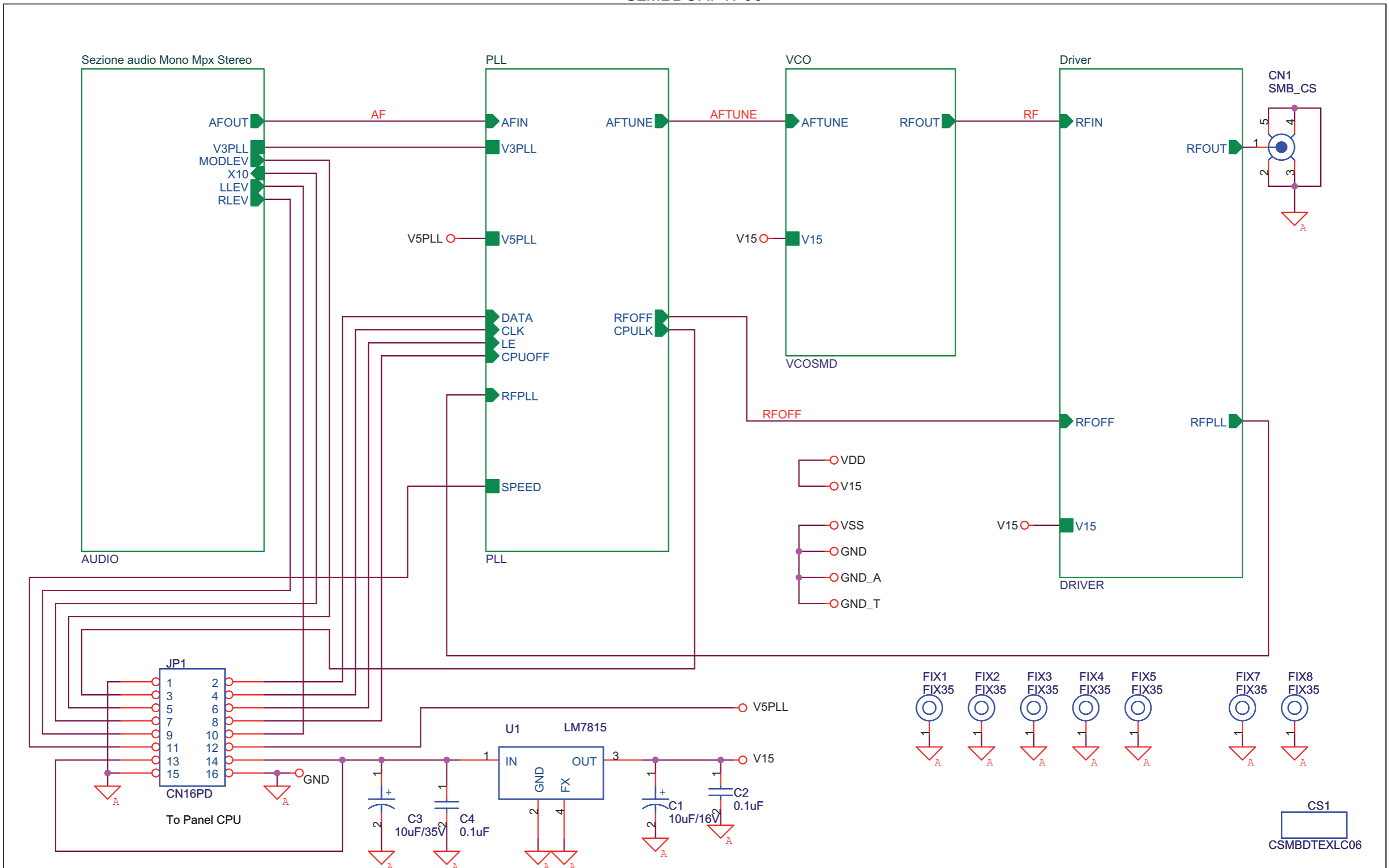
	NOME PROGETTO: TEX-LCD	NOME PARTE: MAIN CARD (LATO SALDATURE)			
	AUTORE: A. TOMMASI - rev.: G. DE DONNO	DATA: 14/02/2007	REVISIONE: 1.1	SCALA: 2:1	SIZE: A3
ARCHIVIAZIONE ELETTRONICA: "CARTELLA PROGETTI" SU "UT_SRV"		CODICE PROGETTO: -	CODICE DISEGNO: SLMBDTEXLC06		
MATERIALE: <>	TRATTAMENTO: <>	PROFILO: <>	STATO: ESECUTIVO		

SLMBDURPTF06



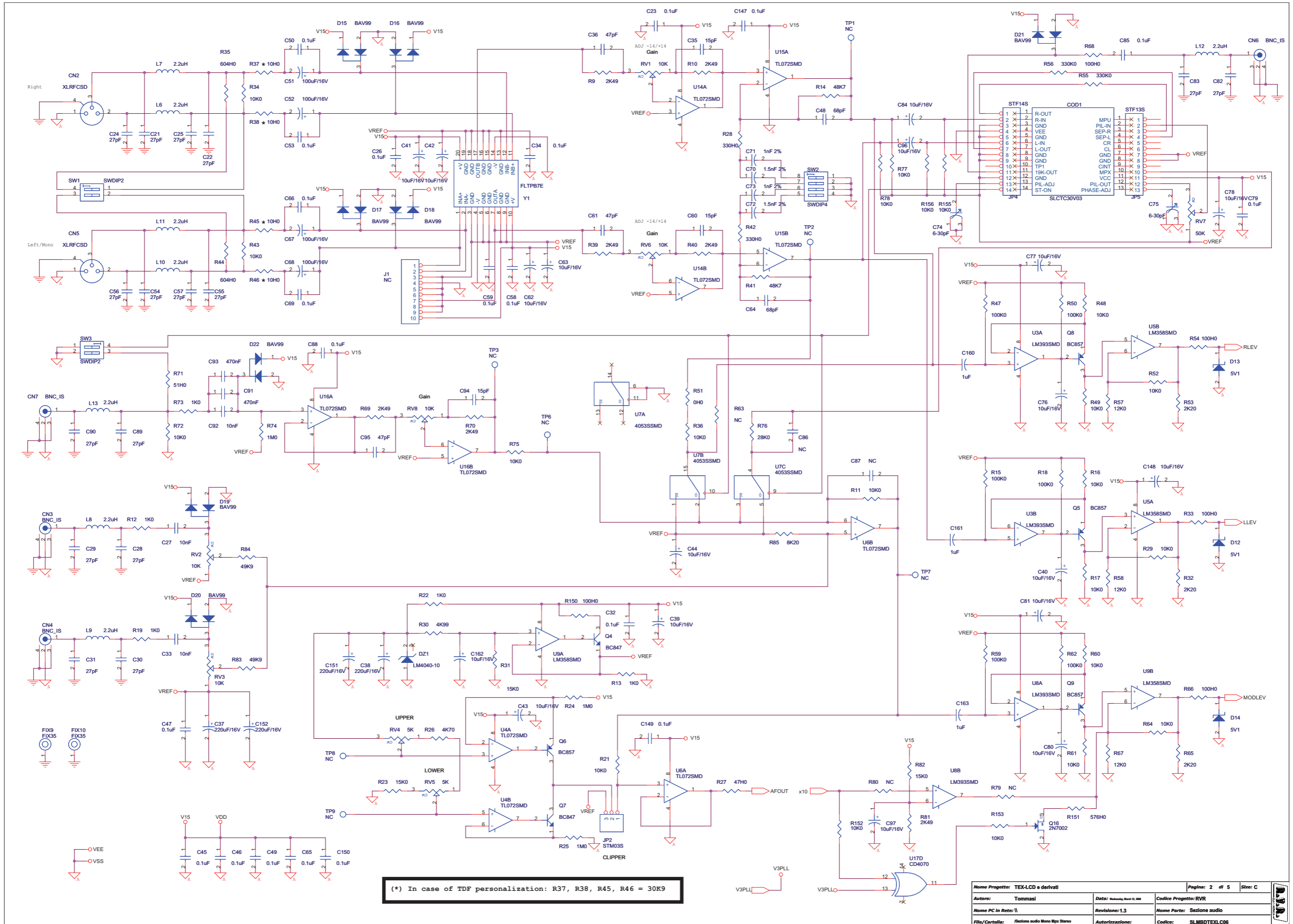
	NOME PROGETTO: TEX-LCD	NOME PARTE: MAIN CARD (LATO COMPONENTI)			
	AUTORE: A. TOMMASI - rev.: G. DE DONNO	DATA: 23/11/2006	REVISIONE: 1.1	SCALA: 2:1	SIZE: A3
ARCHIVIAZIONE ELETTRONICA: "CARTELLA PROGETTI" SU "UT_SRV"		CODICE PROGETTO: -	CODICE DISEGNO: SLMBDTEXLC06		
MATERIALE: <>	TRATTAMENTO: <>	PROFILO: <>	STATO: ESECUTIVO		

SLMBDURPTF06

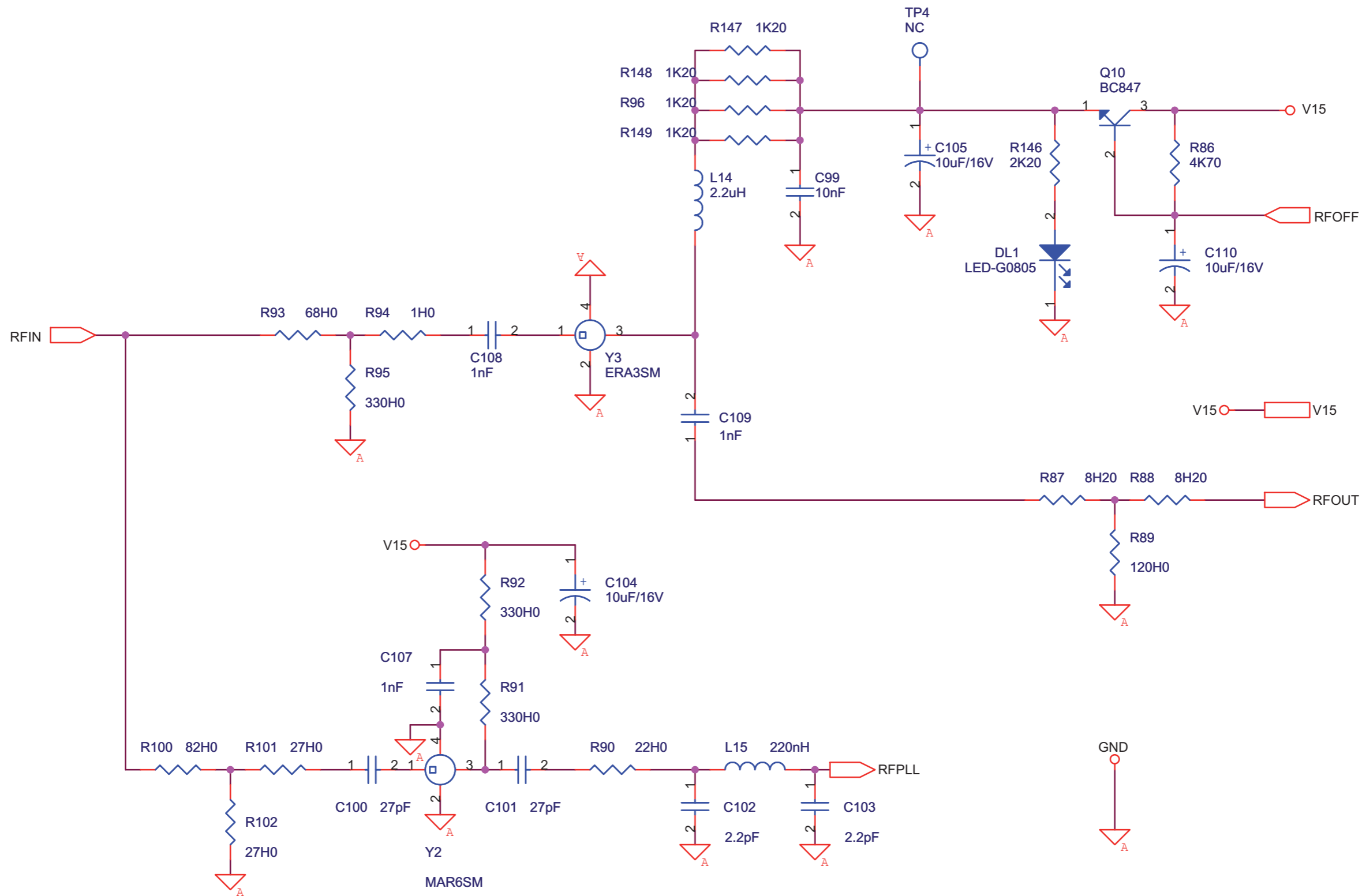


Nome Progetto: TEX-LCD e derivati		Pagina: 1 di 5	Size: A
Autore: Tommasi	Data: Wednesday, March 12, 2008	Codice Progetto: RVR	
Nome PC in Rete: \\	Revisione: 1.3	Nome Parte: Main card TEX-LCD e derivati	
File/Cartella: /	Autorizzazione:	Codice: SLMBDTEXLC06	

SLMBDURPTF06

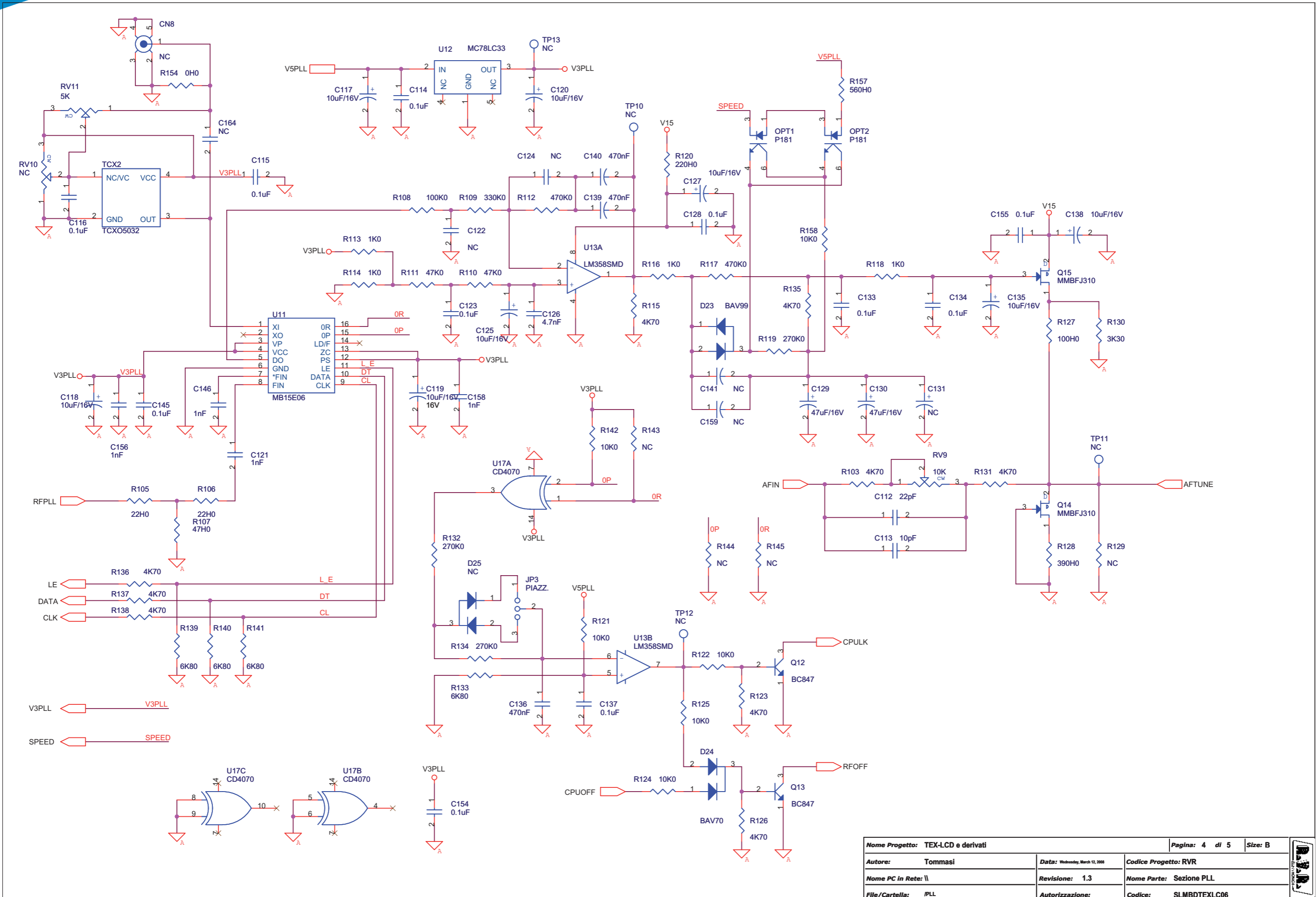


SLMBDURPTF06



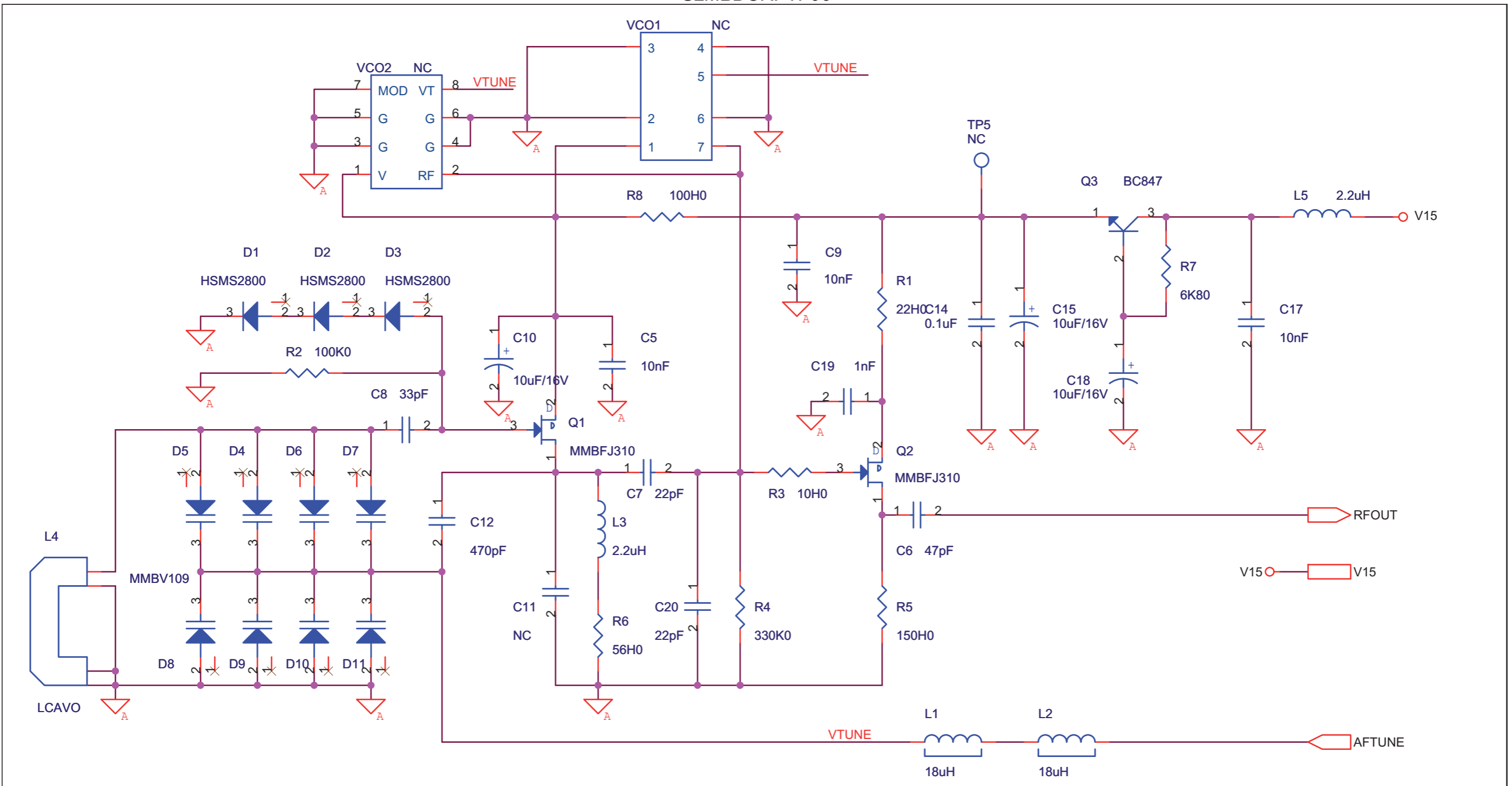
Nome Progetto: TEX-LCD e derivati		Pagina: 3 di 5	Size: A
Autore: Tommasi	Data: Wednesday, March 12, 2008	Codice Progetto: RVR	
Nome PC in Rete: \\	Revisione: 1.3	Nome Parte: Sezione Driver	
File/Cartella: /Driver	Autorizzazione:	Codice: SLMBDTEXLC06	

SLMBDURPTF06



Nome Progetto: TEX-LCD e derivati		Pagina: 4 di 5		Size: B
Autore: Tommasi	Data: Wednesday, March 12, 2008	Codice Progetto: RVR		
Nome PC in Rete: \\	Revisione: 1.3	Nome Parte: Sezione PLL		
File/Cartella: /PLL	Autorizzazione:	Codice: SLMBDTEXLC06		

SLMBDURPTF06



Il cavo e' montato lato saldature

Nome Progetto: TEX-LCD e derivati		Pagina: 5 di 5	Size: A
Autore: Tommasi	Data: Wednesday, March 12, 2008	Codice Progetto: RVR	
Nome PC in Rete: \	Revisione: 1.3	Nome Parte: Sezione VCO	
File/Cartella: NCO	Autorizzazione:	Codice: SLMBDTEXLC06	

SLMBDURPTF06

Main card TEX-LCD e derivati: Revised: 18/02/2010
 SLMBDURPTF06 Revision: 1.0
 TEX-LCD e derivati

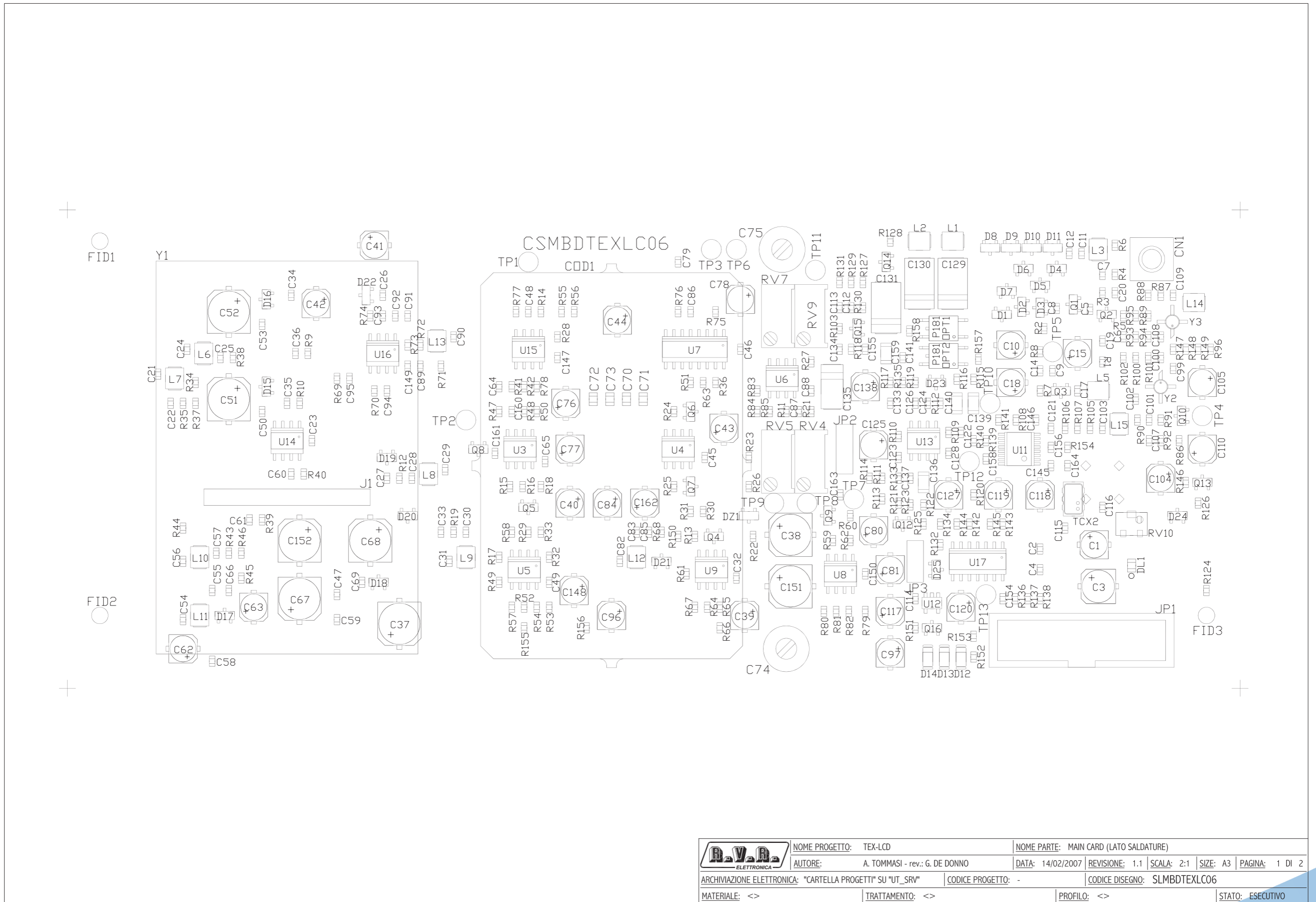
Luca Gasperini

Item	Quantity	Reference	Part	(DESCRIPTION)
1	1	CN1	SMB_CS	Connettore SMB cs CNTSMBMCS
2	2	CN2, CN5	NC	Connettore XLR femm. cs
3	2	CN3, CN4	NC	Connettore BNC metallico
4	2	CN6, CN7	NC	Connettore BNC metallico
5	1	CN8	NC	Connettore SMB cs
6	1	COD1	NC	Coder stereo IRV30CT
7	1	CS1	CSMBDTEXL06	Circuito stampato CSMBDTEXL06
8	26	C1, C10, C15, C18, C39, C40, C43, C44, C76, C77, C78, C80, C81, C97, C104, C105, C110, C117, C118, C119, C120, C125, C127, C138, C148, C162	10uF/16V	Cond. Elett. SMD d. 4mm CES106A160
9	25	C2, C4, C14, C23, C32, C45, C46, C49, C65, C79, C85, C114, C115, C116, C123, C128, C133, C134, C137, C145, C147, C149, C150, C154, C155	0.1uF	Cond. SMD 0805 CCC085104KXC
10	1	C3	10uF/35V	Cond. Elett. SMD d. 5mm CES106B350
11	5	C5, C9, C17, C33, C99	10nF	Cond. SMD 0805 CCC085103KXC
12	1	C6	47pF	Cond. SMD 0805 CCC085470JCC
13	3	C7, C20, C112	22pF	Cond. SMD 0805 CCC085220JCC
14	1	C8	33pF	Cond. SMD 0805 CCC085330JCC
15	38	C11, C21, C22, C24, C26, C27, C29, C30, C31, C34, C35, C36, C47, C48, C50, C53, C54, C55, C56, C58, C59, C60, C61, C66, C69, C86, C87, C88, C89, C90, C91, C92, C93, C94, C95, C122, C124, C164	NC	Cond. SMD 0805
16	1	C12	470pF	Cond. SMD 0805 CCC085471JCC
17	8	C18, C107, C108, C109, C121, C146, C156, C158	1nF	Cond. SMD 0805 CCC085102JNC
18	6	C25, C28, C82, C83, C100, C101	27pF	Cond. SMD 0805
19	6	C37, C51, C52, C67, C68, C152	NC	Cond. Elett. SMD d. 6.3mm
20	2	C151, C38	220uF/16V	Cond. Elett. SMD d. 6.3mm CES227E160
21	6	C41, C42, C62, C63, C84, C96	NC	Cond. Elett. SMD d. 4mm
22	1	C57	NC	Cond. SMD 0805
24	4	C70, C71, C72, C73	NC	Cond. SMD 0805 COG
25	2	C74, C75	6-30pF	Comp. ceramico dia. 7mm CVC300D07
26	2	C103, C102	2.2pF	Cond. SMD 0805 CCC085102JNC
27	1	C113	10pF	Cond. SMD 0805 CCC085220JCC
28	1	C126	4.7nF	Cond. SMD 0805 CCC085472KXC
29	2	C129, C130	47uF/16V	Cond. Elett. SMD Tant. size D CET476D160SM
30	1	C131	NC	Cond. Elett. SMD Tant. size D
31	1	C135	2.2uF/50V	Cond. Elett. SMD d. 5mm CES225A500
32	3	C136, C139, C140	470nF	Cond. SMD 1206 CCC126474KXC
33	2	C159, C141	NC	Cond. SMD 1206
34	3	C160, C161, C163	1uF	Cond. SMD 0805 CCC126474KXC
35	1	DL1	LED-G0805	LED SMD 0805 LEDV0805
36	1	DZ1	LM4040-10	Diodi Zener SMD SOT23 CILLM4040-10
37	3	D1, D2, D3	HSMS2800	Diodi SMD SOT23 DISHSMS2800
38	8	D4, D5, D6, D7, D8, D9, D10, D11	MMBV609	Diodi Varicap SMD SOT23 DIVMMBV609
39	3	D12, D13, D14	SV1	MINIHELIF SMD Zener Diode DIZSV1MINI
40	8	D15, D16, D17, D18, D19, D20, D22, D25	NC	Doppio Diode SMD SOT23
41	2	D21, D23	BAV99	Doppio Diode SMD SOT23 DISBAV99
42	1	D24	BAV70	Doppio Diode SMD SOT23 DISBAV70
43	9	FIX1, FIX2, FIX3, FIX4, FIX5, FIX7, FIX8, FIX9, FIX10	FIX35	Foro fissaggio 3.5mm
44	1	JP1	CN16PD	Connettore 16 poli Flat cs CNTSTM17DDC
45	1	JP2	STM03S	Strip maschio 3 pin CNTSTM40SDA
46	1	JP3	PIAZZ	
47	1	JP4	STM14S	Strip maschio 14 pin CNTSTM40SDC
48	1	JP5	STM13S	Strip maschio 13 pin CNTSTM40SDC
49	1	J1	NC	Strip femmina 10 pin
50	2	L2, L1	18uH	Induttanza SMD 3225 (1210) Schermata IMP18US120S
51	4	L3, L5, L12, L14	2.2uH	Induttanza SMD 3225 (1210) IMP2L2S120
52	1	L4	LCAVO	Induttanza a cavo RG
53	7	L6, L7, L8, L9, L10, L11, L13	NC	Induttanza SMD 3225 (1210)
54	1	L15	220nH	Induttanza SMD 3225 (1210) IMP220NS120
55	2	OPT2, OPT1	P181	Optoisolatore SMD SO6 LEDTLP181
56	4	Q1, Q2, Q4, Q15	MMBFJ310	Trans. FET SOT23 TRNMMBFJ310
57	6	Q3, Q4, Q7, Q10, Q12, Q13	BC847	Trans. NPN SOT23 TRNBC847
58	4	Q5, Q6, Q8, Q9	BC857	Trans. PNP SOT23 TRNBC857
59	1	Q16	2N7002	Trans. FET SOT23 TRN2N7002SMD
60	5	RV1, RV2, RV3, RV6, RV8	NC	Trimmer Rg V 3296W
61	3	RV4, RV5, RV11	5K	Trimmer Rg V 3296W RVT3296WK005
62	1	RV7	50K	Trimmer Rg V 3296W RVT3296WK050
63	1	RV9	200K	Trimmer Rg V 3296W RVT3296WK010
64	1	RV10	NC	Trimm. multi SMD PVGS Murata RVTMLK0005V5
65	4	R1, R90, R105, R106	22H0	Res. SMD 0805 RCH085F0022H
66	8	R2, R15, R18, R47, R50, R59, R62, R108	100K0	Res. SMD 0805 RCH085F0100K
67	1	R3	10H0	Res. SMD 0805 RCH085F0010H
68	5	R4, R55, R56, R109, R131	330K0	Res. SMD 0805 RCH085F0330K
69	1	R5	150H0	Res. SMD 0805 RCH085F0150H
70	1	R6	56H0	Res. SMD 0805 RCH085F0056H
71	5	R7, R133, R139, R140, R141	6K80	Res. SMD 0805 RCH085F006K8
72	7	R8, R33, R54, R66, R68, R127, R150	100H0	Res. SMD 0805 RCH085F0100H
73	32	R9, R10, R12, R14, R19, R28, R37, R38, R39, R40, R42, R43, R44, R45, R46, R63, R69, R71, R72, R73, R74, R77, R78, R79, R80, R84, R129, R143, R144, R145, R155, R156	NC	Res. SMD 0805
74	22	R11, R16, R17, R21, R29, R34, R36, R48, R49, R52, R60, R61, R64, R75, R121, R122, R124, R125, R142, R152, R153, R158	10K0	Res. SMD 0805 RCH085F0010K
75	6	R13, R22, R113, R114, R116, R118	1K0	Res. SMD 0805 RCH085F001K
76	3	R23, R31, R82	15K0	Res. SMD 0805 RCH085F0015K
77	2	R25, R24	1M0	Res. SMD 0805 RCH085F001M
78	10	R26, R86, R103, R115, R123, R126, R135, R136, R137, R138	4K70	Res. SMD 0805 RCH085F004K7
79	2	R27, R107	47H0	Res. SMD 0805 RCH085F0047H
80	1	R30	4K99	Res. SMD 0805 RCH085F004K99
81	4	R32, R53, R65, R146	2K20	Res. SMD 0805 RCH085F002K2
82	2	C84, C96	0H0	Res. SMD 0805 RCH085F0000H
84	4	R51, R70, R83, R154	0H0	Res. SMD 0805 RCH085F0000H
85	3	R57, R58, R67	12K0	Res. SMD 0805 RCH085F0012K
86	1	R76	28K0	Res. SMD 0805 RCH085F0028K
87	1	R81	2K49	Res. SMD 0805 RCH085F002K49
88	1	R85	8K20	Res. SMD 0805 RCH085F008K2
89	2	R87, R88	8K20	Res. SMD 0805 RCH085F008K2
90	1	R89	120H0	Res. SMD 0805 RCH085F0120H
91	3	R91, R92, R95	330H0	Res. SMD 0805 RCH085J0330H
92	1	R93	68H0	Res. SMD 0805 RCH085F0068H

Item	Quantity	Reference	Part	(DESCRIPTION)
93	1	R94	1H0	Res. SMD 0805 RCH085F0001H
94	4	R96, R147, R148, R149	1K20	Res. SMD 0805 RCH085F001K2
95	1	R100	82H0	Res. SMD 0805 RCH085F0082H
96	2	R102, R101	27H0	Res. SMD 0805 RCH085F0027H
97	2	R111, R110	47K0	Res. SMD 0805 RCH085F0047K
98	2	R112, R117	470K0	Res. SMD 0805 RCH085F0470K
99	3	R119, R132, R134	270K0	Res. SMD 0805 RCH085F0270K
100	1	R120	220H0	Res. SMD 0805 RCH085F0220H
101	1	R128	390H0	Res. SMD 0805 RCH085F0390H
102	1	R130	3K30	Res. SMD 0805 RCH085F003K3
103	1	R151	576H0	Res. SMD 0805 RCH085F0576H
104	1	R157	560H0	Res. SMD 0805 RCH085F0560H
105	1	SW1	NC	Dip switch 2 vie
106	1	SW2	NC	Dip switch 4 vie
107	1	SW3	NC	Dip switch 2 vie
108	1	TCX2	TCXO5032	TCXO SMD 5x3.2mm QRZ000010MMV
109	13	TP1, TP2, TP3, TP4, TP5, TP6, TP7, TP8, TP9, TP10, TP11, TP12, TP13	NC	Test point
110	1	U1	NC	Stabilizzatore TO220
111	2	U3, U8	LM393SMD	Dual Comp. SMD SO8 CILLM393SMD
112	3	U5, U9, U13	LM358SMD	Dual Op. SMD SO8 CILLM358SMD
113	2	U6, U4	TL072SMD	Dual Op. SMD SO8 CILT072SMD
114	1	U7	4053SMD	Analog Switch SMD SO16 CIDCD4053S
115	1	U11	MB15E06	Integrated PLL CIDMB15E06
116	1	U12	MC78LC33	Stab. SMD SOT23-5 CIL78LC33
117	3	U14, U15, U16	NC	Dual Op. SMD SO8
118	1	U17	CD4070	Quad XOR CID4070SMD
119	1	VCO1	NC	VCO SKY 8 pin FVC7MD
120	1	VCO2	NC	VCO SKY 8 pin FVC7MD
121	1	Y1	NC	Filtro Audio Stereo Positron
122	1	Y2	MAR6SM	Ibrido MAR/ERA MIBMAR6SMD
123	1	Y3	ERA3SM	Ibrido MAR/ERA MIBERA3-SM

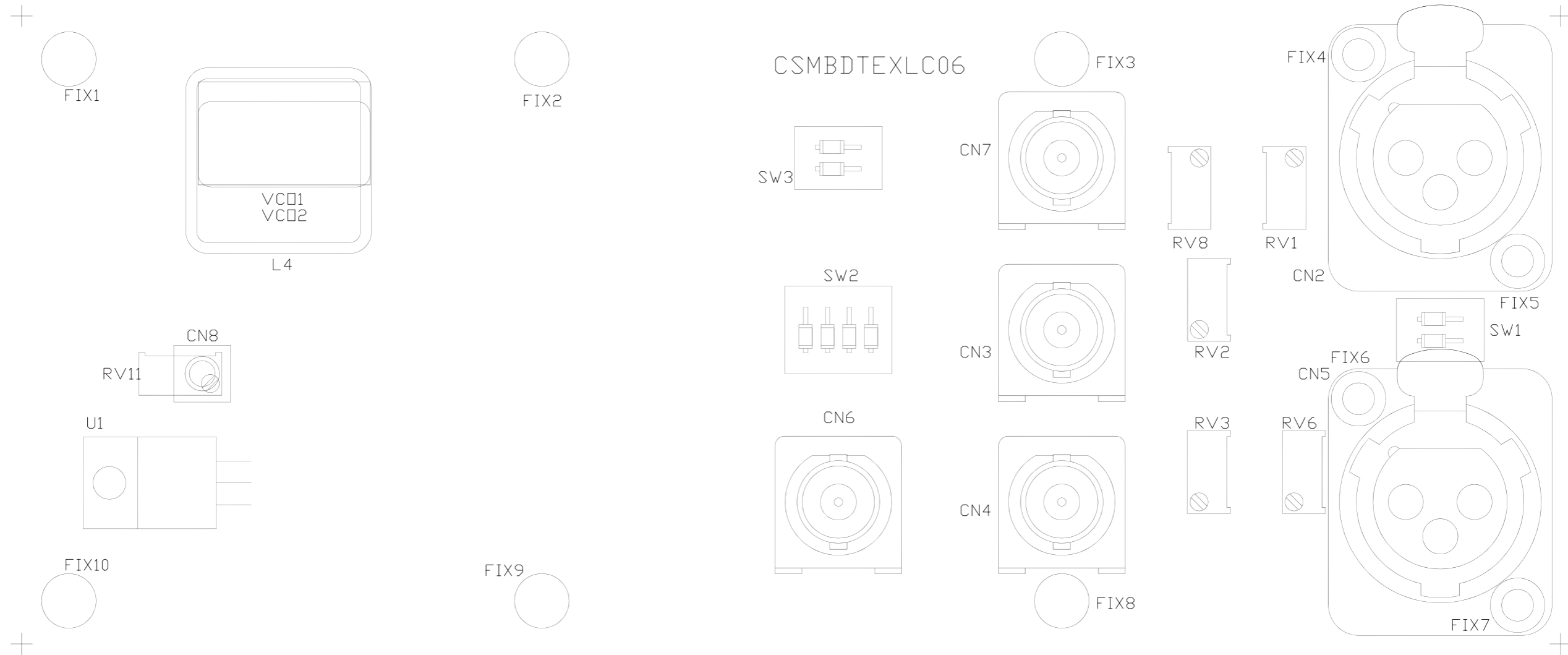
NOTA1 *FOR STEREO VERSION OR 75 KHz OF MODULATOIN:
 R131 10K, RV9 10K

SLMBDURPTS06



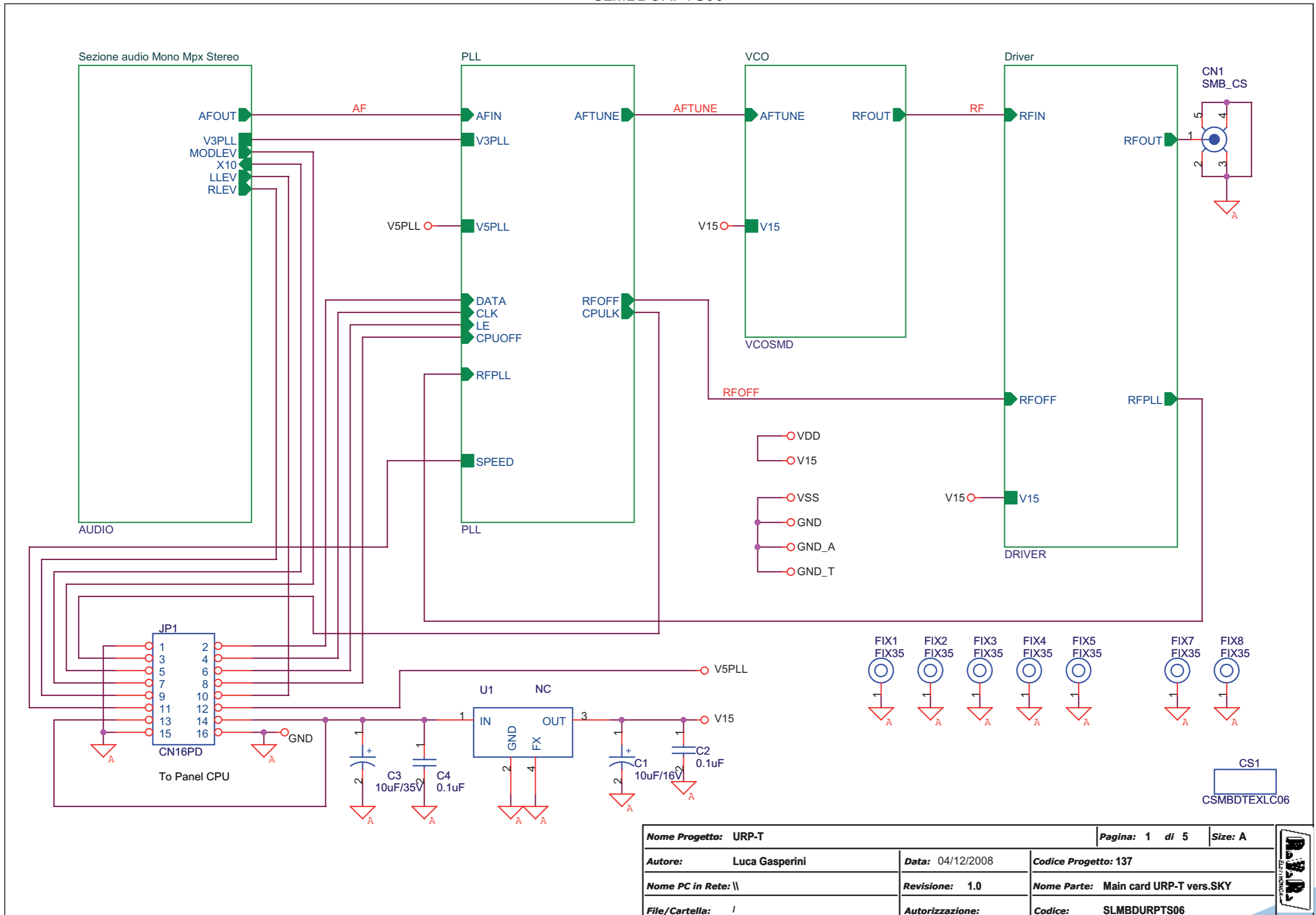
	NOME PROGETTO: TEX-LCD	NOME PARTE: MAIN CARD (LATO SALDATURE)			
	AUTORE: A. TOMMASI - rev.: G. DE DONNO	DATA: 14/02/2007	REVISIONE: 1.1	SCALA: 2:1	PAGINA: 1 DI 2
ARCHIVIAZIONE ELETTRONICA: "CARTELLA PROGETTI" SU "UT_SRV"		CODICE PROGETTO: -	CODICE DISEGNO: SLMBDTEXLC06		
MATERIALE: <>	TRATTAMENTO: <>	PROFILO: <>	STATO: ESECUTIVO		

SLMBDURPTS06



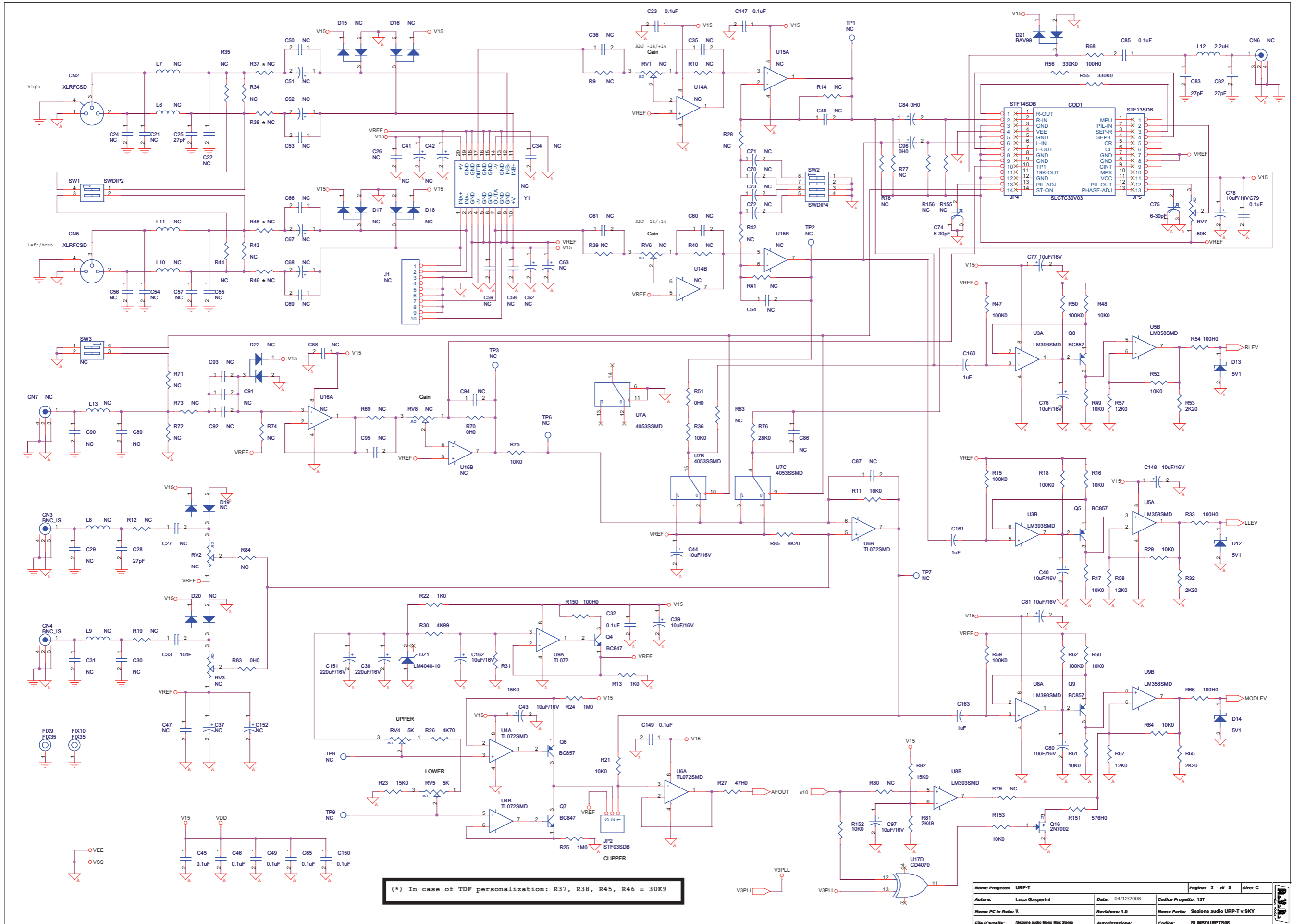
	NOME PROGETTO: TEX-LCD	NOME PARTE: MAIN CARD (LATO COMPONENTI)			
	AUTORE: A. TOMMASI - rev.: G. DE DONNO	DATA: 23/11/2006	REVISIONE: 1.1	SCALA: 2:1	SIZE: A3
ARCHIVIAZIONE ELETTRONICA: "CARTELLA PROGETTI" SU "UT_SRV"		CODICE PROGETTO: -	CODICE DISEGNO: SLMBDTEXLC06		
MATERIALE: <>	TRATTAMENTO: <>	PROFILO: <>	STATO: ESECUTIVO		

SLMBDURPTS06



Nome Progetto: URP-T		Pagina: 1 di 5		Size: A
Autore: Luca Gasperini	Data: 04/12/2008	Codice Progetto: 137		
Nome PC in Rete: \\	Revisione: 1.0	Nome Parte: Main card URP-T vers.SKY		
File/Cartella: /	Autorizzazione:	Codice: SLMBDURPTS06		

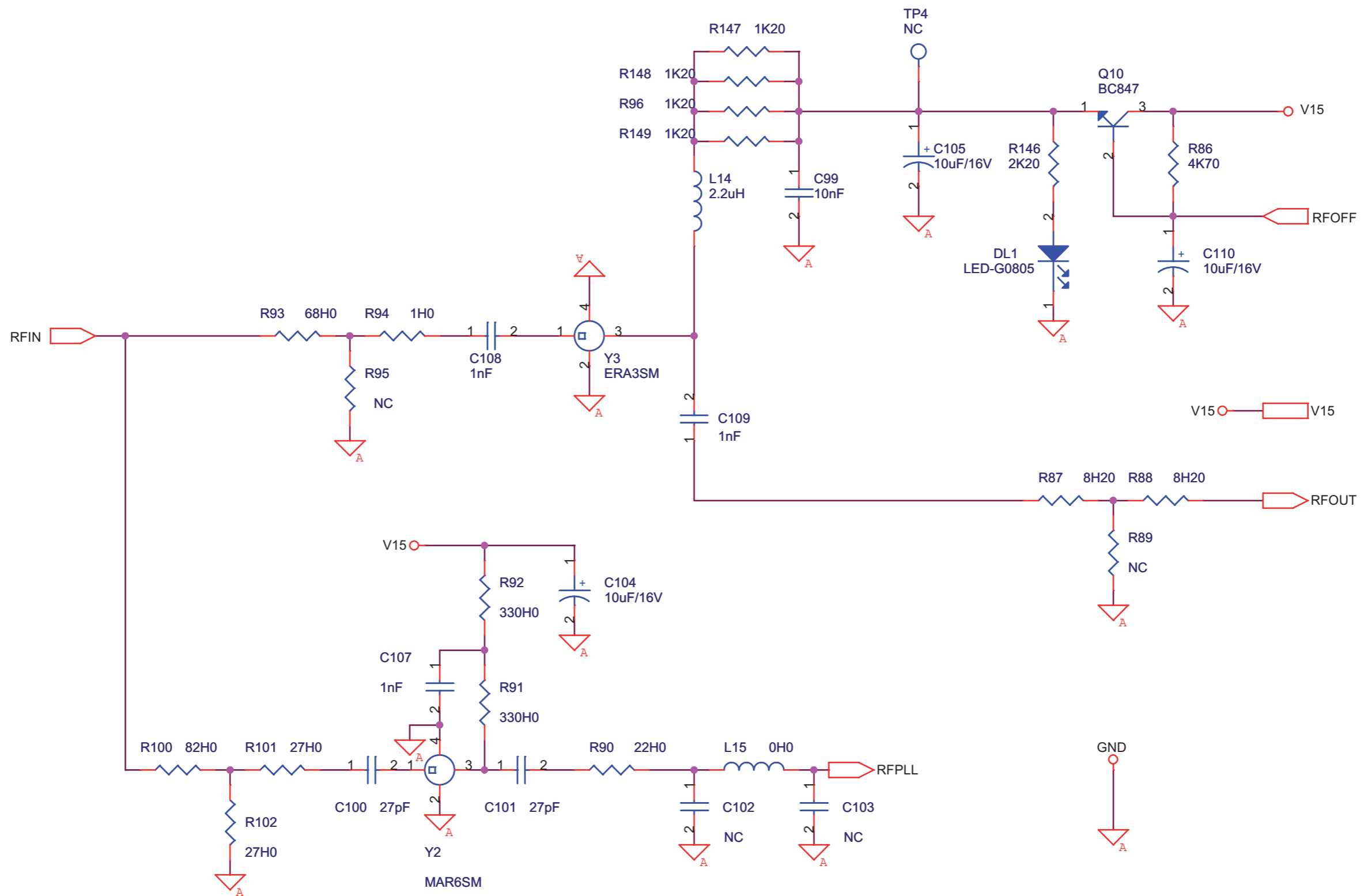
SLMBDURPTS06



(* In case of TDF personalization: R37, R38, R45, R46 = 30K9

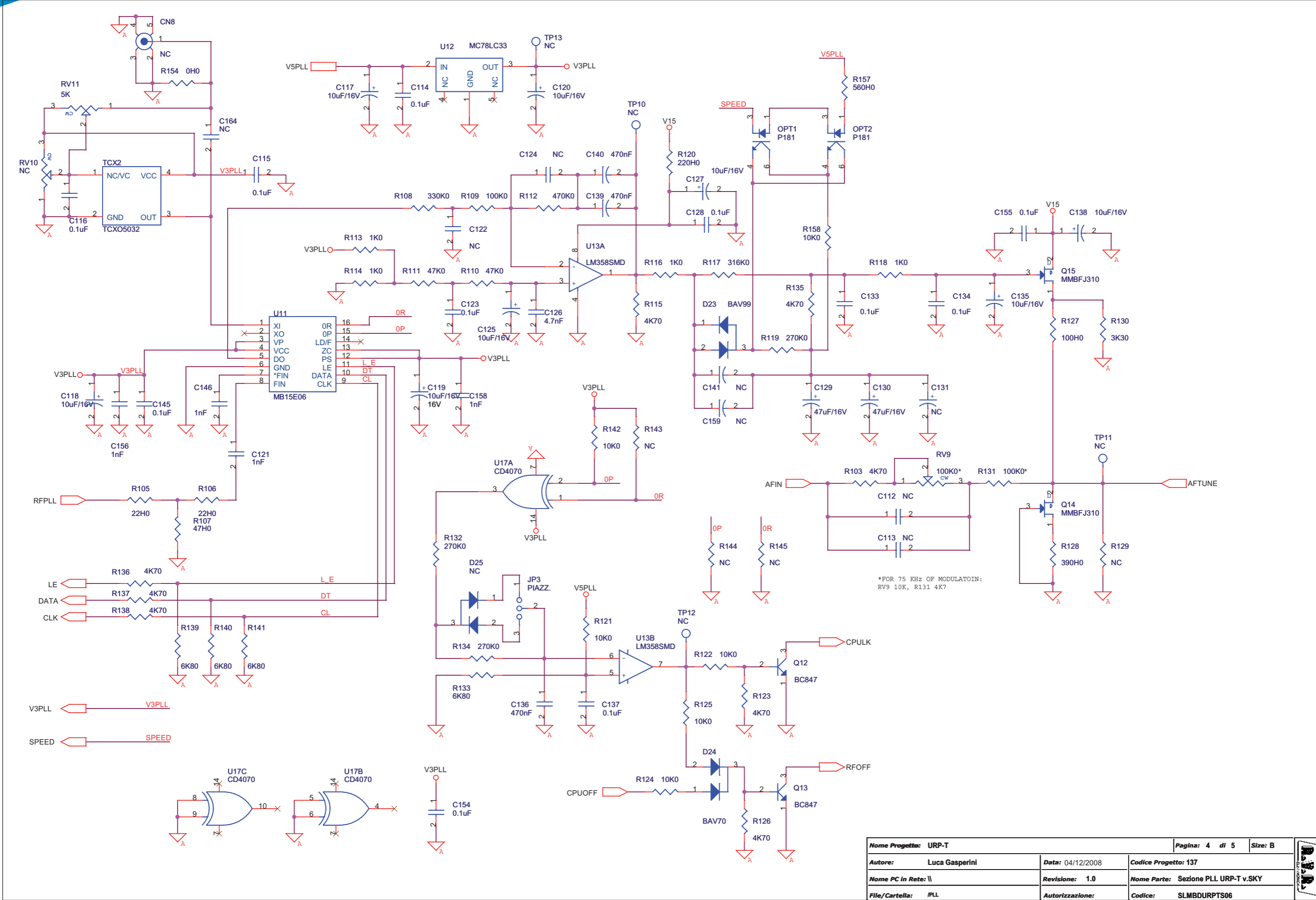
Nome Progetto: URPT	Data: 04/12/2008	Revisione: 1.0	Nome Parte: Sezione audio URPT v.SKY
Autore: Luca Gasparini	File/Carrella: Sezione audio Mono Mp3 Stereo	Autoforizzazione:	Codice: SLMBDURPTS06
Nome PC in Rete: \\\			
Page: 2 di 5	Size: C		

SLMBDURPTS06



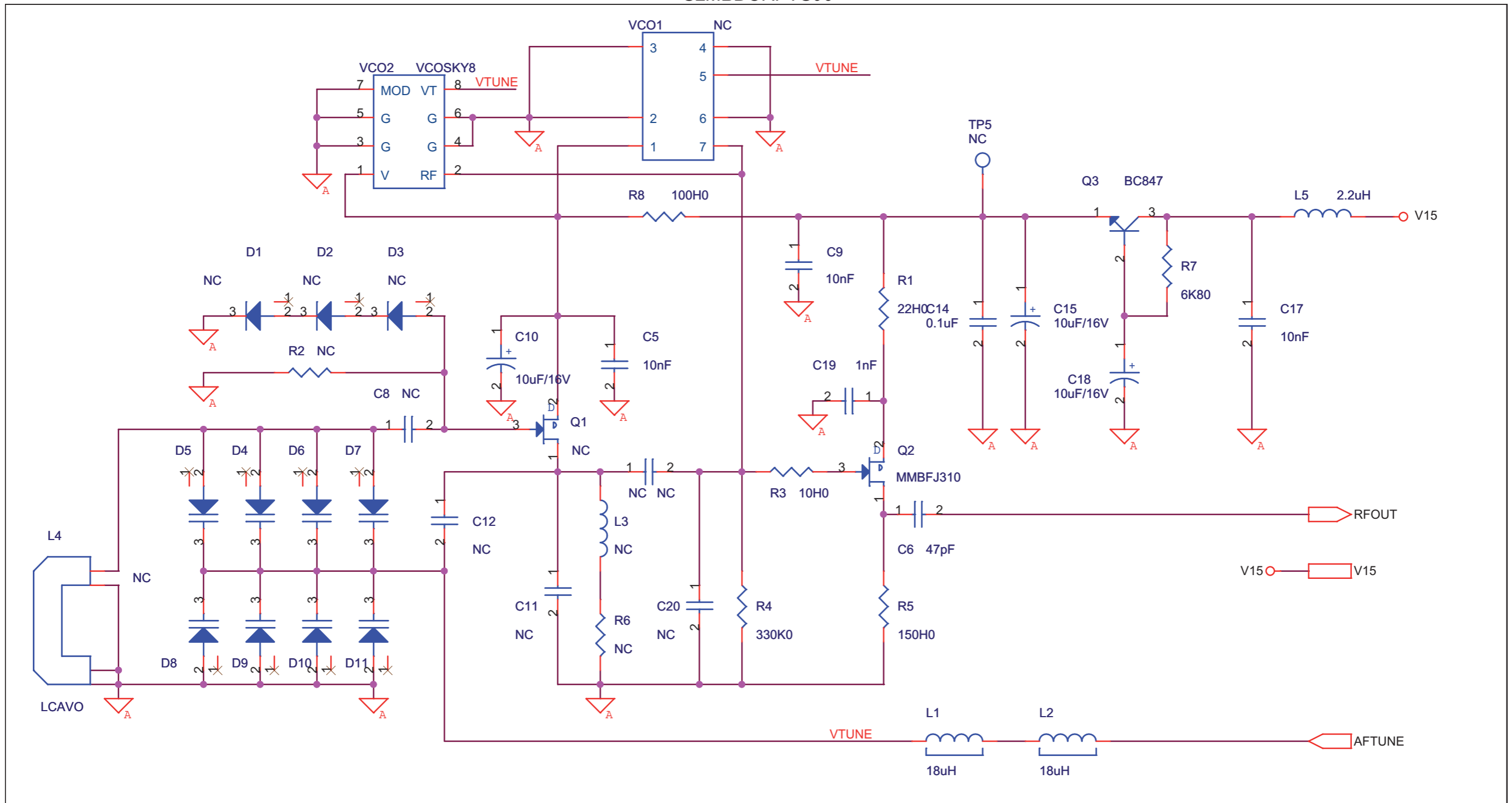
Nome Progetto: URP-T		Pagina: 3 di 5	Size: A
Autore: Luca Gasperini	Data: 04/12/2008	Codice Progetto: 137	
Nome PC in Rete: \\	Revisione: 1.0	Nome Parte: Sezione Driver URP-T v.SKY	
File/Cartella: /Driver	Autorizzazione:	Codice: SLMBDURPTS06	

SLMBDURPTS06



Nome Progetto: URP-T	Pagina: 4 di 5	Size: B
Autore: Luca Gasperini	Data: 04/12/2008	Codice Progetto: 137
Nome PC in Rete: \\	Revisione: 1.0	Nome Parte: Sezione PLL URP-T v.SKY
File/Cartella: /PLL	Autorizzazione:	Codice: SLMBDURPTS06

SLMBURPTS06



Il cavo e' montato lato saldature

Nome Progetto: URPT-T		Pagina: 5 di 5		Size: A
Autore: Luca Gasperini	Data: 04/12/2008	Codice Progetto: 137		
Nome PC in Rete: \	Revisione: 1.0	Nome Parte: Sezione VCO URPT-T v.SKY		
File/Cartella: NCO	Autorizzazione:	Codice: SLMBURPTS06		

SLMBDURPTS06

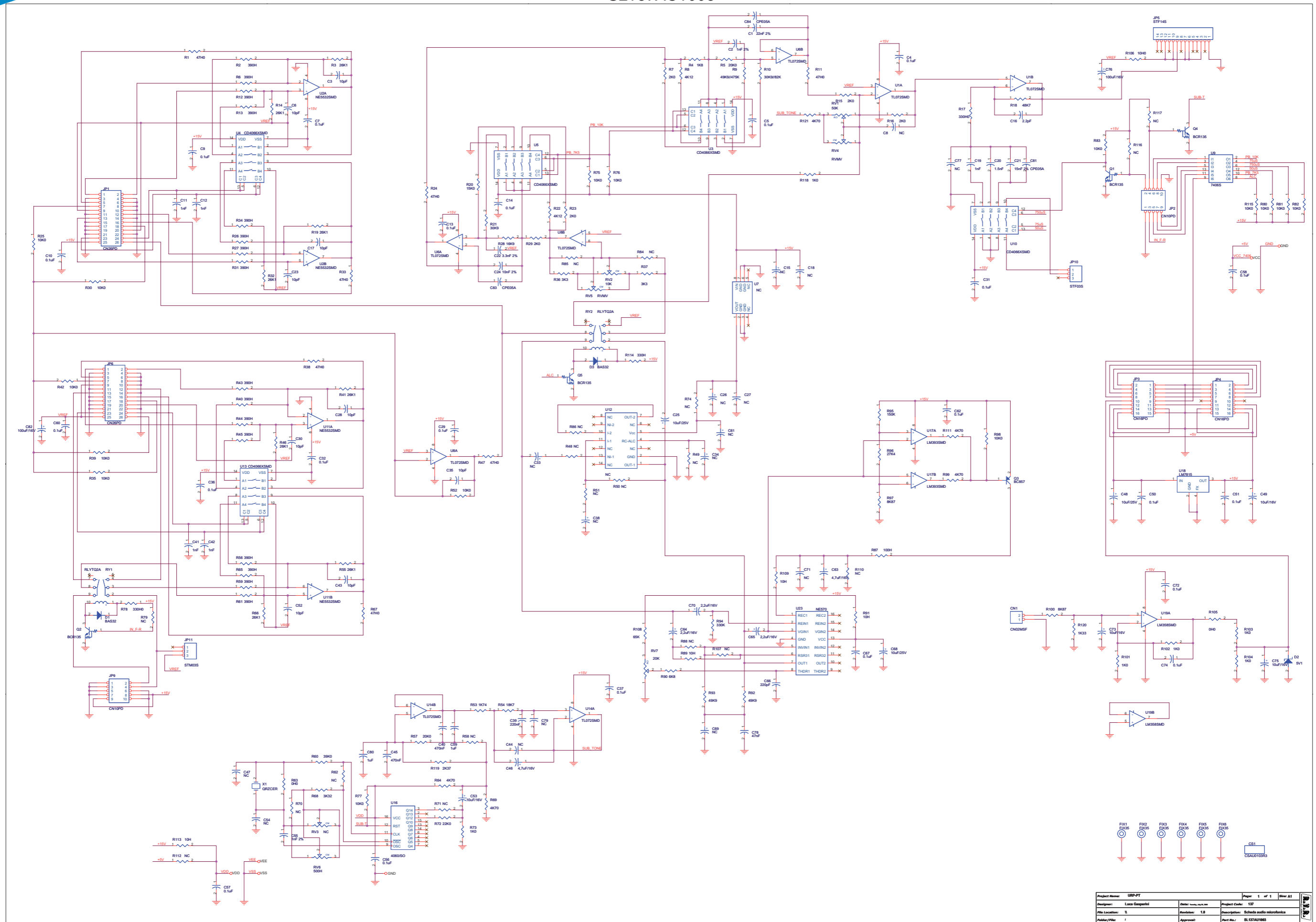
Main card URPT-T vers SKY - SLMBDURPTS06
08/06/2011 Revision: 1.0
URPT-T
137
Luca Gasperini

Item	Quantity	Reference	Part	(description)
1	1	CN1	SMB_CS	Connettore SMB cs CNTSMBMCS
2	2	CN2, CN5	NC	Connettore xLR femm. cs
3	2	CN3, CN4	NC	Connettore BNC metallico
4	2	CN6, CN7	NC	Connettore BNC metallico
5	1	CN8	NC	Connettore SMB cs
6	1	COD1	NC	Coder stereo IRV30CT
7	1	C51	CSMBDTEXLC06	Circuito stampato CSMBDTEXLC06
8	26	C1, C10, C15, C18, C39, C40, C43, C44, C76, C77, C78, C80, C81, C97, C104, C105, C110, C117, C118, C119, C120, C125, C127, C138, C148, C162	10uF/16V	Cond. Elett. SMD d. 4mm CES106A160
9	25	C2, C4, C14, C23, C32, C45, C46, C49, C65, C79, C85, C114, C115, C116, C123, C128, C133, C134, C137, C145, C147, C149, C150, C154, C155	0.1uF	Cond. SMD 0805 CCC085104KXC
10	1	C3	10uF/35V	Cond. Elett. SMD d. 5mm CES106B350
11	5	C5, C9, C17, C33, C99	10nF	Cond. SMD 0805 CCC085103KXC
12	1	C8	47pF	Cond. SMD 0805 CCC085470JCC
13	47	C8, C11, C12, C20, C21, C22, C24, C26, C27, C29, C30, C31, C34, C35, C36, C47, C48, C50, C53, C54, C55, C56, C58, C59, C60, C61, C64, C66, C69, C86, C87, C88, C89, C90, C91, C92, C93, C94, C95, C102, C103, C112, C113, C122, C124, C164, NC	NC	Cond. SMD 0805
14	8	C19, C107, C108, C109, C121, C146, C156, C158	1nF	Cond. SMD 0805 CCC085102JNC
15	6	C25, C28, C82, C83, C100, C101	27pF	Cond. SMD 0805 CCC085270JCC
16	6	C37, C51, C52, C67, C68, C152	NC	Cond. Elett. SMD d. 6.3mm
17	2	C151, C38	220uF/16V	Cond. Elett. SMD d. 6.3mm CES227E160
18	6	C41, C42, C62, C63, C84, C96	NC	Cond. Elett. SMD d. 4mm
19	1	C57	NC	Cond. SMD 0805
20	4	C70, C71, C72, C73	NC	Cond. SMD 0805 COG
21	2	C74, C75	6-30pF	Comp. ceramico dia. 7mm CVC300D07
22	1	C126	4.7nF	Cond. SMD 0805 CCC085472KXC
23	2	C129, C130	47uF/16V	Cond. Elett. SMD Tant. size D CET476D160SM
24	1	C131	NC	Cond. Elett. SMD Tant. size D
25	1	C135	10uF/16V	Cond. Elett. SMD Tant. size C CET106C160SM
26	3	C138, C139, C140	470nF	Cond. SMD 1206 CCC126474KXC
27	2	C159, C141	NC	Cond. SMD 1206
28	3	C160, C161, C163	1uF	Cond. SMD 0805 CCC126474KXC
29	1	DL1	LED-G0805	LED SMD 0805 LEDV0805
30	1	DZ1	LM4040-10	Diode Zener SMD SOT23 CILLM4040-10
31	3	D1, D2, D3	NC	Diode SMD SOT23
32	7	D4, D6, D7, D8, D9, D10, D11	NC	Diode Varicap SMD SOT23
33	1	D5	NC	Diode Varicap SMD SOT23
34	3	D12, D13, D14	SV1	MINIMELF SMD Zener Diode DIZ5V1MINI
35	8	D15, D16, D17, D18, D19, D20, D22, D25	NC	Doppio Diode SMD SOT23
36	2	D21, D23	BAV99	Doppio Diode SMD SOT23 DISBAV99
37	1	D24	BAV70	Doppio Diode SMD SOT23 DISBAV70
38	9	FIX1, FIX2, FIX3, FIX4, FIX5, FIX7, FIX8, FIX9, FIX10	FIX35	Foro fissaggio 3.5mm
39	1	JP1	CN16PD	Strip femmina 8X2 pin CNTSTF08DDB
40	1	JP2	STF03SDB	Strip femmina 3 pin CNTSTF03SDB
41	1	JP3	PIAZZ	
42	1	JP4	STF14SDB	Strip femmina 14 pin CNTSTF14SDB
43	1	JP5	STF13SDB	Strip femmina 13 pin CNTSTF13SDB
44	1	J1	NC	Strip femmina 10 pin
45	2	L2, L1	18uH	Induttanza SMD 3225 (1210) Schermata IMP18US120S
46	4	L5, L12, L14	2.2uH	Induttanza SMD 3225 (1210) IMP2U2S120
47	1	L4	NC	Induttanza a cavo RG
48	7	L3, L6, L7, L8, L9, L10, L11, L13	NC	Induttanza SMD 3225 (1210)
49	1	L15	0H0	Induttanza SMD 3225 (1210) RCH085F0000H
50	2	OPT2, OPT1	P181	Optoisolatore SMD SO6 LEDTL181
51	1	Q1	NC	Trans. FET SOT23
52	3	Q2, Q14, Q15	MMBFJ310	Trans. FET SOT23 TRNMMBFJ310
53	6	Q3, Q4, Q7, Q10, Q12, Q13	BC847	Trans. NPN SOT23 TRNBC847
54	4	Q5, Q6, Q8, Q9	BC857	Trans. PNP SOT23 TRNBC857
55	1	Q16	2N7002	Trans. FET SOT23 TRN2N7002SMD
56	5	RV1, RV2, RV3, RV6, RV8	NC	Trimmer Rg V 3296W
57	3	RV4, RV5, RV11	5K	Trimmer Rg V 3296W RVT3296WK005
58	1	RV7	50K	Trimmer Rg V 3296W RVT3296WK050
59	1	RV9	100K	Trimmer Rg V 3296W RVT3296WK100
60	1	RV10	NC	Trimmer multi SMD PVG5 Murata
61	4	R1, R90, R105, R106	22H0	Res. SMD 0805 RCH085F0022H
62	36	R2, R9, R10, R12, R14, R19, R28, R34, R37, R38, R39, R40, R41, R42, R43, R44, R45, R46, R63, R69, R71, R72, R73, R74, R77, R78, R79, R80, R84, R89, R95, R129, R143, R144, R145, R155, R156	NC	Res. SMD 0805
63	1	R3	10H0	Res. SMD 0805 RCH085F0010H
64	4	R4, R55, R56, R108	330K0	Res. SMD 0805 RCH085F0330K
65	1	R5	150H0	Res. SMD 0805 RCH085F0150H
66	2	C84, C96	0H0	Res. SMD 0805 RCH085F0000H
67	5	R7, R133, R139, R140, R141	6K80	Res. SMD 0805 RCH085F006K8
68	7	R8, R33, R54, R66, R68, R127, R150	100H0	Res. SMD 0805 RCH085F0100H
69	22	R11, R16, R17, R21, R29, R36, R48, R49, R52, R60, R61, R64, R75, R121, R122, R124, R125, R142, R152, R153, R158	10K0	Res. SMD 0805 RCH085F0010K
70	6	R13, R22, R113, R114, R116, R118	1K0	Res. SMD 0805 RCH085F0001K
71	8	R15, R18, R47, R50, R59, R62, R109, R131	100K0	Res. SMD 0805 RCH085F0100K
72	3	R23, R31, R82	15K0	Res. SMD 0805 RCH085F0015K
73	2	R25, R24	1M0	Res. SMD 0805 RCH085F0001M
74	10	R26, R86, R103, R115, R123, R126, R135, R136, R137, R138	4K70	Res. SMD 0805 RCH085F004K7
75	2	R27, R107	47H0	Res. SMD 0805 RCH085F0047H
76	1	R30	4K99	Res. SMD 0805 RCH085F04K99
77	4	R32, R53, R65, R146	2K20	Res. SMD 0805 RCH085F002K2
79	4	R51, R70, R83, R154	0H0	Res. SMD 0805 RCH085F0000H
80	3	R57, R58, R67	12K0	Res. SMD 0805 RCH085F0012K
81	1	R76	28K0	Res. SMD 0805 RCH085F0028K
82	1	R81	2K49	Res. SMD 0805 RCH085F02K49
83	1	R85	8K20	Res. SMD 0805 RCH085F008K2
84	2	R87, R88	8H20	Res. SMD 0805 RCH085F008H2
85	2	R92, R91	330H0	Res. SMD 0805 RCH085J0330H
86	1	R93	68H0	Res. SMD 0805 RCH085F0068H
87	1	R94	1H0	Res. SMD 0805 RCH085F0001H
88	4	R96, R147, R148, R149	1K20	Res. SMD 0805 RCH085F001K2
89	1	R100	82H0	Res. SMD 0805 RCH085F0082H
90	2	R102, R101	27H0	Res. SMD 0805 RCH085F0027H
91	2	R111, R110	47K0	Res. SMD 0805 RCH085F0047K
92	1	R112	470K0	Res. SMD 0805 RCH085F0470K
92	1	R117	316K0	Res. SMD 0805 RCH085F0316K
93	3	R119, R132, R134	270K0	Res. SMD 0805 RCH085F0270K
94	1	R120	220H0	Res. SMD 0805 RCH085F0220H
95	1	R128	390H0	Res. SMD 0805 RCH085F0390H
96	1	R130	3K30	Res. SMD 0805 RCH085F003K3
97	1	R151	576H0	Res. SMD 0805 RCH085F0576H
98	1	R157	560H0	Res. SMD 0805 RCH085F0560H
99	1	SW1	NC	Dip switch 2 vie
100	1	SW2	NC	Dip switch 4 vie
101	1	SW3	NC	Dip switch 2 vie

Item	Quantity	Reference	Part	(description)
102	1	TCX2	TCXO5032	TCXO SMD 5x3.2mm QRZ000010MMV
103	13	TP1, TP2, TP3, TP4, TP5, TP6, TP7, TP8, TP9, TP10, TP11, TP12, TP13	NC	Test point
104	1	U1	NC	Stabilizzatore TO220
105	2	U3, U8	LM393SMD	Dual Comp. SMD SO8 CILLM393SMD
106	3	U5, U9, U13	LM358SMD	Dual Op. SMD SO8 CILLM358SMD
107	2	U4, U6	TL072SMD	Dual Op. SMD SO8 CILLTL072SMD
108	1	U7	4053SSMD	Analog Switch SMD SO16 CIDCD4053S
109	1	U11	MB15E06	Integrated PLL CIDMB15E06
110	1	U12	MC78LC33	Stab. SMD SOT23-5 CIL78LC33
111	3	U14, U15, U16	NC	Dual Op. SMD SO8
112	1	U17	CD4070	Quad XOR CID4070SMD
113	1	VCO1	NC	
114	1	VCO2	VCOSKY8	VCO SKY 8 pin FVC7MD
115	1	Y1	NC	Filtro Audio Stereo Positron
116	1	Y2	MAR6SM	Ibrido MAR/ERA MIBMAR6SMD
117	1	Y3	ERA3SM	Ibrido MAR/ERA MIBERA3-SM

NOTE1 *FOR STEREO VERSION AND 75 KHz OF MODULATION: RV9 10K, R131 4K7, R117 180K

	<p>00100</p>	<p>88.00</p> <p>ZERO GERBER ASSEX</p>	<p>RILASCIO: 13/12/07</p> <p>REV:</p> <p>DIM.SCHEDA: VEDI QUOTE</p> <p>TRATT.: STANDARD COSTRUTTORE</p> <p>MAT.: FR4-74 1.6mm Cu 35um</p> <p>VISTA POSITIVA</p>	<p>DIS. S.POL. CTR. A2</p> <p>LATO PIANO DI MONTAGGIO</p> <p>VISTA LATO COMPONENTI</p> <p>DENOMINAZIONE</p> <p>SCHEDA AUDIO MICROFONI</p> <p>CODICE</p> <p>CSAU0103R3</p>	<p>SCALA 1:1</p> <p>RVR ELETTRONICA S.P.A.</p>
--	--------------	---------------------------------------	---	---	--



Project Name:	URP-PT	Order No.:	137
Designer:	Laura Casperini	Revision:	1.0
File Location:	U	Description:	Scheda audio microfonica
Author/Date:		Approve:	SL137AU1003

SL137AU1003

Scheda audio microfoni SL137AU1003
29/07/2008 Revision: 1.0

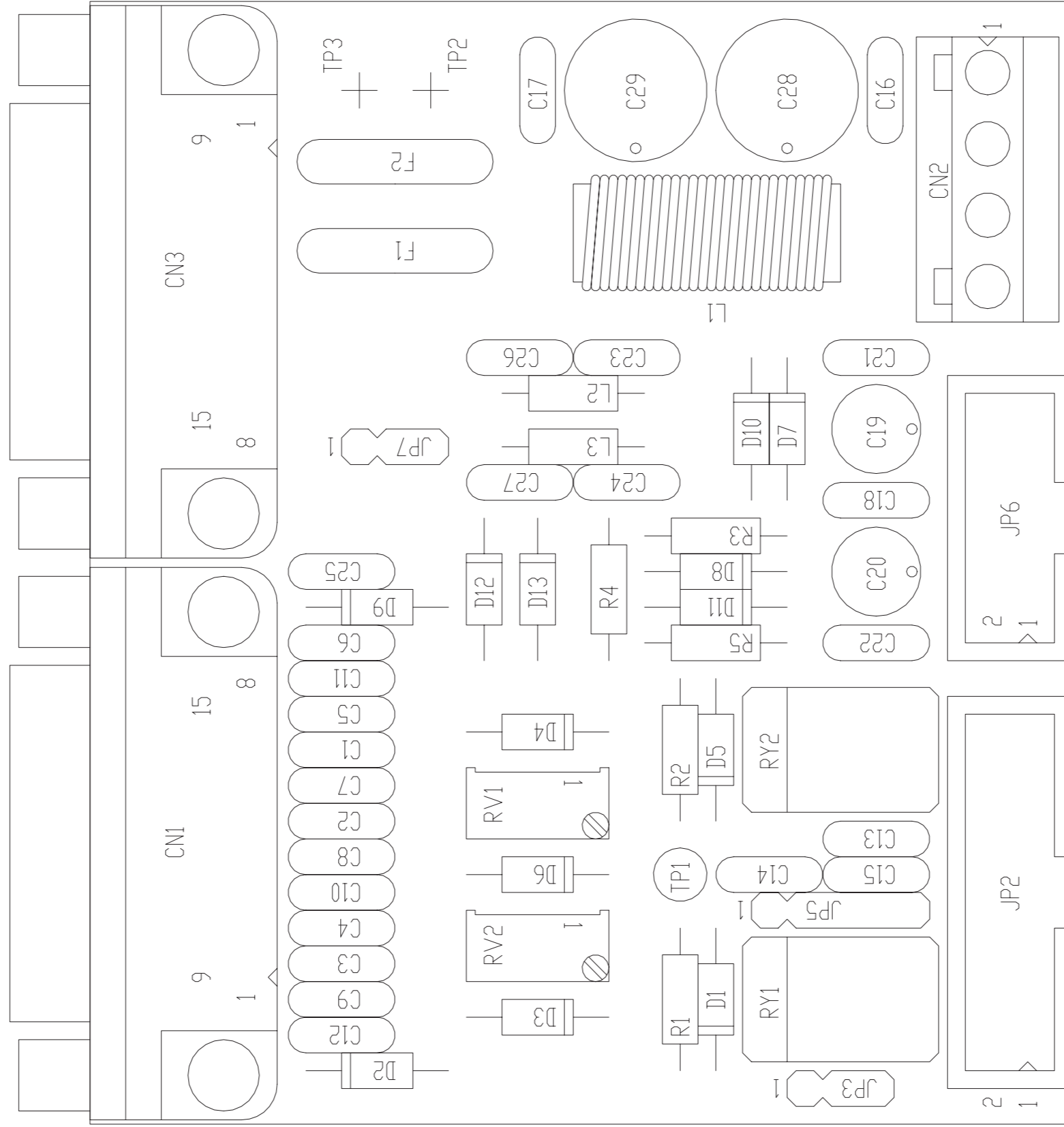
URP-PT

137

Luca Gasperini

Item	Quantity	Reference	Part	(DESCRIPTION)	
1	1	CN1	CN02MSF	Connettore 2 poli Mascon p 2.5mm	CNTMASM2PCS
2	1	CS1	CSAU0103R3	Circuito stampato	CSAU0103R3
3	1	C1	22nF 2%	Cond. SMD 1206	CPF126223GA
4	2	C2, C55	1nF 2%	Cond. SMD 0805	CCC085102GCC
5	9	C3, C6, C17, C23, C28, C30, C35, C43, C52	10pF	Cond. SMD 0805	CCC085100JCC
6	22	C4, C5, C7, C9, C10, C13, C14, C29, C31, C32, C36, C37, C50, C51, C56, C57, C58, C80, C82, C67, C72, C74	0.1uF	Cond. SMD 0805	CCC085104KXC
7	9	C8, C18, C27, C44, C47, C54, C71, C77, C79	NC	Cond. SMD 0805	
8	5	C11, C12, C19, C41, C42	1nF	Cond. SMD 0805	CCC085102KXC
9	3	C15, C26, C33	NC	Cond. Elett. SMD d. 5mm	
10	1	C16	2.2pF	Cond. SMD 0805	CCC0852P2JCC
11	1	C20	1.5nF	Cond. SMD 0805	CCC085152GCC
12	1	C21	15nF 2%	Cond. SMD 1206	CPF126153GA
13	1	C22	3.3nF 2%	Cond. SMD 0805	CCC085332GCB
14	1	C24	10nF 2%	Cond. SMD 1206	CPF126103GA
15	2	C34, C38	NC	Cond. Elett. SMD d. 6.3mm	
16	1	C39	220nF	Cond. SMD 0805	CCC085224KXC
17	2	C40, C45	470nF	Cond. SMD 0805	CCC085474KXC
18	2	C46, C63	4.7uF/16V	Cond. Elett. SMD d. 4mm	DA CODIFICARE
19	2	C25, C48	10uF/25V	Cond. Elett. SMD d. 5mm	CES106B350
20	5	C49, C53, C73, C75, C76	10uF/16V	Cond. Elett. SMD d. 5mm	CES106A160
21	2	C80, C59	1uF	Cond. SMD 0805	CCC085105KYC
22	1	C81	NC	Cond. Elett. SMD d. 8mm	
23	3	C84, C65, C70	2.2uF/16V	Cond. Elett. SMD d. 4mm	CES225A500
24	1	C66	220pF	Cond. SMD 0805	CCC085221JCC
25	1	C68	10uF/25V	Cond. Elett. SMD d. 6.3mm	CES106B350
26	1	C69	NC	Cond. Elett. SMD d. 4mm	
27	1	C78	47nF	Cond. SMD 0805	CCC085473KXC
28	1	D1	BAS32	MINIMELF SMD Diode	DISBAS32MINI
29	1	D2	5V1	MINIMELF SMD Zener Diode	DIZ5V1MINI
30	1	D3	BAS32	MELF SMD Diode	DISBAS32MINI
31	6	FIX1, FIX2, FIX3, FIX4, FIX5, FIX6	FIX35	Foro fissaggio 3.5mm	
32	2	JP6, JP1	Strip maschio 90°	Strip maschio 90° 13x2	CNTSTM40DDA
33	2	JP9, JP2	CN10PD	Connettore 10 poli Fiat cs	CNTMCS10A
34	2	JP3	CN16PD	Connettore 16 poli Fiat cs	CNTMCS16A
35	1	JP5	STF14S	Strip femmina 14 pin	CNTSTF14SDB
36	1	JP10	STF03S	Strip femmina 3 pin	CNTSTF03SDB
37	1	JP11	STM03S	Strip maschio 3 pin	CNTSTM40SDA
38	1	JP4	JP4	Strip femmina tornita 8x2	CNTSTF08DDB
39	4	Q1, Q2, Q4, Q5	BCR135	Trans./Res. NPN SOT23	TRNBCR135
40	1	Q3	BC857	Trans. PNP SOT23	TRNBC857
41	1	RV1	50K	Trimmer Rg V 3269W SMD	RVT3269WK050
42	1	RV2	10K	Trimmer Rg V 3269W SMD	RVT3269WK010
43	1	RV6	500H	Trimmer Rg V 3296W	RVT3296WH500
44	3	RV4, RV5, RV3	NC	Trimmer Rg V 3296W	
45	1	RV7	20K	Trimmer SMD	RVT4X4K0020V
46	2	RY2, RY1	RLYTQ2A	Relè TQ2	RLD2V12V05AAM
47	7	R1, R11, R24, R33, R38, R47, R67	47H0	Res. SMD 0805	RCH085F0047H
48	16	R2, R6, R12, R13, R26, R27, R31, R34, R40, R43, R44, R45, R56, R59, R61, R65	390H	Res. SMD 0805	RCH085F0390H
49	8	R3, R14, R19, R32, R41, R46, R55, R66	26K1	Res. SMD 0805	RCH085F026K1
50	1	R4	1K8	Res. SMD 0805	RCH085F001K8
51	2	R5, R57	20K0	Res. SMD 0805	RCH085F0020K
52	5	R7, R15, R16, R23, R29	2K0	Res. SMD 0805	RCH085F002K
53	2	R8, R22	4K12	Res. SMD 0805	RCH085F04K12
54	1	R9	49K9/475K	Res. SMD 0805	DA CODIFICARE COME 45K3
55	1	R10	30K9/82K	Res. SMD 0805	DA CODIFICARE COME 22K6
56	7	R17, R73, R103, R101, R102, R104, R118	1K0	Res. SMD 0805	RCH085F0001K
57	3	R18, R92, R93	49K9	Res. SMD 0805	RCH085F049K9
58	1	R20	15K0	Res. SMD 0805	RCH085F0015K
59	1	R21	30K9	Res. SMD 0805	RCH085F030K9
60	15	R25, R30, R35, R39, R42, R52, R75, R76, R77, R80, R81, R82, R83, R98, R115	10K0	Res. SMD 0805	RCH085F0010K
61	1	R28	16K9	Res. SMD 0805	RCH085F016K9
62	2	R36, R37	3K3	Res. SMD 0805	RCH085F003K3
63	19	R48, R49, R50, R51, R58, R62, R70, R71, R74, R79, R84, R85, R86, R88, R107, R110, R112, R116, R117	NC	Res. SMD 0805	
64	1	R53	1K74	Res. SMD 0805	RCH085F01K74
65	1	R54	18K7	Res. SMD 0805	RCH085F018K7
66	1	R60	39K0	Res. SMD 0805	RCH085F0039K
67	2	R63, R105	0H0	Res. SMD 0805	RCH085F0000H
68	5	R64, R69, R99, R111, R121	4K70	Res. SMD 0805	RCH085F004K7
69	1	R68	3K32	Res. SMD 0805	RCH085F03K32
70	1	R72	22K0	Res. SMD 0805	RCH085F0022K
71	1	R78	330H0	Res. SMD 0805	RCH085F0330H
72	2	R87, R106	100H	Res. SMD 0805	RCH085F0100H
73	4	R89, R91, R109, R113	10H	Res. SMD 0805	RCH085F0010H
74	1	R90	6K8	Res. SMD 0805	RCH085F006K8
75	1	R94	330K	Res. SMD 0805	RCH085F0330K
76	1	R95	150K	Res. SMD 0805	RCH085F0150K
77	1	R96	27K4	Res. SMD 0805	RCH085F02K74
78	2	R100, R97	8K87	Res. SMD 0805	RCH085F08K87
79	1	R120	1K33	Res. SMD 0805	RCH085F01K33
80	1	R108	64K9	Res. SMD 0805	RCH085F064K9
81	1	R114	330H	Res. SMD 0805	RCH085F0330H
82	1	R119	2K37	Res. SMD 0805	RCH085F02K37
83	4	U1, U6, U8, U14	TL072SMD	Dual Op. SMD SO8	CILTL072SMD
84	2	U2, U11	NE5532SMD	Dual Op. SMD SO8	CILNE5532SMD
85	5	U3, U4, U5, U10, U13	CD4066XSMD	Analog Switch SMD SO14	CID4066SMD
86	1	U7	NC	Stabilizzatore SMD SO8	
87	1	U9	7406S	Hex inv OC SMD SO14	CID7406SMD
88	1	U12	NC	Audio limiter	
89	1	U16	4060/SO	Divider SMD SO16	CID4060SMD
90	1	U17	LM393SMD	Dual Comp. SMD SO8	CILLM393
91	1	U18	LM7815	Stabilizzatore TO220	CIL7815P
92	1	U19	LM358SMD	Dual Op. SMD SO8	CILLM358SMD
93	1	U23	NE570	Audio compander	CILNE570
94	1	X1	NC	Risonatore ceramico p5mm	

SL137IN1002



NOME PROGETTO: URP-T
AUTORE: L. GASPERINI

NOME PARTE: SCHEDA INTERFACCIA CONNESSIONI
DATA: 26/03/2008 REVISIONE: 1.0 SCALA: 2:1 SIZE: A4 PAGINA: 1 DI 1

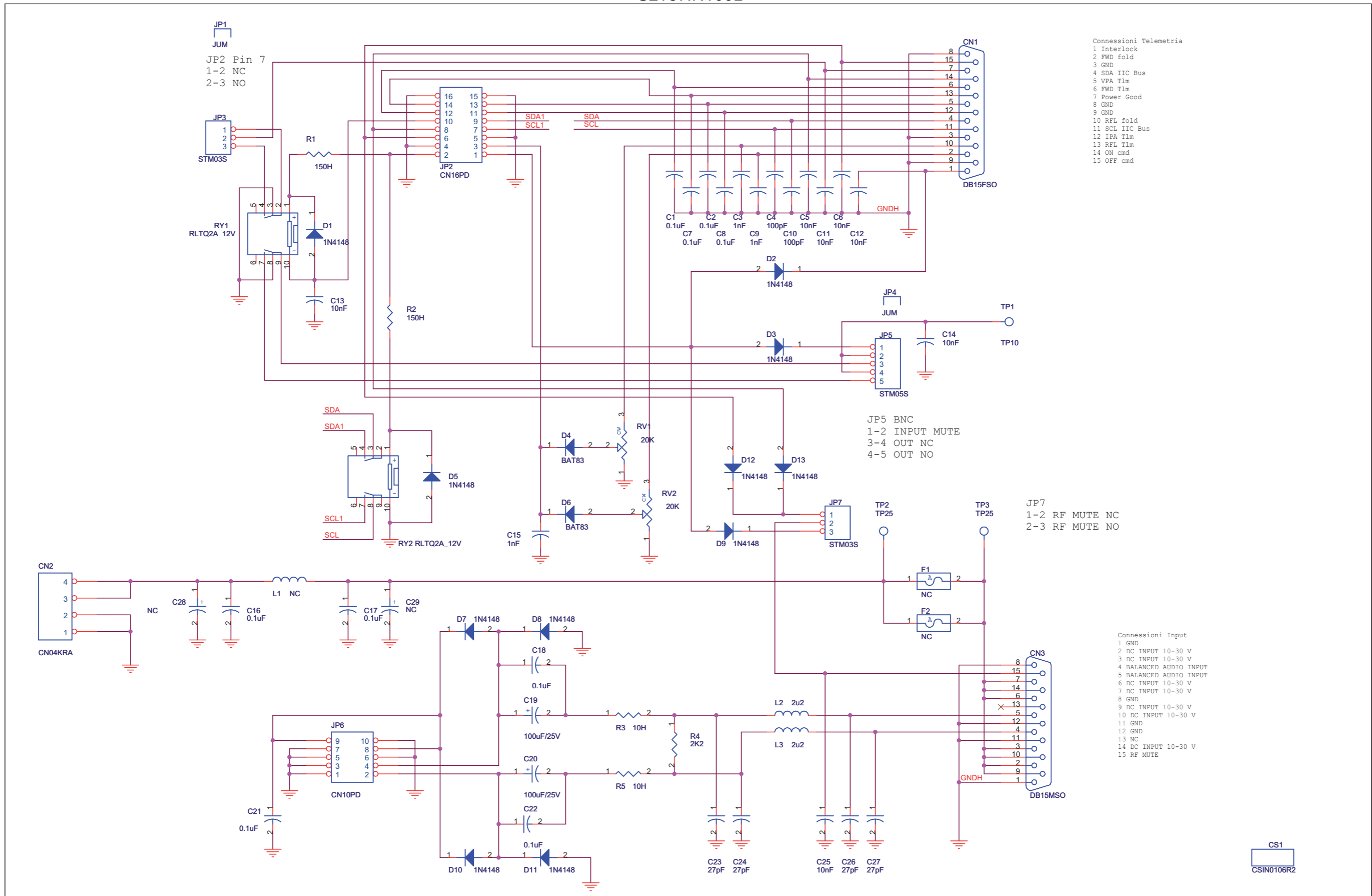
ARCHIVIAZIONE ELETTRONICA: "CARTELLA RILASCIATI" SU "UTSRV"
MATERIALE: <>

CODICE PROGETTO: 137
TRATTAMENTO: <>

CODICE DISEGNO: SL137IN1002
PROFILO: <>

STATO: ESECUTIVO

SL137IN1002



- Connessioni Telemetria
- 1 Interlock
 - 2 FWD fold
 - 3 GND
 - 4 SDA IIC Bus
 - 5 VFA Tlm
 - 6 FWD Tlm
 - 7 Power Good
 - 8 GND
 - 9 GND
 - 10 RFL fold
 - 11 SCL IIC Bus
 - 12 IPA Tlm
 - 13 RFL Tlm
 - 14 ON cmd
 - 15 OFF cmd

- Connessioni Input
- 1 GND
 - 2 DC INPUT 10-30 V
 - 3 DC INPUT 10-30 V
 - 4 BALANCED AUDIO INPUT
 - 5 BALANCED AUDIO INPUT
 - 6 DC INPUT 10-30 V
 - 7 DC INPUT 10-30 V
 - 8 GND
 - 9 DC INPUT 10-30 V
 - 10 DC INPUT 10-30 V
 - 11 GND
 - 12 GND
 - 13 NC
 - 14 DC INPUT 10-30 V
 - 15 RF MUTE

Nome Progetto: URPT		Pagina: 1 di 1		Size: A3
Autore: Luca Gasperini	Data: 21/03/2007	Codice Progetto: 137		
Nome PC in Rete: /	Revisione: 1.0	Nome Parte: Interfaccia connessioni		
File/Cartella: /	Autorizzazione:	Codice: SL137IN1002		

SL137IN1002

Interfaccia connessioni Revised: Monday, February 18, 2008
SL137IN1001 Revision: 2.1

URPT

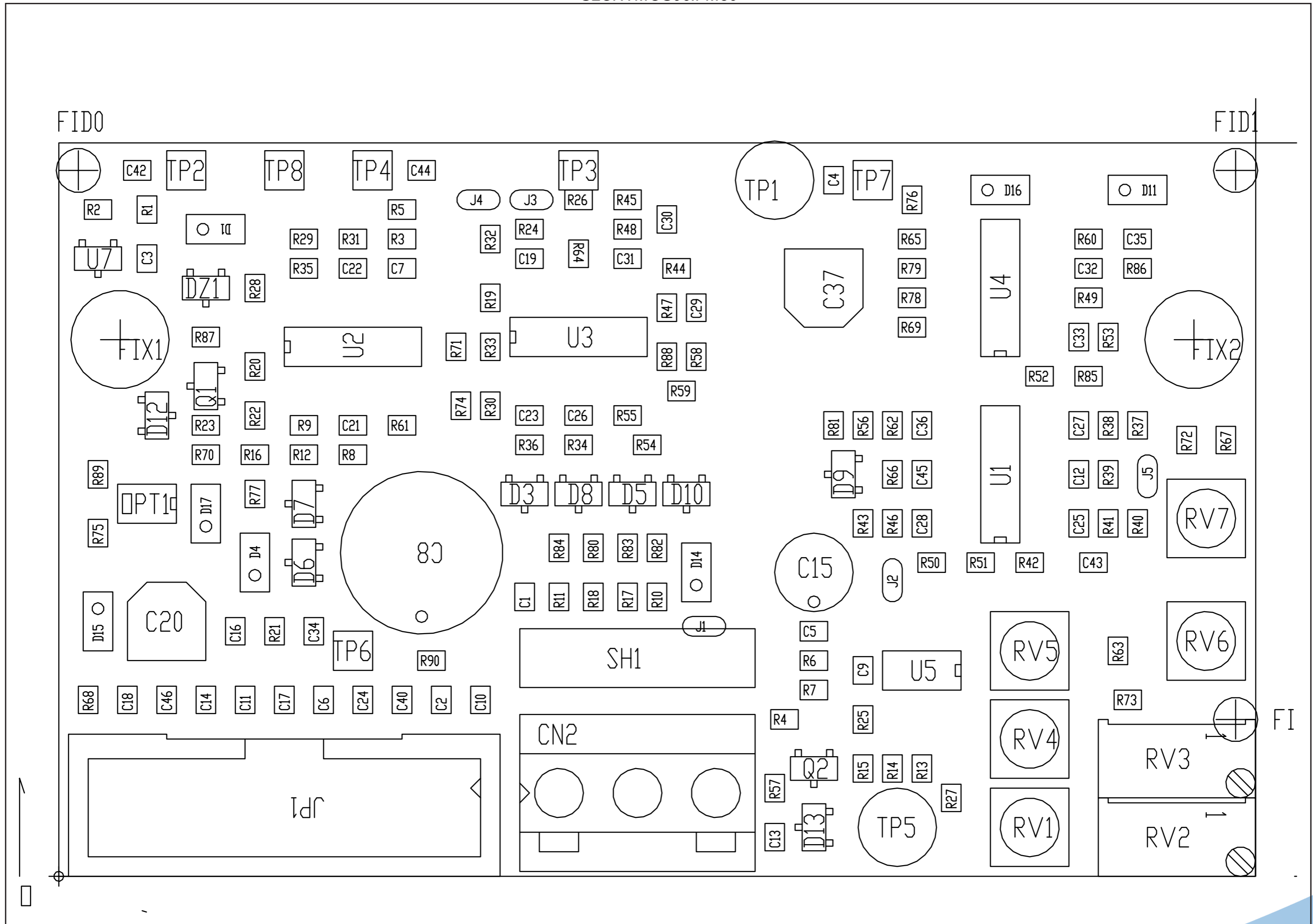
137

Luca Gasperini

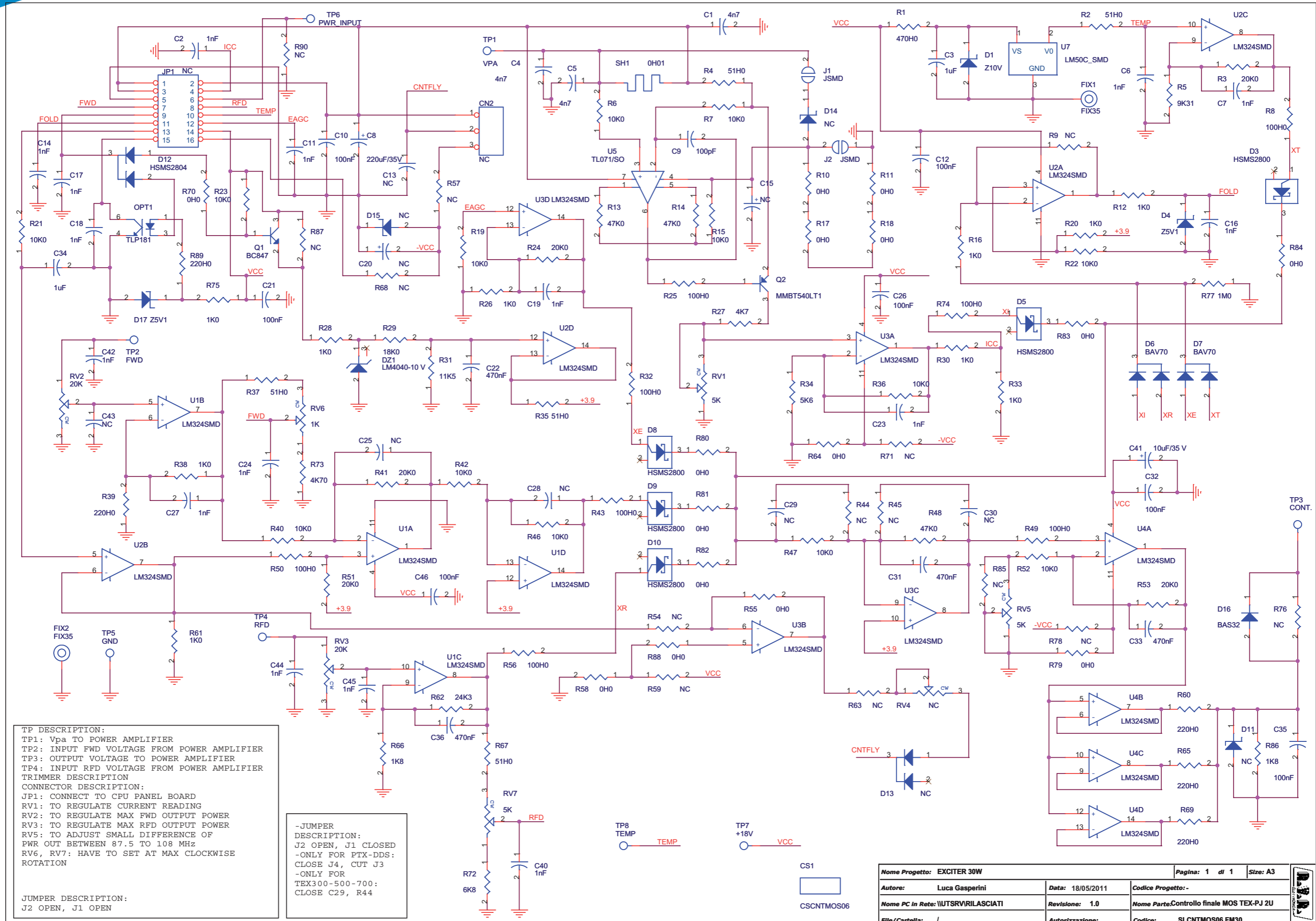
Item	Quantity	Reference	Part	(description)	Codice AS400
1	1	CN1	DB15FSO	Connettore DB15 femm. cs 90°	CNTDB15FCSA
2	1	CN2	CN02KRA	Conn. tipo KRA a 2 poli	MORSKRA2
3	1	CN3	DB15MSO	Connettore DB15 mas. cs 90°	CNTDB15MCSA
4	1	CS1	CSIN0106R2	Circuito stampato	CSIN0106R2
5	9	C1, C2, C7, C8, C16, C17, C18, C21, C22	0.1uF	Cond. ceramico p 5mm	CKM104KC600P
6	3	C3, C9, C15	1nF	Cond. ceramico p 5mm	CKM102KC600P
7	2	C4, C10	100pF	Cond. ceramico p 5mm	CKM101KC101C
8	7	C5, C6, C11, C12, C13, C14, C25	10nF	Cond. ceramico p 5mm	CKM103KC600P
9	2	C19, C20	100uF/25V	Cond. Elettr. Dia 6.5 P2.54	CEA107MA250V
10	4	C23, C24, C26, C27	27pF	Cond. ceramico p 5mm	CKM270KC600C
11	2	C28, C29	NC	Cond. Elettr. Dia 10 P5.08	
12	9	D1, D2, D3, D5, D7, D8, D9, D10, D11	1N4148	Diode in vetro DO35	DIS1N4148
13	2	D4, D6	BAT83	Diode Hot carrier DO35	DHCBAT83
14	2	D12, D13	1N4148		DIS1N4148
15	2	F2, F1	NC	Fusibile autorip. RUE 5000 mA	da codificare
16	2	JP1, JP4	JUM	Ponticello Jumper	
17	1	JP2	CN16PD	Connettore 16 poli Flat cs	CNTMCS16A
18	2	JP7, JP3	STM03S	Strip maschio 3 pin	CNTSTM40SDA
19	1	JP5	STM05S	Strip maschio 5 pin	CNTSTM40SDA
20	1	JP6	CN10PD	Connettore 10 poli Flat cs	CNTMCS10A
21	1	L1	NC	Ind. diam. 8 pass. 20 mm	NOTA1
22	2	L3, L2	2u2	Induttanza cilindrica	IMP02U2A
23	2	RV2, RV1	20K	Trimmer Rg V 3296W	RVT3296WK020
24	2	RY2, RY1	RLTQ2A_12V	Rele' TQ2	RLD2V12V05AM
25	2	R1, R2	150H	Res. 1/4W	RSM1/4F0150H
26	2	R3, R5	10H	Res. 1/4W 1%	RSM1/4F0010H
27	1	R4	2K2	Res. 1/4W 1%	RSM1/4F02K21
28	1	TP1	TP10	Foro dia. 1mm	
29	2	TP3, TP2	TP25	Foro dia. 2.5mm	NOTA2

NOTA1 Montare filo arg. d.1,5mm in posizione L1

NOTA2 Montare filo arg. d.1,5mm tra TP2 e TP3



SLCNTMOS06.FM30



TP DESCRIPTION:
 TP1: Vpa TO POWER AMPLIFIER
 TP2: INPUT FWD VOLTAGE FROM POWER AMPLIFIER
 TP3: OUTPUT VOLTAGE TO POWER AMPLIFIER
 TP4: INPUT RFD VOLTAGE FROM POWER AMPLIFIER

CONNECTOR DESCRIPTION:
 JP1: CONNECT TO CPU PANEL BOARD
 RV1: TO REGULATE CURRENT READING
 RV2: TO REGULATE MAX FWD OUTPUT POWER
 RV3: TO REGULATE MAX RFD OUTPUT POWER
 RV5: TO ADJUST SMALL DIFFERENCE OF PWR OUT BETWEEN 87.5 TO 108 MHz
 RV6, RV7: HAVE TO SET AT MAX CLOCKWISE ROTATION

JUMPER DESCRIPTION:
 J2 OPEN, J1 OPEN

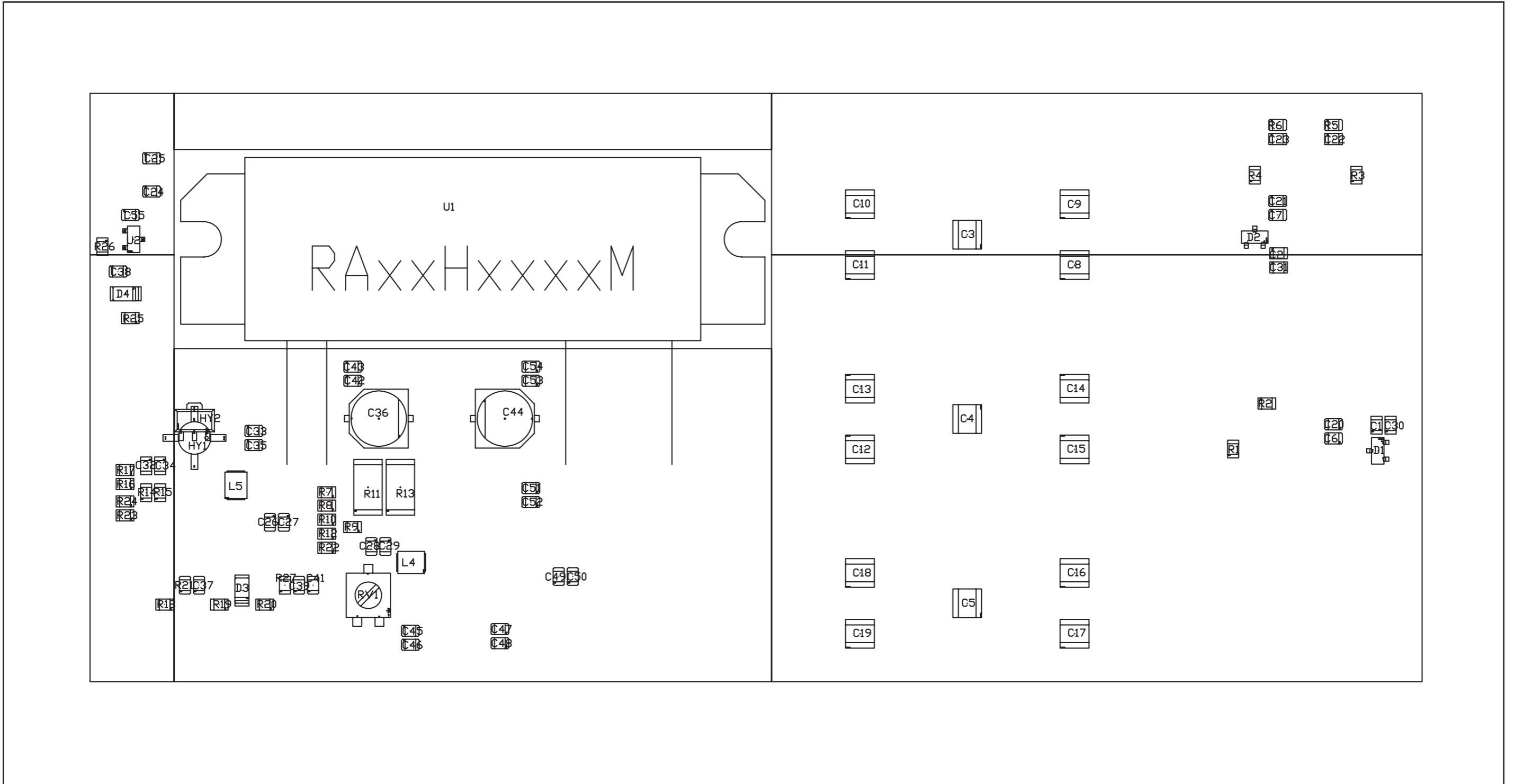
-JUMPER DESCRIPTION:
 J2 OPEN, J1 CLOSED
 -ONLY FOR PTX-DDS:
 CLOSE J4, CUT J3
 -ONLY FOR
 TEX300-500-700:
 CLOSE C29, R44

Nome Progetto: EXCITER 30W	Pagina: 1 di 1	Size: A3
Autore: Luca Gasperini	Data: 18/05/2011	Codice Progetto: -
Nome PC in Rete: WUTSRVIRLASCATI	Revisione: 1.0	Nome Parte: Controllo finale MOS TEX-PJ 2U
File/Cartella: /	Autorizzazione:	Codice: SLCNTMOS06.FM30

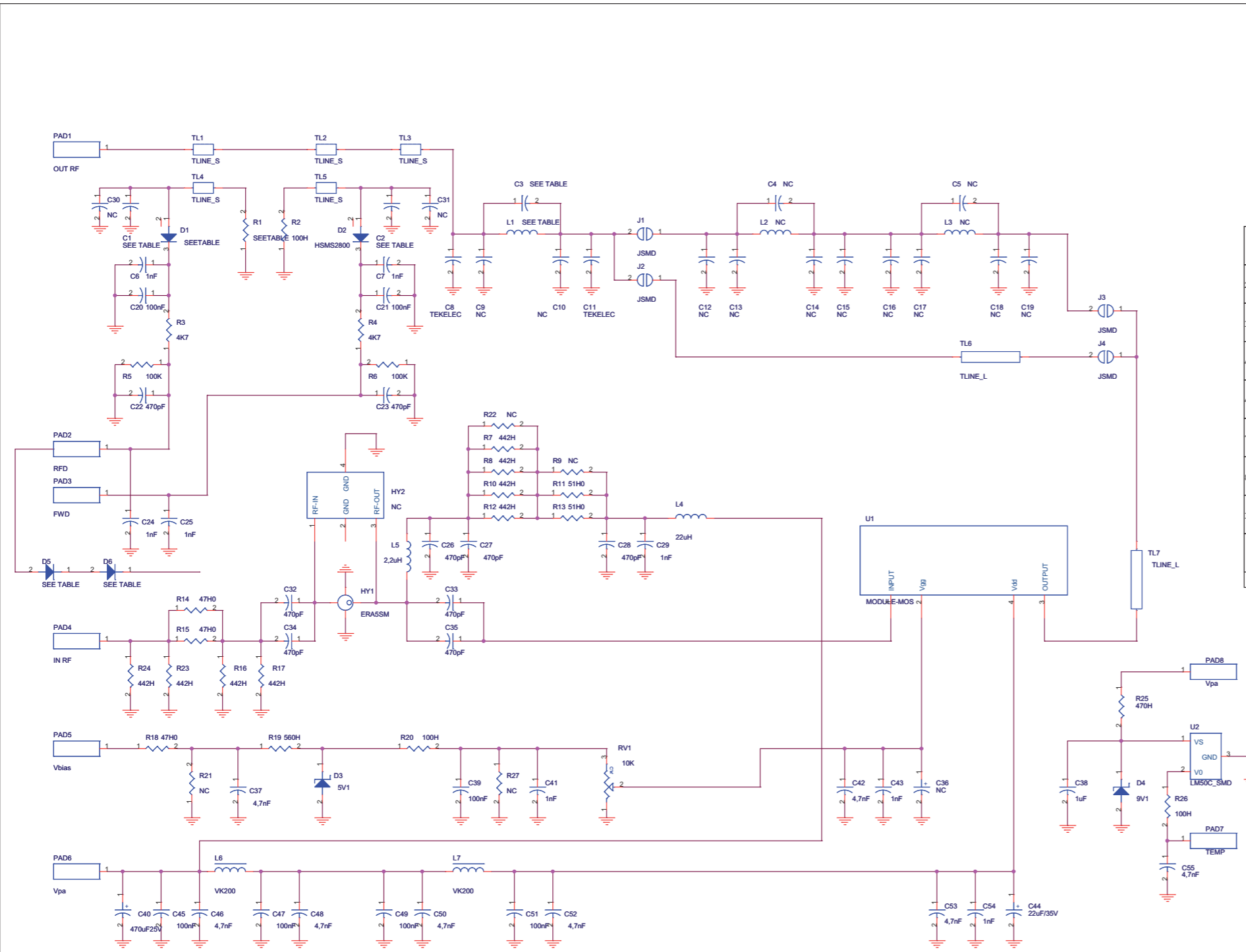
SLCNTMOS06.FM30

Controllo finale MOS TEX-PJ 2U Revised: Wednesday, May 18, 2011
 SLCNTMOS06.FM30 Revision: 1.0
 EXCITER 30W
 Luca Gasperini

Item	Quantity	Reference	Part	Description
1	1	CN2	NC	Conn. tipo KRA a 3 poli
2	1	CS1	CSCNTMOS06	Circuito stampato
3	3	C1, C4, C5	4n7	Cond. SMD 0805
4	16	C2, C6, C7, C11, C14, C16, C17, C18, C19, C23, C24, C27, C40, C42, C44, C45	1nF	Cond. SMD 0805
5	2	C3, C34	1uF	Cond. SMD 0805
6	1	C8	220uF/35V	Cond. Elettr. Dia 10 P5.08
7	1	C9	100pF	Cond. SMD 0805
8	7	C10, C12, C21, C26, C32, C35, C46	100nF	Cond. SMD 0805
9	6	C13, C25, C28, C29, C30, C43	NC	Cond. SMD 0805
10	1	C15	NC	Cond. Elettr. Dia 5 P2.54
11	1	C20	NC	Cond. Elettr. SMD d. 4mm
12	4	C22, C31, C33, C36	470nF	Cond. SMD 0805
13	1	C41	10uF/35 V	Cond. Elettr. SMD d. 4mm
14	1	DZ1	LM4040-10 V	Diodi Zener SMD SOT23
15	1	D1	Z10V	MINIMELF SMD Zener Diode
16	5	D3, D5, D8, D9, D10	HSMS2800	Diodo Schottky SOT23
17	2	D4, D17	Z5V1	MINIMELF SMD Zener Diode
18	2	D6, D7	BAV70	Doppio Diodo SMD SOT23
19	3	D11, D14, D15	NC	MINIMELF SMD Zener Diode
20	1	D12	HSMS2804	Doppio Diodo SMD SOT23
21	1	D13	NC	Doppio Diodo SMD SOT23
22	1	D16	BAS32	MINIMELF SMD Diode
23	2	FIX1, FIX2	FIX35	Foro fissaggio 3.5mm
24	1	JP1	NC	Connettore 16 poli Flat cs
25	2	J1, J2	JSMD	Pad SMD a saldare
26	1	OPT1	TLP181	Optoisolatore SMD SO6
27	1	Q1	BC847	Trans. NPN SOT23
28	1	Q2	MMBT540LT1	Trans. PNP SOT23
29	3	RV1, RV5, RV7	5K	Trimmer SMD
30	2	RV2, RV3	20K	Trimmer Rg V 3296W
31	1	RV4	NC	Trimmer SMD
32	1	RV6	1K	Trimmer SMD
33	1	R1	470H0	Res. SMD 0805
34	5	R2, R4, R35, R37, R67	51H0	Res. SMD 0805
35	5	R3, R24, R41, R51, R53	20K0	Res. SMD 0805
36	1	R5	9K31	Res. SMD 0805
37	13	R6, R7, R15, R19, R21, R22, R23, R36, R40, R42, R46, R47, R52	10K0	Res. SMD 0805
38	8	R8, R25, R32, R43, R49, R50, R56, R74	100H0	Res. SMD 0805
39	14	R9, R44, R45, R54, R57, R59, R63, R68, R71, R76, R78, R85, R87, R90	NC	Res. SMD 0805
40	15	R10, R11, R17, R18, R55, R58, R64, R70, R79, R80, R81, R82, R83, R84, R88	0H0	Res. SMD 0805
41	10	R12, R16, R20, R26, R28, R30, R33, R38, R61, R75	1K0	Res. SMD 0805
42	3	R13, R14, R48	47K0	Res. SMD 0805
43	2	R27, R73	4K70	Res. SMD 0805
44	1	R29	18K0	Res. SMD 0805
45	1	R31	11K5	Res. SMD 0805
46	1	R34	5K6	Res. SMD 0805
47	5	R39, R60, R65, R69, R89	220H0	Res. SMD 0805
48	1	R62	24K3	Res. SMD 0805
49	2	R66, R86	1K8	Res. SMD 0805
50	1	R72	6K8	Res. SMD 0805
51	1	R77	1M0	Res. SMD 0805
52	1	SH1	0H01	Shunt passo 15.2mm fori 2mm
53	1	TP1	VPA	Foro dia. 2mm
54	1	TP2	FWD	Foro dia. 1mm
55	1	TP3	CONT.	Foro dia. 1mm
56	1	TP4	RFD	Foro dia. 1mm
57	1	TP5	GND	Foro dia. 2mm
58	1	TP6	PWR_INPUT	Foro dia. 1mm
59	1	TP7	+18V	Foro dia. 1mm
60	1	TP8	TEMP	Foro dia. 1mm
61	4	U1, U2, U3, U4	LM324SMD	Quad Op. SMD SO14
62	1	U5	TL071/SO	Dual Op. SMD SO8
63	1	U7	LM50C_SMD	Temperature sensor



SL137RF1003



Fq MHz	D5	D6	L1 FILO 0.5	C3 pF	R1 Ohm	D1	C1 pF	C2 pF	U1
210-270	NC	NC	2 sp d 3.5	4,7	100	HSMS 2800	4,7	4,7	RA30H2127M
310-400	NC	NC	2 sp d 3.25	2,2	100	HSMS 2800	4,7	4,7	RA30H3340M
440-520	NC	NC	2 sp d 3	2,2	100	HSMS 2800	4,7	4,7	RA30H4452M
400-480	NC	NC	2 sp d 3	2,2	100	HSMS 2800	4,7	4,7	RA30H4047M
785-890	1N4148	1N4148	link d 3 h 6	1	150	HSMS 2800	2,2	2,2	RA20H8087M
875-970	1N4148	1N4148	link d 3 h 4	1	39	HSMS 2850	1	1	RA20H8994M
130-180	NC	NC	3sp d 3.5	4,7	100	HSMS 2800	4,7	4,7	RA30H1318M

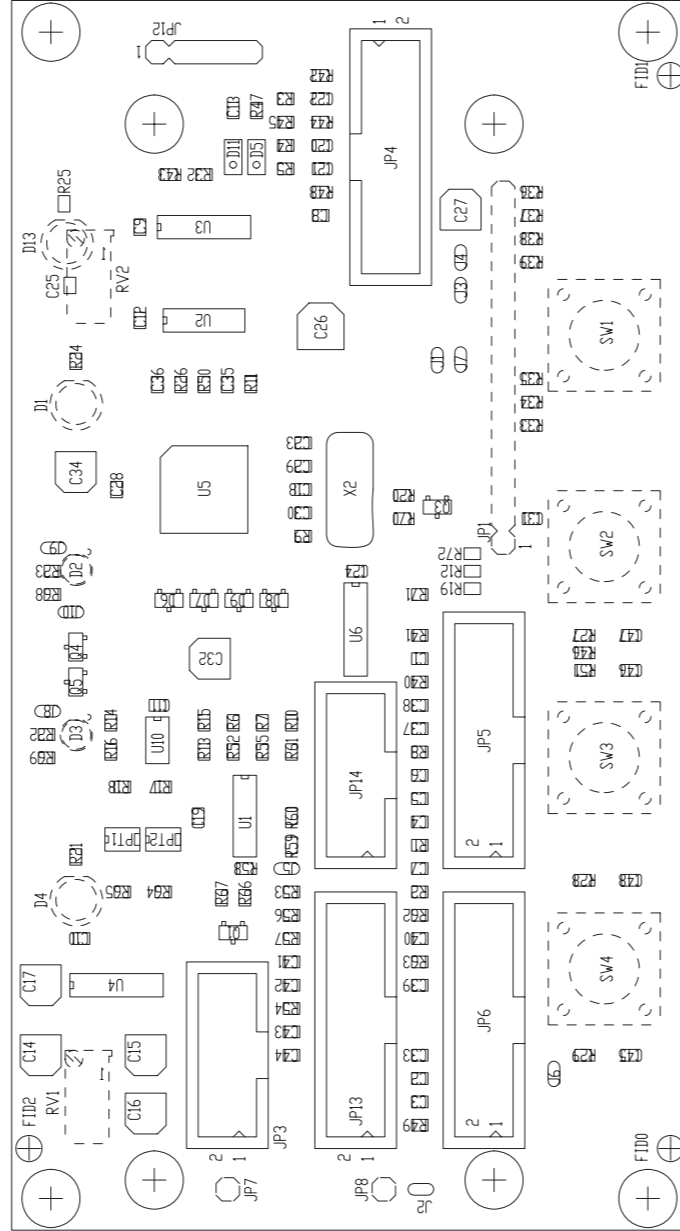
CS1
CSRF0105R3

Project Name: URP-PT	Date: 2011-11-11	Page: 1 of 1	Size: A2
Designer: Luca Gasparini	Revision: 1.0	Project Code: 137	Description: R.F. Power Amplifier
File Location: \	Approval:	Part No.: SL137RF1003	

SL137RF1003

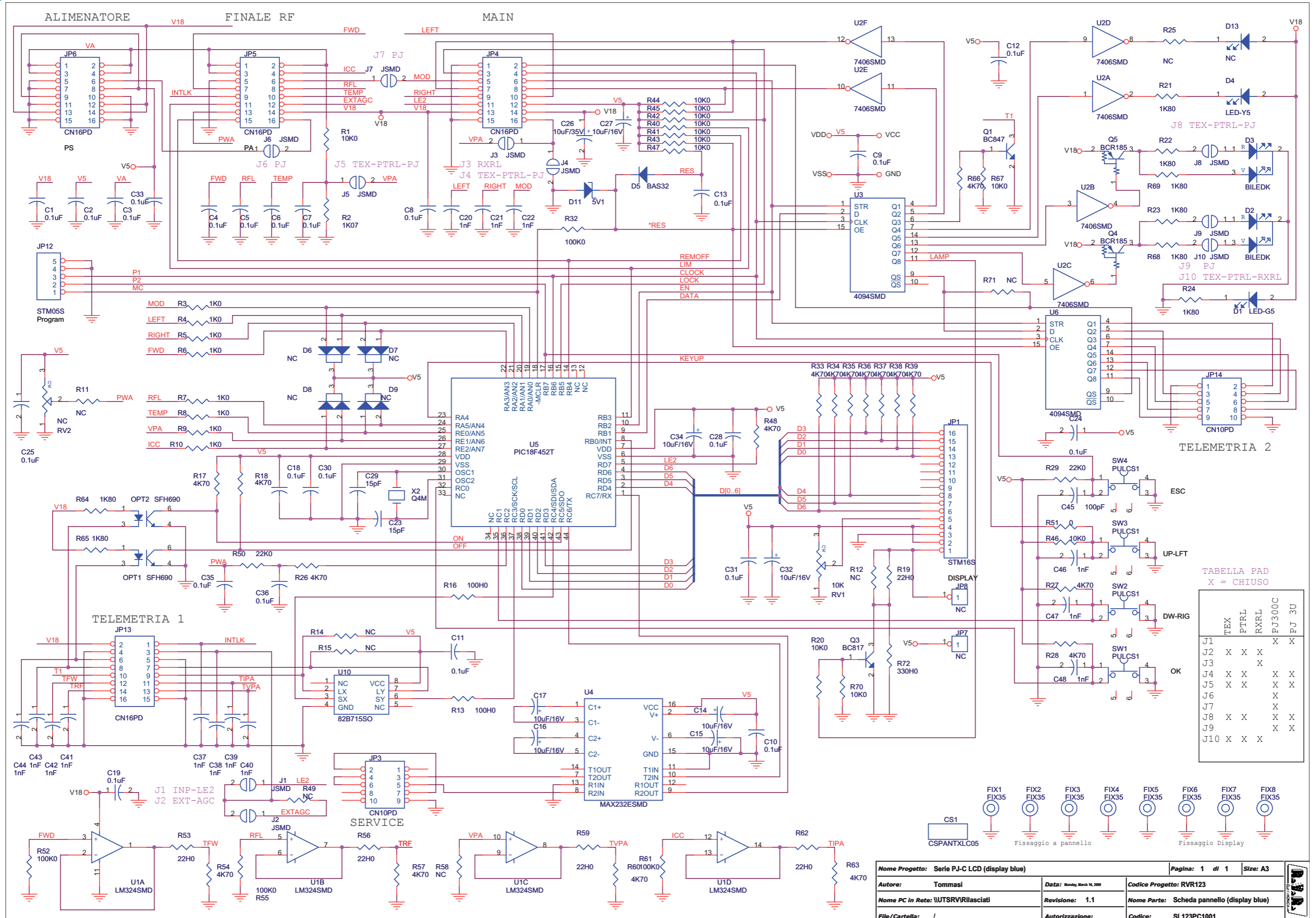
R.F. Power Amplifier Revised: 07/07/2010
 SL137RF1003 Revision: 1.0
 URP-PT
 137
 Luca Gasperini

Item	Quantity	Reference	Part	(description)
1	2	C1, C2	SEE TABLE	Cond. SMD 0805
2	5	C3, C9, C10	SEE TABLE	Cond. SMD 1212 HQ
		C8, C11	TEKELEK	Cond. Variabile CVA100KB101
3	10	C4, C5, C12, C13, C14, C15, C16, C17, C18, C19	NC	Cond. SMD 1212 HQ
4	8	C6, C7, C24, C25, C29, C41, C43, C54	1nF	Cond. SMD 0805 CCC085102JNC
5	7	C20, C21, C39, C45, C47, C49, C51	100nF	Cond. SMD 0805 CCC085104KXC
6	9	C22, C23, C26, C27, C28, C32, C33, C34, C35	470pF	Cond. SMD 0805 CCC085471JCC
7	2	C30, C31	NC	Cond. SMD 0805
8	1	C36	NC	Cond. Elett. SMD d. 6.3mm
9	8	C37, C42, C46, C48, C50, C52, C53, C55	4,7nF	Cond. SMD 0805 CCC085472KXC
10	1	C38	1uF	Cond. SMD 0805 CCC126474KXC
11	1	C40	470uF35V-105°	Cond. Elettr. Dia 10 P5.08 DA CODIFICARE
12	1	C44	22uF/35V	Cond. Elettr. SMD d. 6.3mm CES226C350
13	2	D2, D1	HSMS2800	Diode SMD SOT23 DISHSMS2800
14	1	D3	5V1	MINIMELF SMD Zener Diode DIZ5V1MINI
15	1	D4	9V1	MINIMELF SMD Zener Diode DIZ9V1MINI
16	1	HY1	ERA5SM	MIBERA5-SM
17	4	J1, J2, J3, J4	JSMD	Pad SMD a saldare
18	1	L1	SEE TABLE	Induttanza cilindrica
19	2	L2, L3	IND	Induttanza cilindrica
20	1	L4	22uH	Induttanza SMD 3225 (1210) IMP22US120
21	1	L5	2,2uH	Induttanza SMD 3225 (1210) IMP2U2S120
22	2	L6, L7	VK200	Induttanza cilindrica VK200 IMPVK00A
23	1	PAD1	OUT RF	
24	1	PAD2	RFD	
25	1	PAD3	FWD	
26	1	PAD4	IN RF	
27	1	PAD5	Vbias	
28	2	PAD8, PAD6	Vpa	
29	1	PAD7	TEMP	
30	1	RV1	10K	Trimmer SMD RCH085F0010K
31	4	R1, R2, R20, R26	100H	Res. SMD 0805 RCH085F0100H
32	3	R3, R4, R27	4K7	Res. SMD 0805 RCH085F004K7
33	2	R5, R6	100K	Res. SMD 0805 RCH085F0100K
34	8	R7, R8, R10, R12, R16, R17, R23, R24	442H	Res. SMD 0805 RCH085F0442H
35	3	R9, R21, R22	NC	Res. SMD 0805
36	2	R11, R13	51H0	Res. SMD 2512 1% RCH085F0051H
37	3	R14, R15, R18	47H0	Res. SMD 0805 RCH085F0047H
38	1	R19	560H	Res. SMD 0805 RCH085F0560H
39	1	R25	470H	Res. SMD 0805 RCH085F0470H
40	5	TL1, TL2, TL3, TL4, TL5	TLINE_S	Linea strip CS
41	2	TL7, TL6	TLINE_L	Linea strip CS
42	1	U1	MODULE-MOS	
43	1	U2	LM50C_SMD	Temperature sensor CILLM50C
44	1	CS1		CSRF0105R3



	NOME PROGETTO:	TEX-LCD PIC-LCD PTRL RXRL	NOME PARTE:	SCHEDA PANNELLO
	AUTORE:	A. TOMMASI	DATA:	12/09/2006
ARCHIVIAZIONE ELETTRONICA:		"CARTELLA RILASCIATI" SU "UTSRV"	REVISIONE:	1.0
MATERIALE:		<>	SCALA:	1:1
TRATTAMENTO:		<>	CODICE PROGETTO:	007 - 010
			CODICE DISEGNO:	SL007PC2002
			PROFILO:	<>
			STATO:	ESECUTIVO

SL123PC1001



TELEMETRIA 2

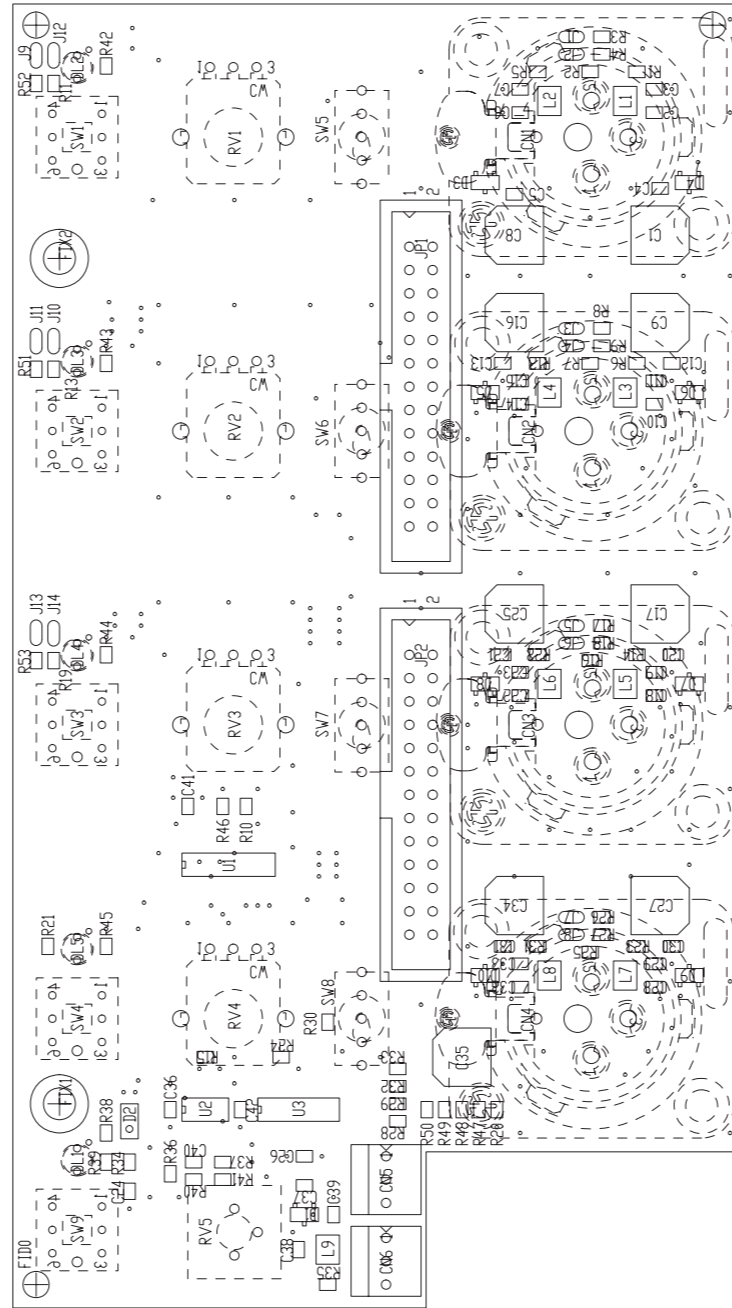
	TEX	PTRL	RXRL	PJ300C	PJ 3U
J1	X	X	X	X	X
J2	X	X	X	X	X
J3	X	X	X	X	X
J4	X	X	X	X	X
J5	X	X	X	X	X
J6	X	X	X	X	X
J7	X	X	X	X	X
J8	X	X	X	X	X
J9	X	X	X	X	X
J10	X	X	X	X	X

Nome Progetto: Serie PJ-C LCD (display blue)	Pagina: 1 di 1	Size: A3
Autore: Tommasi	Data: Monday, March 16, 2009	Codice Progetto: RVR123
Nome PC in Rete: \UTSRV\Rilasciati	Revisione: 1.1	Nome Parte: Scheda pannello (display blue)
File/Cartella: /	Autorizzazione:	Codice: SL123PC1001

SL123PC1001

Scheda pannello serie PJ-C LCD - SL123PC1001
 16/03/2009 Revision: 1.1
 Serie PJ-C LCD
 RVR123
 Tommasi

Item	Quantity	Reference	Part	Description	Code
1	1	CS1	CSPANTXLC05	Circuito stampato	CSPANTXLC05
2	23	C1,C2,C3,C4,C5,C6,C7,C8, C9,C10,C11,C12,C13,C18, C19,C24,C25,C28,C30,C31, C33,C35,C36	0.1uF	Cond. SMD 0805	CCC085104KXC
3	7	C14,C15,C16,C17,C27,C32, C34	10uF/16V	Cond. Elett. SMD d. 4mm	CES106A160
4	14	C20,C21,C22,C37,C38,C39, C40,C41,C42,C43,C44,C46, C47,C48	1nF	Cond. SMD 0805	CCC085102KXC
5	2	C23,C29	15pF	Cond. SMD 0805	CCC085150JCC
6	1	C26	10uF/35V	Cond. Elett. SMD d. 5mm	CES106B350
7	1	C45	100pF	Cond. SMD 0805	CCC085101JCC
8	1	D1	LED-G5	LED Verde dia. 5mm	LEDV05
9	2	D2,D3	BILEDK	Doppio led V-R 5mm Catodo com.	LEDB05
10	1	D4	LED-Y5	LED Giallo dia. 5mm	LEDG05
11	1	D5	BAS32	MINIMELF SMD Diode	DISBAS32MINI
12	4	D6,D7,D8,D9	NC	Doppio Diode SMD SOT23	
13	1	D11	5V1	MINIMELF SMD Zener Diode	DIZ5V1MINI
14	1	D13	NC	LED Giallo dia. 5mm	
15	8	FIX1, FIX2, FIX3, FIX4, FIX5, FIX6, FIX7, FIX8	FIX35	Foro fissaggio 3.5mm	
16	1	JP1	STM16S	Strip maschio 16 pin	Stecca tagliata
17	2	JP3, JP14	CN10PD	Connettore 10 poli Flat cs	CNTMCS10A
18	4	JP4, JP5, JP6, JP13	CN16PD	Connettore 16 poli Flat cs	CNTMCS16A
19	2	JP7, JP8	NC		
20	1	JP12	STM05S	Strip maschio 5 pin	Stecca tagliata
21	10	J1, J2, J3, J4, J5, J6, J7, J8, J9, J10	J5MD	Pad SMD a saldare	
22	2	OPT1, OPT2	TLP181	Optoisolatore SMD SO6	LEDTLP181
23	1	Q1	BC847	Trans. NPN SOT23	TRNBC847
24	1	Q3	BC817	Trans. NPN SOT23	TRNBC817
25	2	Q4, Q5	BCR185	Trans./Res. PNP SOT23	TRNBCR185
26	1	RV1	10K	Trimmer Rg V 3296W	RVT3296WK010
27	1	RV2	NC	Trimmer Rg V 3296W	
28	12	R1,R20,R40,R41,R42,R43, R44,R45,R46,R47,R67,R70	10K0	Res. SMD 0805 1%	RCH085F0010K
29	1	R2	1K07	Res. SMD 0805 1%	RCH085F01K07
30	8	R3,R4,R5,R6,R7,R8,R9,R10	1K0	Res. SMD 0805 1%	RCH085F0001K
31	8	R11, R12, R14,R15, R25, R49,R58, R71	NC	Res. SMD 0805 1%	
33	2	R13,R16	100H0	Res. SMD 0805 1%	RCH085F0100H
34	1	R72	330H0	Res. SMD 0805 1%	RCH085F0330H
35	18	R17,R18,R26,R27,R28,R33, R34,R35,R36,R37,R38,R39, R48,R54,R57,R60,R63,R66	4K70	Res. SMD 0805 1%	RCH085F004K7
36	8	R21,R22,R23,R24,R64,R65, R68,R69	1K80	Res. SMD 0805 1%	RCH085F001K8
37	2	R29,R50	22K0	Res. SMD 0805 1%	RCH085F0022K
38	4	R32,R52,R55,R61	100K0	Res. SMD 0805 1%	RCH085F0100K
39	1	R51	0H0	Res. SMD 0805 1%	RCH085F0000H
40	5	R19,R53,R56,R59,R62	22H0	Res. SMD 0805 1%	RCH085F0022H
41	4	SW1,SW2,SW3,SW4	PULCS1	Pulsante cs	PLC1V1M000M
42	1	U1	LM324SMD	Quad Op. SMD SO14	CILLM324SMD
43	1	U2	7406SMD	Hex inv OC SMD SO14	CID7406SMD
44	2	U3, U6	4094SMD	Shift Reg. SMD SO16	CIDCD4094SMD
45	1	U4	MAX232ESMD	RS232 Driver SMD SO16	CIDMX232CSES
46	1	U5	PIC18F452T	TQFP44 SMD Microprocessor	CIDPIC18F452
47	1	U10	82B715SO	IIC Bus driver SMD SO8	CID82B715S
48	1	X2	Q4M	Quarzo SMD HC49SMD	QRZ000004MC



NOME PROGETTO: URP-T

NOME PARTE: PANEL CARD

AUTORE: L. GASPERINI

DATA: 26/03/2008 | REVISIONE: 1.0 | SCALA: 1:1 | SIZE: A4 | PAGINA: 1 DI 1

ARCHIVIAZIONE ELETTRONICA: "CARTELLA RILASCIATI" SU "UTSRV"

CODICE PROGETTO: 137 | CODICE DISEGNO: SL137PC1002

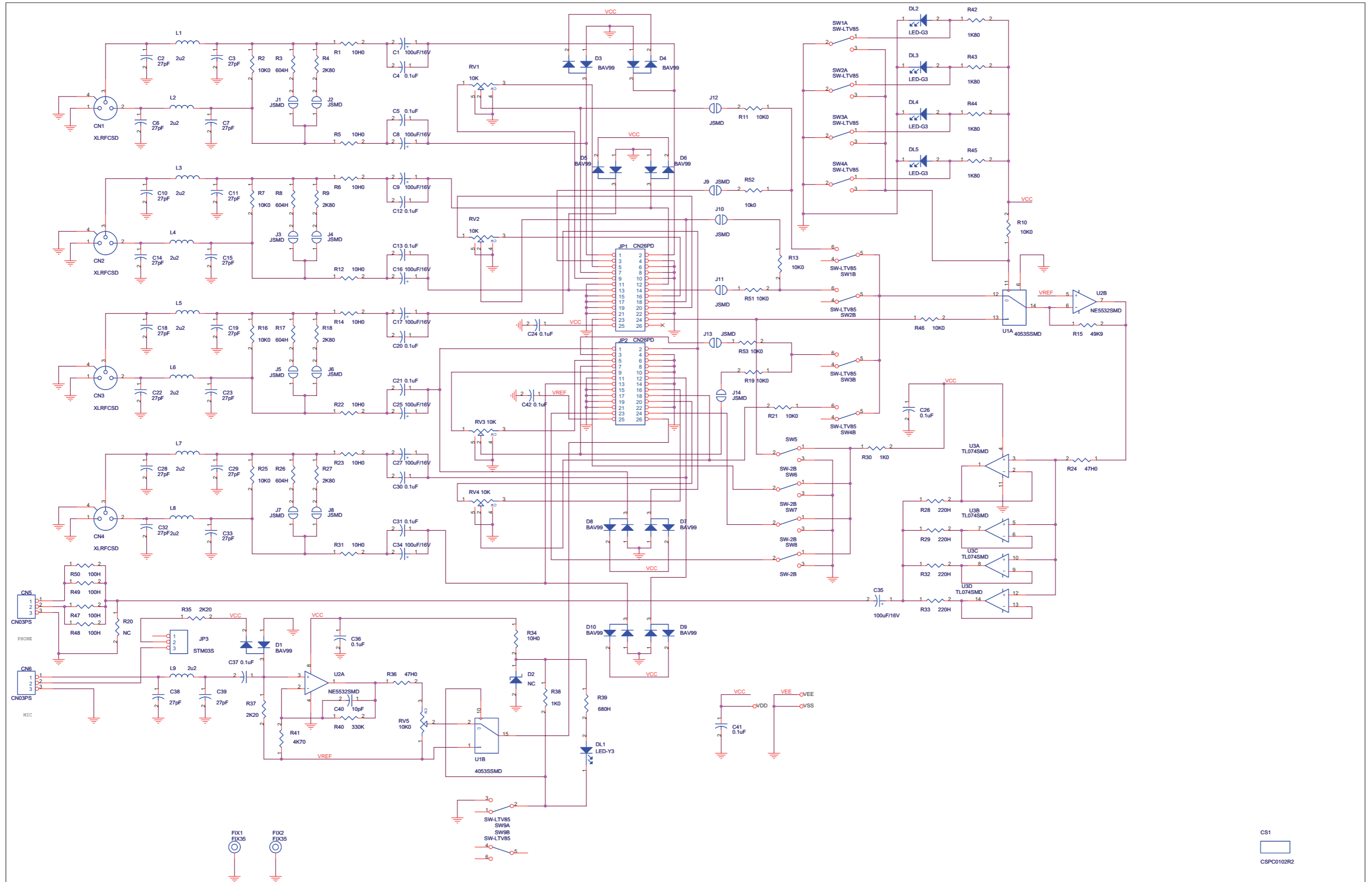
MATERIALE: <>

TRATTAMENTO: <>

PROFILO: <>

STATO: ESECUTIVO

SL137PC1002



Project Name:	URP-PT	Page:	1 of 1	Size:	A2
Designer:	Luca Gasperini	Date:	Tuesday, November 29, 2017	Project Code:	137
File Location:	\\	Revision:	1.0	Description:	Scheda pannello
Folder/File:	/	Approval:		Part No.:	SL137PC1002

Scheda pannello Revised: Tuesday, November 20, 2007

SL137PC1002 Revision: 1.0

URP-PT

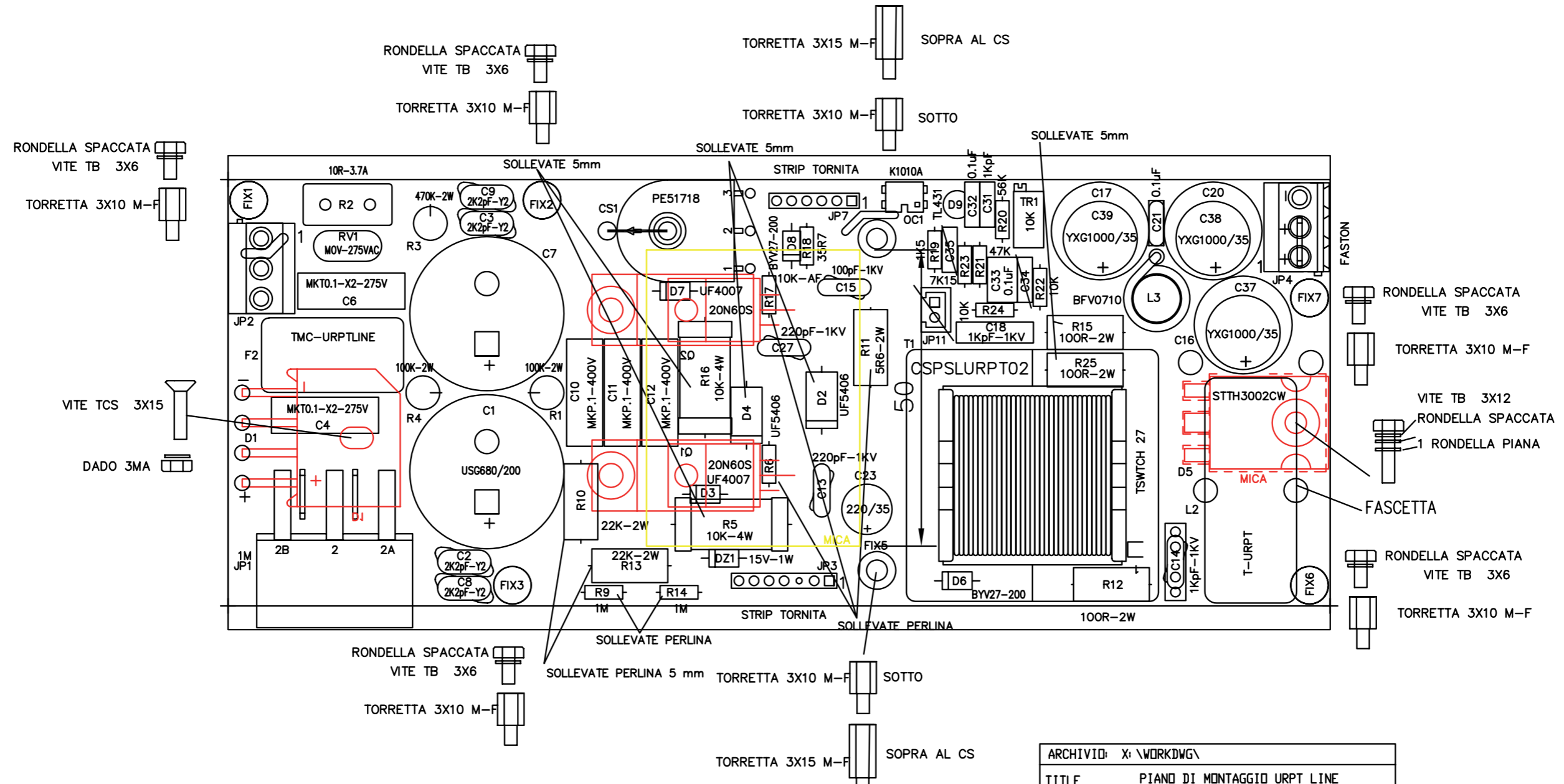
137

Luca Gasperini

Item	Quantity	Reference	Part	Description	Code
1	4	CN1,CN2,CN3,CN4	XLRFCSD	Connettore XLR femm. cs	CNTXLRFC3P
2	2	CN5,CN6	CN03PS	Connettore 3 poli Mascon	CNTMAM3PCS
3	1	CS1	CSPC0102R2	Circuito stampato	CSPC0102R2
4	9	C1,C8,C9,C16,C17,C25,C27, C34,C35	100uF/16V	Cond. Elett. SMD d. 6.3mm	CES107C160
5	18	C2,C3,C6,C7,C10,C11,C14, C15,C18,C19,C22,C23,C28, C29,C32,C33,C38,C39	27pF	Cond. SMD 0805	CCC085270JCC
6	14	C4,C5,C12,C13,C20,C21, C24,C26,C30,C31,C36,C37, C41,C42	0.1uF	Cond. SMD 0805	CCC085104KXC
7	1	C40	10pF	Cond. SMD 0805	CCC085100JCC
8	1	DL1	LED-Y3	LED Verde dia. 3mm	LEDG03
9	4	DL2,DL3,DL4,DL5	LED-G3	LED Verde dia. 3mm	LEDV03
10	9	D1,D3,D4,D5,D6,D7,D8,D9, D10	BAV99	Doppio Diodo SMD SOT23	DISBAV99
11	1	D2	NC	MINIMELF SMD Zener Diode	
12	2	FIX1,FIX2	FIX35	Foro fissaggio 3.5mm	
13	2	JP1,JP2	CN26PD	Connettore 26 poli Flat cs	CNTSTF13DDB
14	1	JP3	STM03S	Strip maschio 3 pin	STRIP
15	14	J1,J2,J3,J4,J5,J6,J7,J8, J9,J10,J11,J12,J13,J14	JSMC	Pad SMD a saldare	
16	9	L1,L2,L3,L4,L5,L6,L7,L8, L9	2u2	Induttanza SMD 3225 (1210)	IMP2U2S120
17	4	RV1,RV2,RV3,RV4	10K	Potenziometro ALPS9	RVP061010KL
18	1	RV5	10K0	Trimmer Rg V 3386P	RVT3386PK010
19	9	R1,R5,R6,R12,R14,R22,R23, R31,R34	10H0	Res. SMD 0805	RCH085F0010H
20	13	R2,R7,R10,R11,R13,R16, R19,R21,R25,R46,R51,R52, R53	10K0	Res. SMD 0805	RCH085F0010K
21	4	R3,R8,R17,R26	604H	Res. SMD 0805	RCH085F0604H
22	4	R4,R9,R18,R27	2K80	Res. SMD 0805	RCH085F002K8
23	1	R15	49K9	Res. SMD 0805	RCH085F049K9
24	1	R20	NC	Res. SMD 0805	
25	2	R24,R36	47H0	Res. SMD 0805	RCH085F0047H
26	4	R28,R29,R32,R33	220H	Res. SMD 0805	RCH085F0220H
27	2	R30,R38	1K0	Res. SMD 0805	RCH085F0001K
28	2	R35,R37	2K20	Res. SMD 0805	RCH085F002K2
29	1	R39	680H	Res. SMD 0805	RCH085F0680H
30	1	R40	330K	Res. SMD 0805	RCH085F0330K
31	1	R41	4K70	Res. SMD 0805	RCH085F004K7
32	4	R42,R43,R44,R45	1K80	Res. SMD 0805	RCH085F001K8
33	4	R47,R48,R49,R50	100H	Res. SMD 0805	RCH085F0100H
34	5	SW1,SW2,SW3,SW4,SW9	SW-LTV85	Doppio dev. da CS miniatura	INT2V1101-A
35	4	SW5,SW6,SW7,SW8	SW-2B	Deviatore da CS miniatura	DEV1V1103CSM
36	1	U1	4053SSMD	Analog Switch SMD SO16	CIDCD4053S
37	1	U2	NE5532SMD	Dual Op. SMD SO8	CILNE5532SMD
38	1	U3	TL074SMD	Quad Op. SMD SO14	CILTL074SMD

PSLURPT

PWRPSLURPT (URPT LINE)



ARCHIVIO:	X:\WORKDWG\	
TITLE	PIANO DI MONTAGGIO URPT LINE	
DOCUMENT NUMBER	PSLURPT02_MNT. DWG	REV 2
DATE:	10 APRILE 2008	

NOTE:

FISSAGGIO DIODO HFA50PA60 TCE3X10

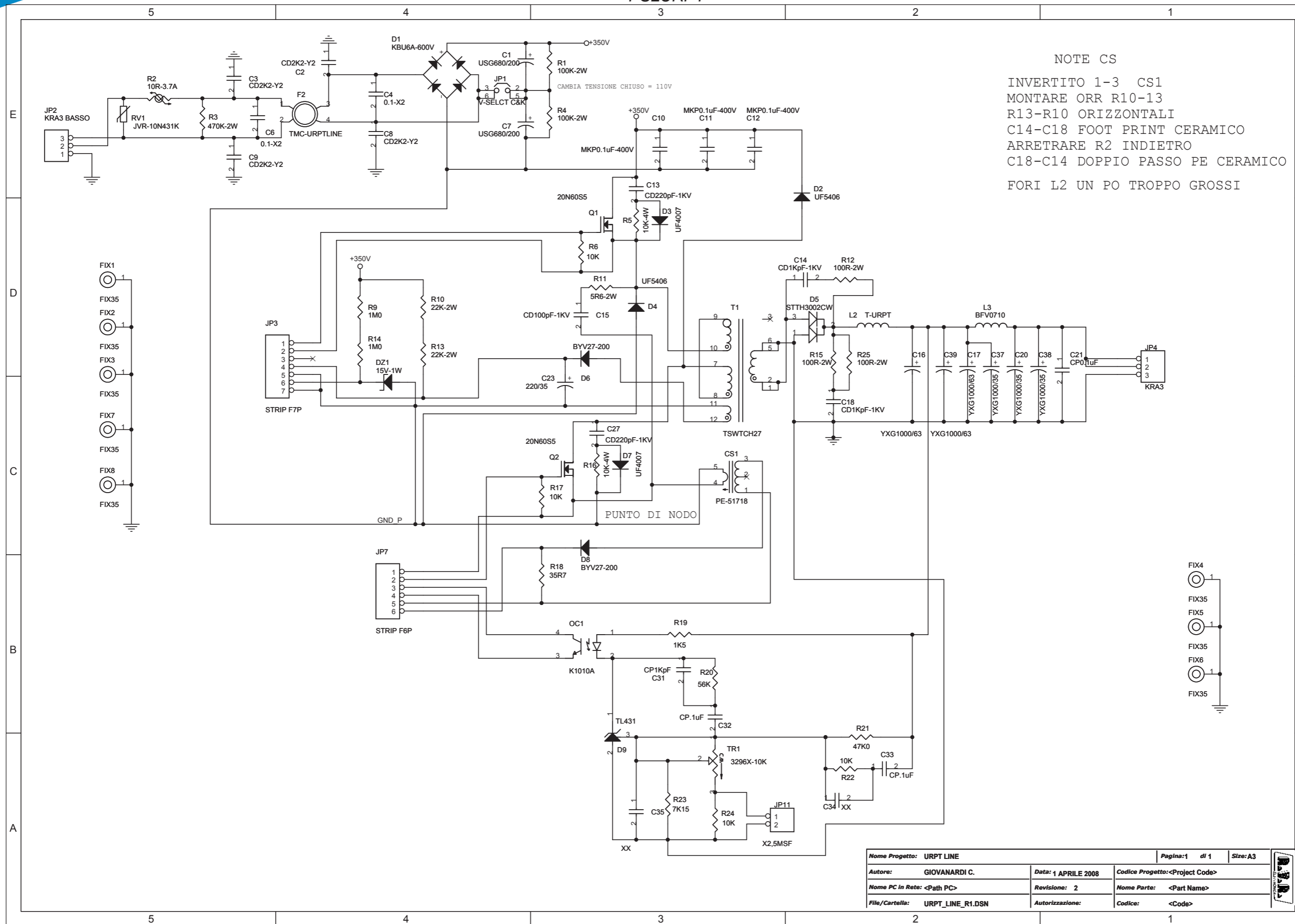
SOTTO AL DIODO CON GRASSO 1 MICA SARCON 15GHR

SOTTO AI MOSFET GRASSO CONDUTTIVO

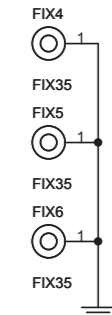
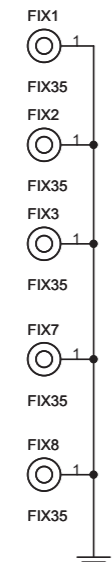
MICA SARCON ADESIVA SOTTO AI MOSFET



PSLURPT



NOTE CS
 INVERTITO 1-3 CS1
 MONTARE ORR R10-13
 R13-R10 ORIZZONTALI
 C14-C18 FOOT PRINT CERAMICO
 ARRETRARE R2 INDIETRO
 C18-C14 DOPPIO PASSO PE CERAMICO
 FORI L2 UN PO TROPPO GROSSI



Nome Progetto: URPT LINE		Pagina: 1 di 1	Size: A3
Autore: GIOVANARDI C.	Data: 1 APRILE 2008	Codice Progetto: <Project Code>	
Nome PC in Rete: <Path PC>	Revisione: 2	Nome Parte: <Part Name>	
File/Cartella: URPT_LINE_R1.DSN	Autorizzazione:	Codice: <Code>	

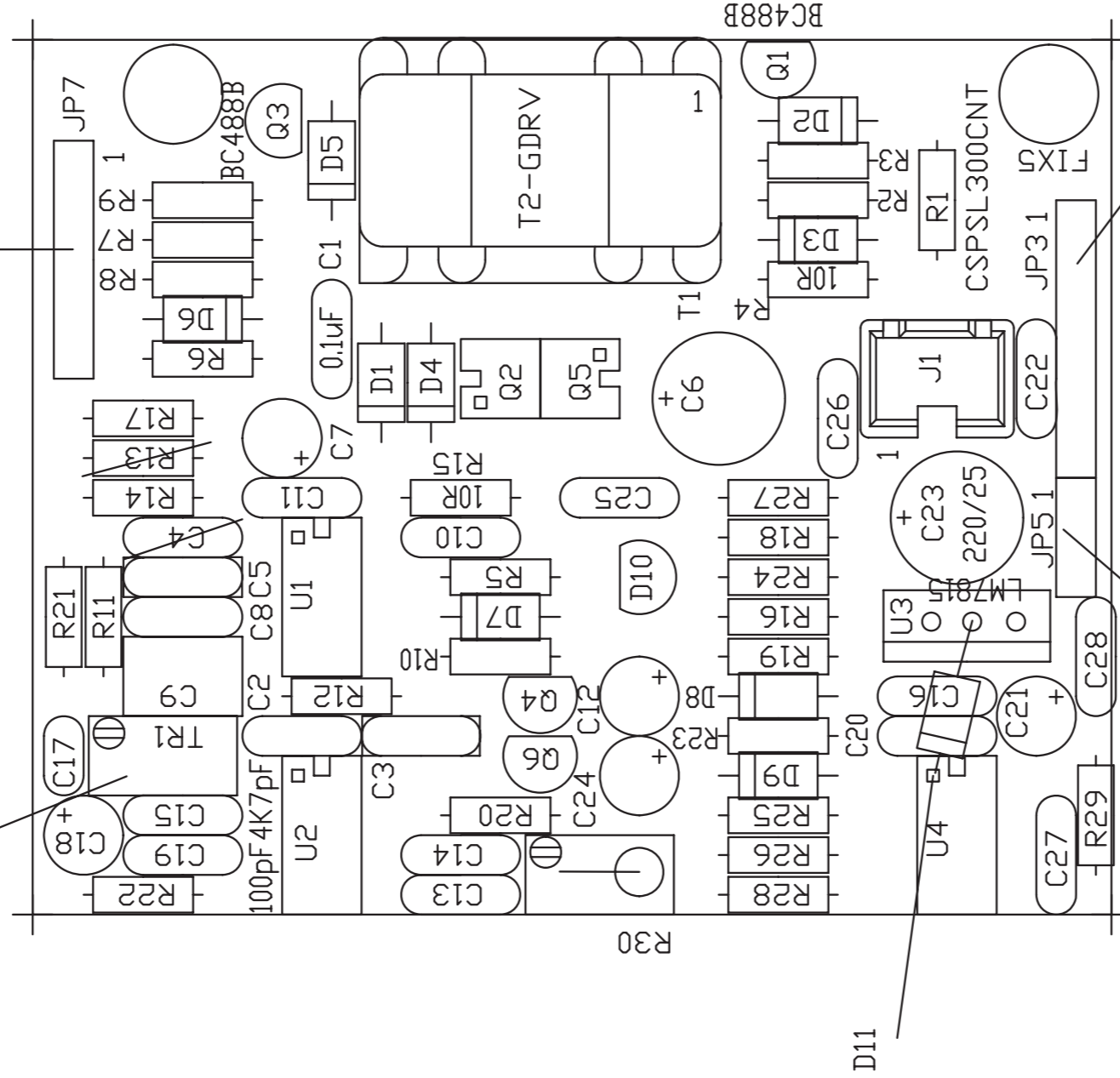
PSLURPT

Revised: Thursday, April 03, 2008
Revision:

Item	Quantity	Reference	Part
1	1	CS1	PE-51718
2	2	C1, C7	USG680/200
3	4	C2, C3, C8, C9	CD2K2-Y2
4	2	C4, C6	0.1-X2
5	3	C10, C11, C12	MKP0.1uF-400V
6	2	C13, C27	CD220pF-1KV
7	2	C14, C18	CD1KpF-1KV
8	1	C15	CD100pF-1KV
9	3	C16, C17, C39	YXG1000/63
10	3	C20, C37, C38	YXG1000/35
11	1	C21	CP0.1uF
12	1	C23	220/35
13	1	C31	CP1KpF
14	2	C32, C33	CP.1uF
15	2	C34, C35	XX
16	1	DZ1	15V-1W
17	1	D1	KBU6A-600V
18	2	D2, D4	UF5406
19	2	D3, D7	UF4007
20	1	D5	STTH3002CW
21	2	D6, D8	BYV27-200
22	1	D9	TL431
23	8	FIX1, FIX2, FIX3, FIX4, FIX5, FIX6, FIX7, FIX8	FIX35
24	1	F2	TMC-URPTLINE
25	1	JP1	V-SELECT C&K
26	1	JP2	KRA3 BASSO
27	1	JP3	STRIP F7P
28	1	JP4	KRA3
29	1	JP7	STRIP F6P
30	1	JP11	X2.5MSF
31	1	L2	T-URPT
32	1	L3	BFV0710
33	1	OC1	K1010A
34	2	Q1, Q2	20N60S5
35	1	RV1	JVR-10N431K
36	2	R1, R4	100K-2W
37	1	R2	10R-3.7A
38	1	R3	470K-2W
39	2	R5, R16	10K-4W
40	4	R6, R17, R22, R24	10K
41	2	R9, R14	1M0
42	2	R10, R13	22K-2W
43	1	R11	5R6-2W
44	3	R12, R15, R25	100R-2W
45	1	R18	35R7
46	1	R19	1K5
47	1	R20	56K
48	1	R21	47K0
49	1	R23	7K15
50	1	TR1	3296X-10K
51	1	T1	TSWTCH27

MONTARE LATO SALDATURE
STRIP 6 POLI 16 mm

ANTI DRARIO ABBASSA LIMITAZIONE



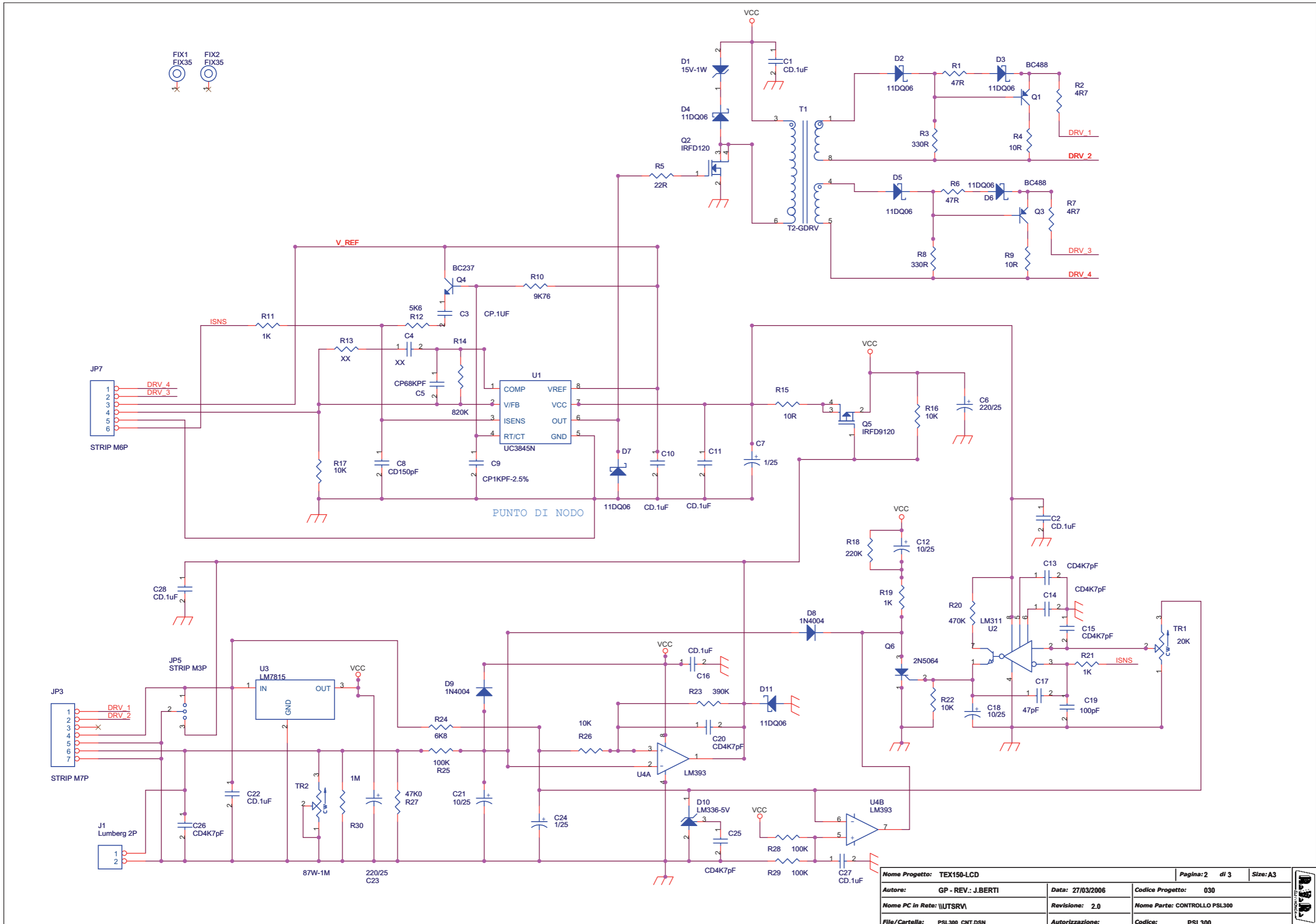
MONTARE LATO SALDATURE
STRIP 7 POLI 16 mm

MONTARE LATO COMPONENTI
STRIP 3 POLI 6mm

LAVARE STRIP

	NOME PROGETTO: TEX150LCD	NOME PARTE: Control Card
AUTORE: U.T. - rev.: J. Berti	DATA: 27/03/2006	REVISIONE: 2.0
ARCHIVIAZIONE ELETTRONICA: "CARTELLA PROGETTI" SU "UT_SRY"	SCALA: 2:1	SIZE: A4
MATERIALE: /	CODICE PROGETTO: 030	PAGINA: 2 DI 3
TRATTAMENTO: /	CODICE DISEGNO: PSL300	STATO: /
	PROFILO: /	

PSLURPT



Nome Progetto:	TEX150-LCD	Pagina:	2 di 3	Size:	A3
Autore:	GP - REV.: J.BERTI	Data:	27/03/2006	Codice Progetto:	030
Nome PC in Rete:	\\UTSRV\	Revisione:	2.0	Nome Parte:	CONTROLLO PSL300
File/Cartella:	PSL300_CNT.DSN	Autorizzazione:		Codice:	PSL300

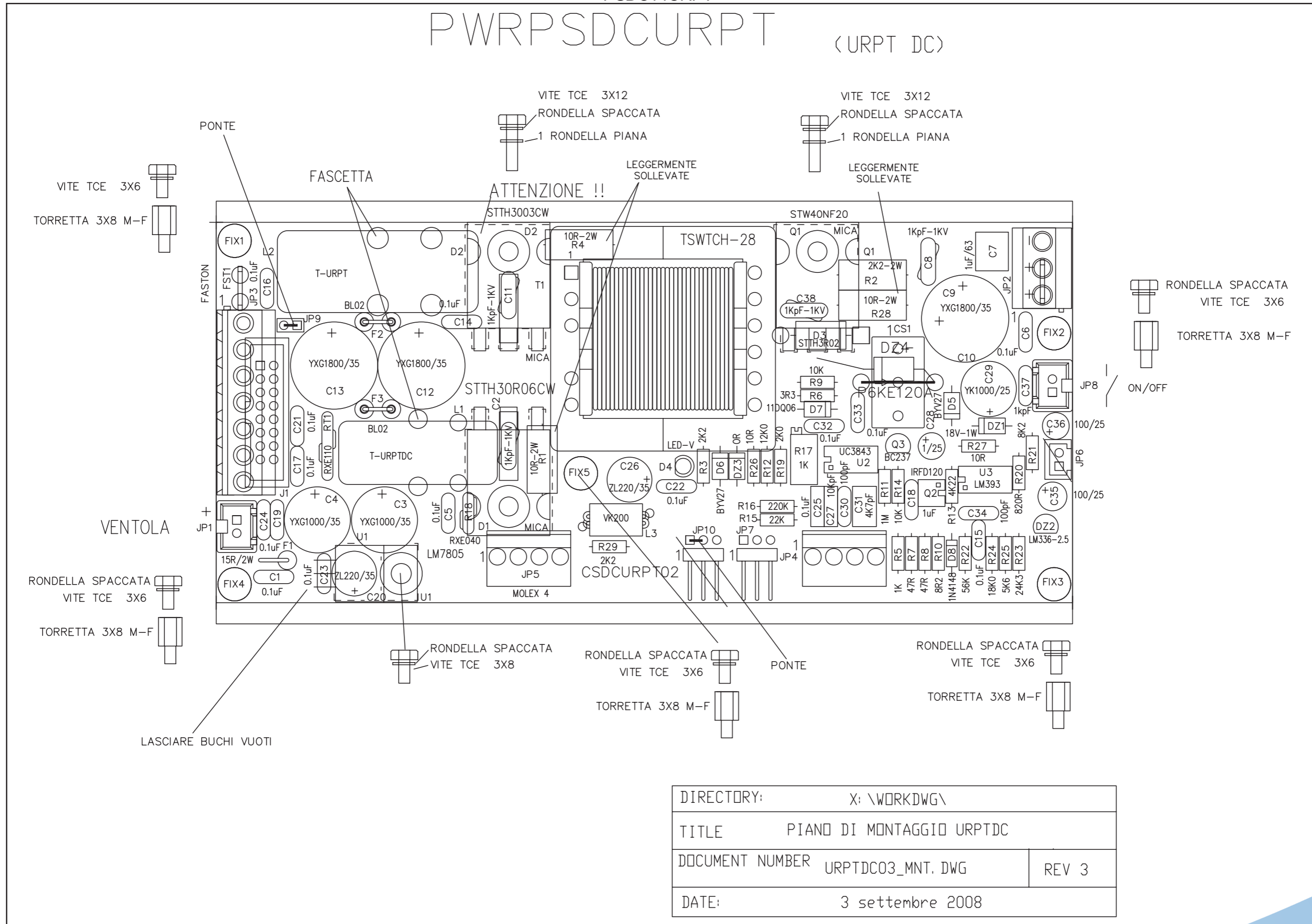
PSLURPT

PSL300
 POWER SUPPLY +18V1.5A 8V1A 15V 0.2A
 Revised: 27/03/2006
 Revision: 2.0

Item	Quantity	Reference	Part
1	8	C1C2C10C11C16C22C27C28	CD.1uF
2	1	C3	CP.1UF
3	2	C4R13	XX
4	1	C5	CP68KPF
5	2	C6C23	220/25
6	2	C7C24	1/25
7	1	C8	CD150pF
8	1	C9	CP1KPF-2.5%
9	3	C12C18C21	10/25
10	6	C13C14C15C20C25C26	CD4K7pF
11	1	C17	47pF
12	1	C19	100pF
13	1	D1	15V-1W
14	7	D2D3D4D5D6D7D11	11DQ06
15	2	D8D9	1N4004
16	1	D10	LM336-5V
17	2	FIX1FIX2	FIX35
18	1	JP3	STRIP M7P
19	1	JP5	STRIP M3P
20	1	JP7	STRIP M6P
21	1	J1	Lumberg 2P
22	2	Q3Q1	BC488
23	1	Q2	IRFD120
24	1	Q4	BC237
25	1	Q5	IRFD9120
26	1	Q6	2N5064
27	2	R1R6	47R
28	2	R2R7	4R7
29	2	R3R8	330R
30	3	R4R9R15	10R
31	1	R5	22R
32	1	R10	9K76
33	3	R11R19R21	1K
34	1	R12	5K6
35	1	R14	820K
36	4	R16R17R22R26	10K
37	1	R18	220K
38	1	R20	470K
39	1	R23	390K
40	1	R24	6K8
41	3	R25R28R29	100K
42	1	R27	47K0
43	1	R30	1M
44	1	TR1	20K
45	1	TR2	87W-1M
46	1	T1	T2-GDRV
47	1	U1	UC3845N
48	1	U2	LM311
49	1	U3	LM7815
50	1	U4	LM393

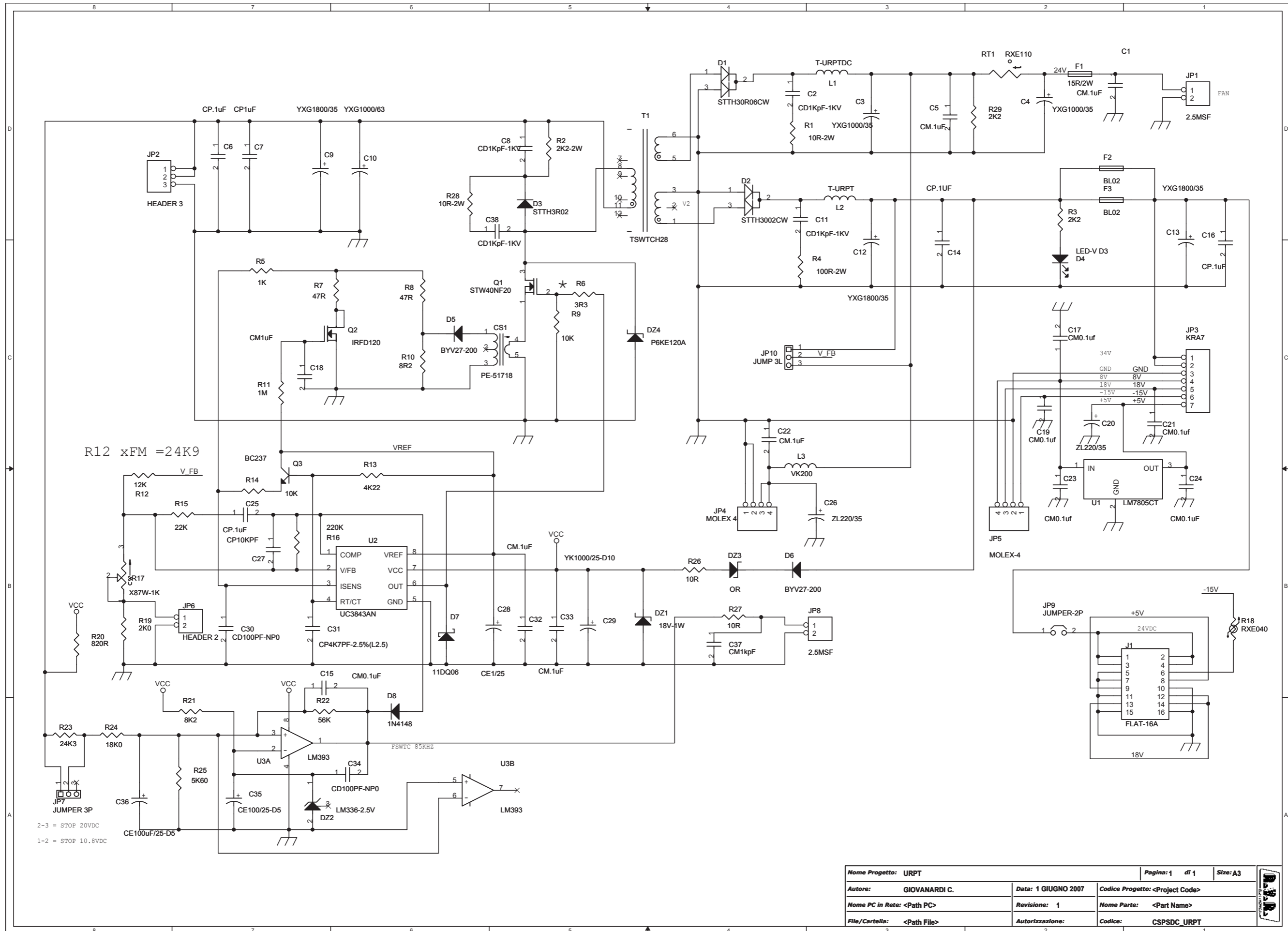
PSDC14URPT

PWRPSDCURPT (URPT DC)



DIRECTORY:	X:\WORKDWG\	
TITLE	PIANO DI MONTAGGIO URPTDC	
DOCUMENT NUMBER	URPTDC03_MNT. DWG	REV 3
DATE:	3 settembre 2008	

PSDC14URPT



2-3 = STOP 20VDC
1-2 = STOP 10.8VDC

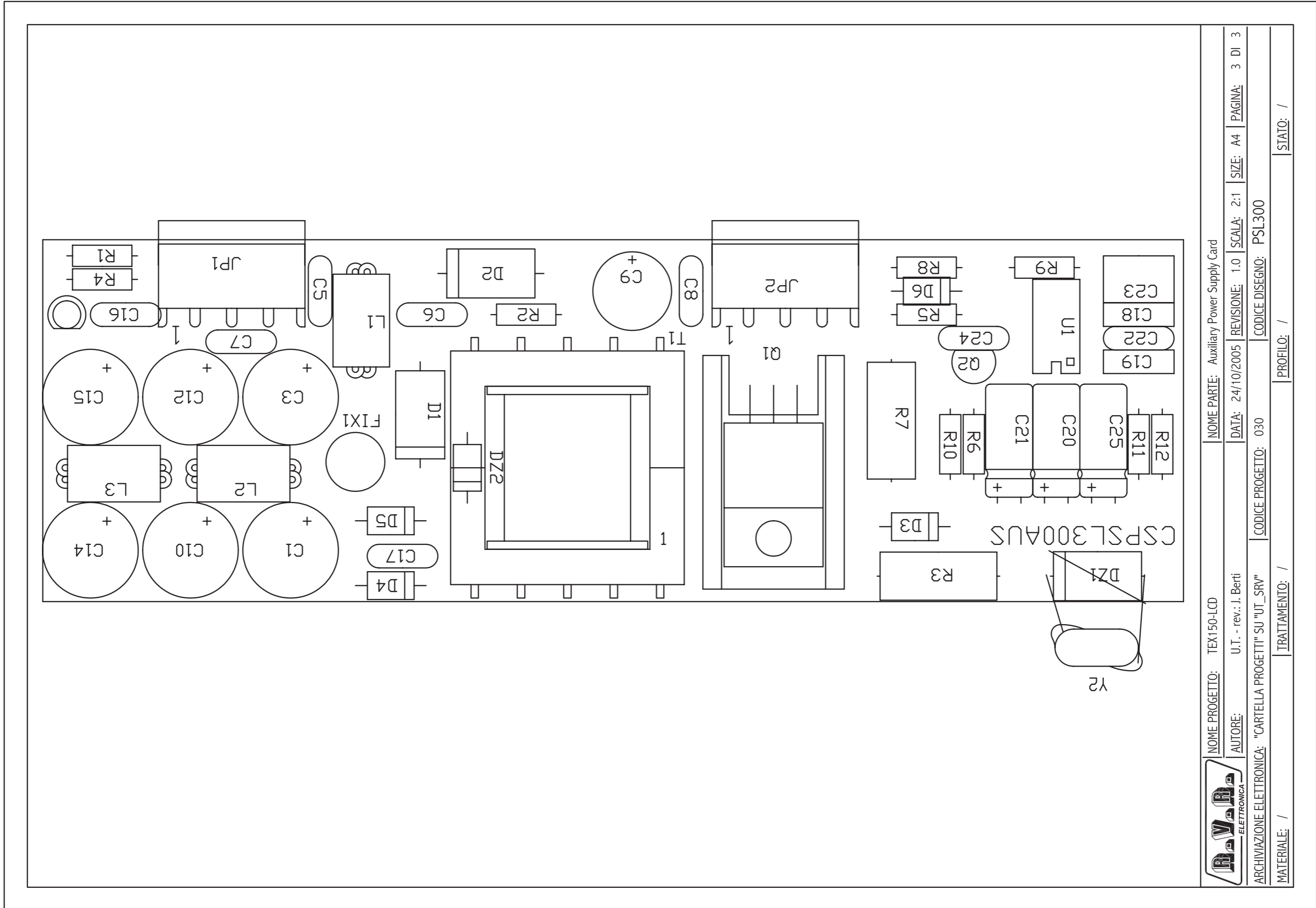
Nome Progetto: URPT		Pagina: 1 di 1		Size: A3
Autore: GIOVANARDI C.	Data: 1 GIUGNO 2007	Codice Progetto: <Project Code>		
Nome PC in Rete: <Path PC>	Revisione: 1	Nome Parte: <Part Name>		
File/Cartella: <Path File>	Autorizzazione:	Codice: CSPSDC_URPT		

PSDC14URPT

Revised: Thursday, September 18, 2008
Revision:

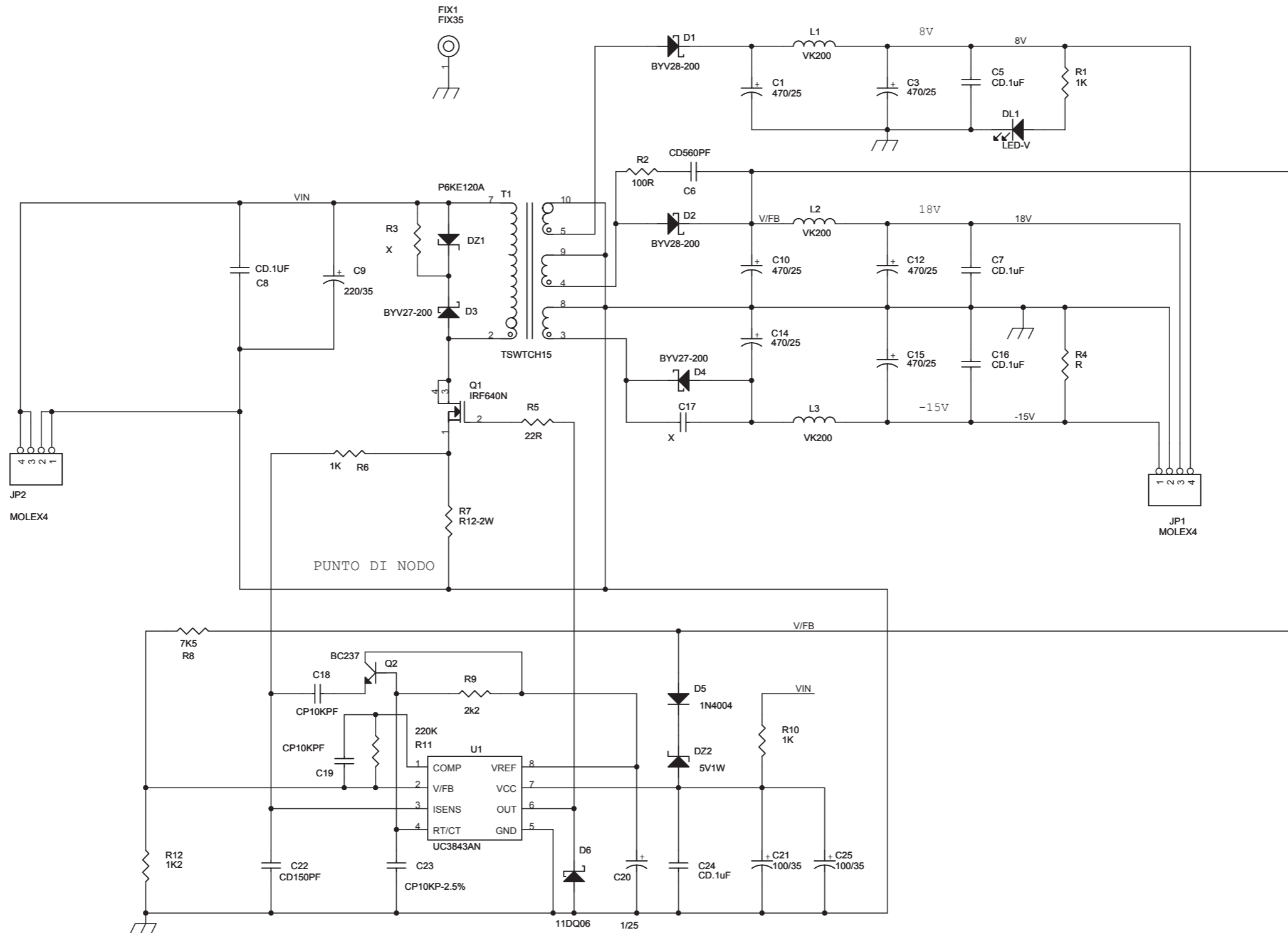
Item	Quantity	Reference	Part
1	1	CS1	PE-51718
2	5	C1, C5, C22, C32, C33	CM.1uF
3	4	C2, C8, C11, C38	CD1KpF-1KV
4	2	C3, C4	YXG1000/35
5	4	C6, C14, C16, C25	CP.1uF
6	1	C7	CP1uF
7	3	C9, C12, C13	YXG1800/35
8	1	C10	YXG1000/63
9	6	C15, C17, C19, C21, C23, C24	CM0.1uF
10	1	C18	CM1uF
11	2	C20, C26	ZL220/35
12	1	C27	CP10KPF
13	1	C28	CE1/25
14	1	C29	YK1000/25-D10
15	2	C30, C34	CD100PF-NP0
16	1	C31	CP4K7PF-2.5%(L2.5)
17	1	C35	CE100/25-D5
18	1	C36	CE100uF/25-D5
19	1	C37	CM1kpF
20	1	DZ1	18V-1W
21	1	DZ2	LM336-2.5V
22	1	DZ3	OR
23	1	DZ4	P6KE120A
24	1	D1	STTH30R06CW
25	1	D2	STTH3002CW
26	1	D3	STTH3R02
27	1	D4	LED-V D3
28	2	D5, D6	BYV27-200
29	1	D7	11DQ06
30	1	D8	1N4148
31	1	F1	15R/2W
32	2	F2, F3	BL02
33	2	JP1, JP8	2.5MSF
34	1	JP2	HEADER 3
35	1	JP3	KRA7
36	1	JP4	MOLEX 4
37	1	JP5	MOLEX-4
38	1	JP6	HEADER 2
39	1	JP7	JUMPER 3P
40	1	JP9	JUMPER-2P
41	1	JP10	JUMP 3L
42	1	J1	FLAT-16A
43	1	L1	T-URPTDC
44	1	L2	T-URPT
45	1	L3	VK200
46	1	Q1	STW40NF20
47	1	Q2	IRFD120
48	1	Q3	BC237
49	1	RT1	RXE110

Item	Quantity	Reference	Part
50	2	R1, R28	10R-2W
51	1	R2	2K2-2W
52	2	R3, R29	2K2
53	1	R4	100R-2W
54	1	R5	1K
55	1	R6	3R3
56	2	R7, R8	47R
57	2	R9, R14	10K
58	1	R10	8R2
59	1	R11	1M
60	1	R12	12K
61	1	R13	4K22
62	1	R15	22K
63	1	R16	220K
64	1	R17	X87W-1K
65	1	R18	RXE040
66	1	R19	2K0
67	1	R20	820R
68	1	R21	8K2
69	1	R22	56K
70	1	R23	24K3
71	1	R24	18K0
72	1	R25	5K60
73	2	R26, R27	10R
74	1	T1	TSWTCH28
75	1	U1	LM7805CT
76	1	U2	UC3843AN
77	1	U3	LM393



NOME PROGETTO: TEX150-LCD	NOME PARTE: Auxiliary Power Supply Card
AUTORE: U.T. - rev.: J. Berti	DATA: 24/10/2005
ARCHIVIAZIONE ELETTRONICA: "CARTELLA PROGETTI" SU "UT_SRV"	REVISIONE: 1.0
MATERIALE: /	SCALA: 2:1
TRATTAMENTO: /	SIZE: A4
PROFILO: /	PAGINA: 3 DI 3
STATO: /	CODICE DISEGNO: PSL300
	CODICE PROGETTO: 030

PSDC14URPT



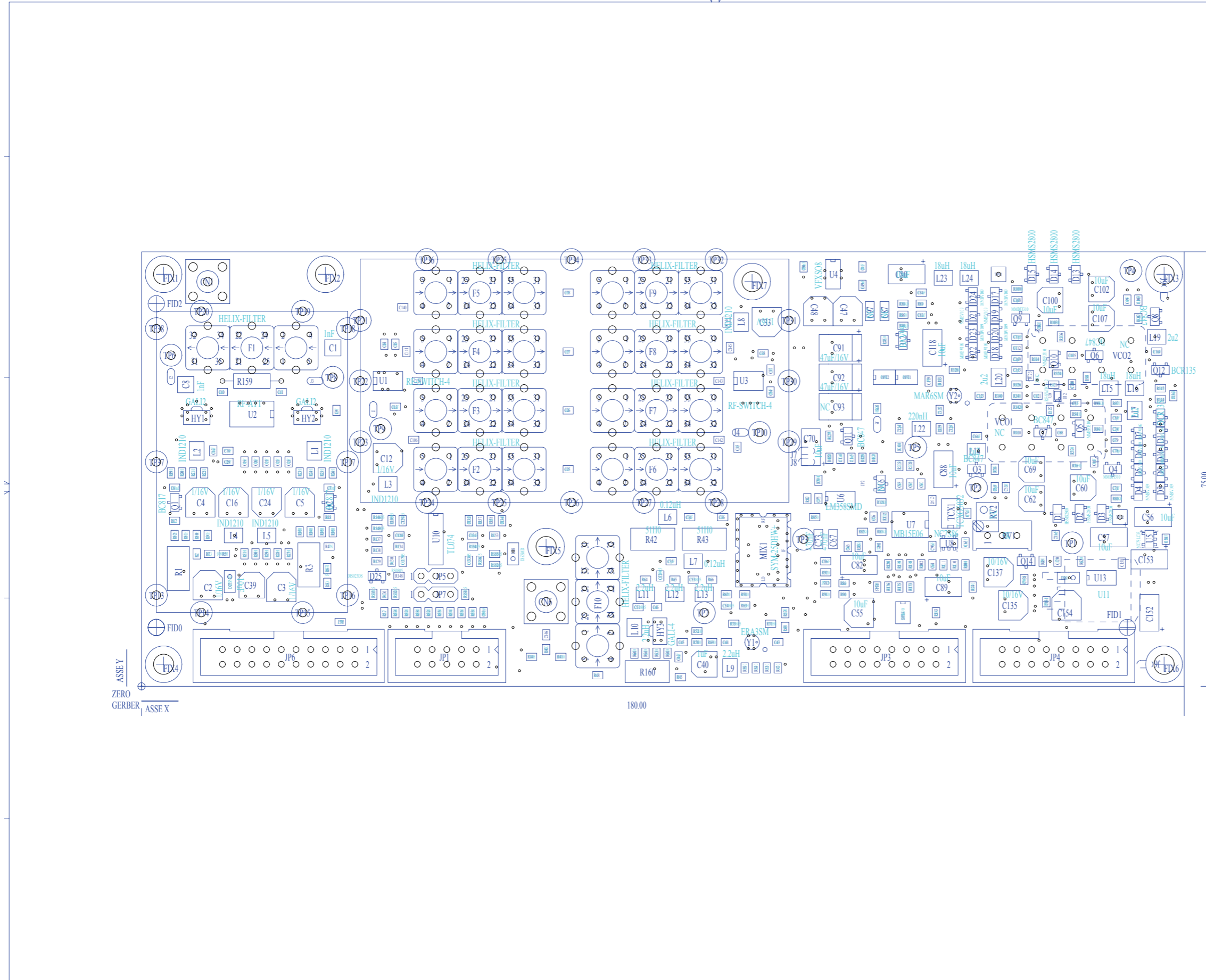
Nome Progetto: TEX150-LCD	Pagina: 3 di 3	Size: A3
Autore: GP - REV.: J.BERTI	Data: 24/10/2005	Codice Progetto: 030
Nome PC in Rete: \UTSRV\	Revisione: 1.0	Nome Parte: POWER SUPPLY +18V1.5A 8V1A 15V 0.2A

PSDC14URPT

PSL300
 POWER SUPPLY +18V1.5A 8V1A 15V 0.2A
 Revised: 24/10/2005
 Revision: 1.0
 GP - REV.: J.BERTI

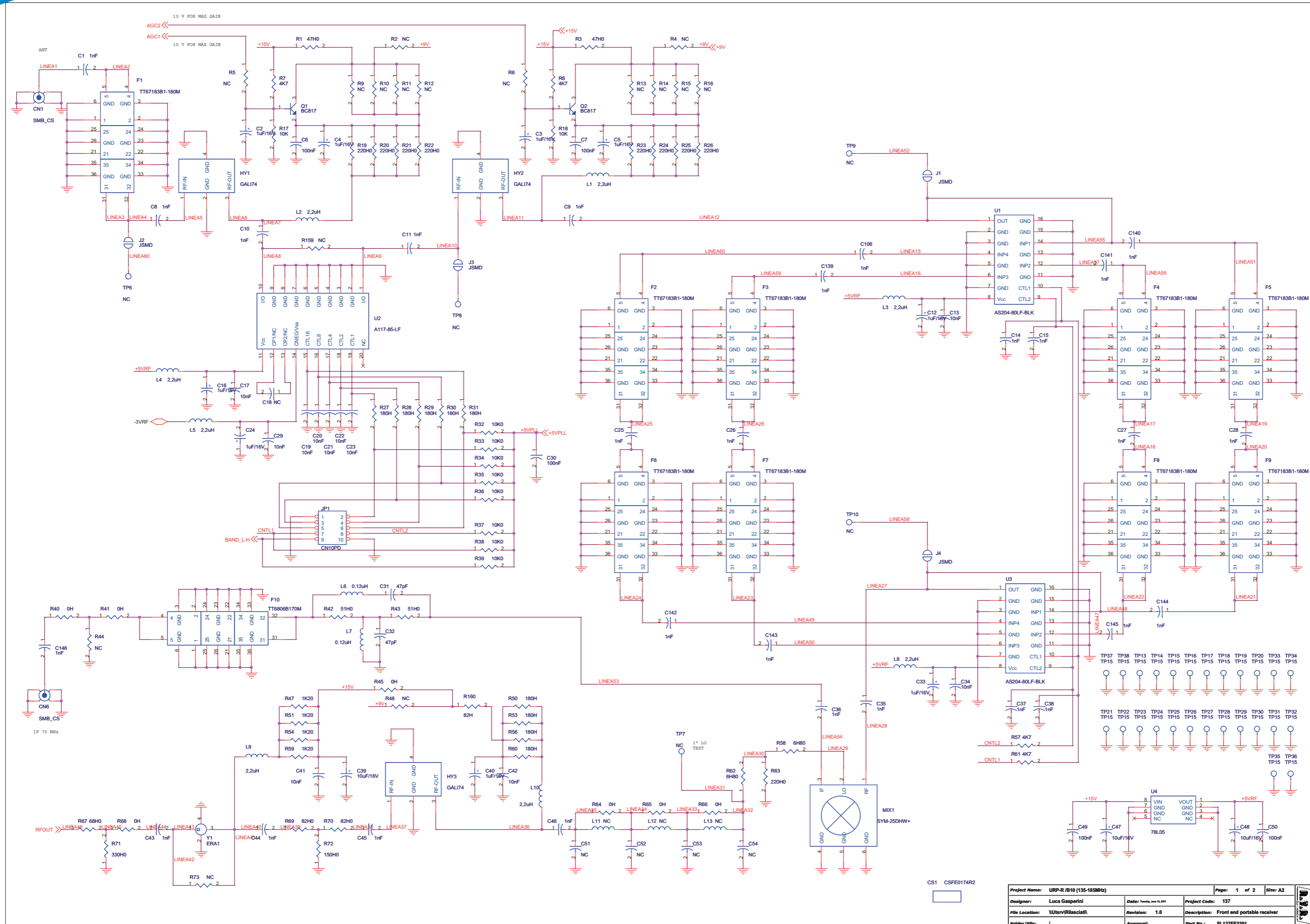
Item	Quantity	Reference	Part
1	6	C1, C3, C10, C12, C14, C15	470/25
2	5	C5, C7, C8, C16, C24	CD.1uF
3	1	C6	CD560PF
4	1	C9	220/35
5	2	R3, C17	X
6	2	C18, C19	CP10KPF
7	1	C20	25-gen
8	2	C21, C25	100/35
9	1	C22	CD150PF
10	1	C23	CP10KP-2.5%
11	1	DL1	LED-V
12	1	DZ1	P6KE120A
13	1	DZ2	5V1W
14	2	D1, D2	BYV28-200
15	2	D3, D4	BYV27-200
16	1	D5	1N4004
17	1	D6	11DQ06
18	1	FIX1	FIX35
19	2	JP1, JP2	MOLEX4
20	3	L1, L2, L3	VK200
21	1	Q1	IRF640N
22	1	Q2	BC237
23	3	R1, R6, R10	1K
24	1	R2	100R
25	1	R4	R
26	1	R5	22R
27	1	R7	R12-2W
28	1	R8	7K5
29	1	R9	2k2
30	1	R11	220K
31	1	R12	1K2
32	1	T1	TSWTCH15
33	1	U1	UC3843AN

SL137FE3201



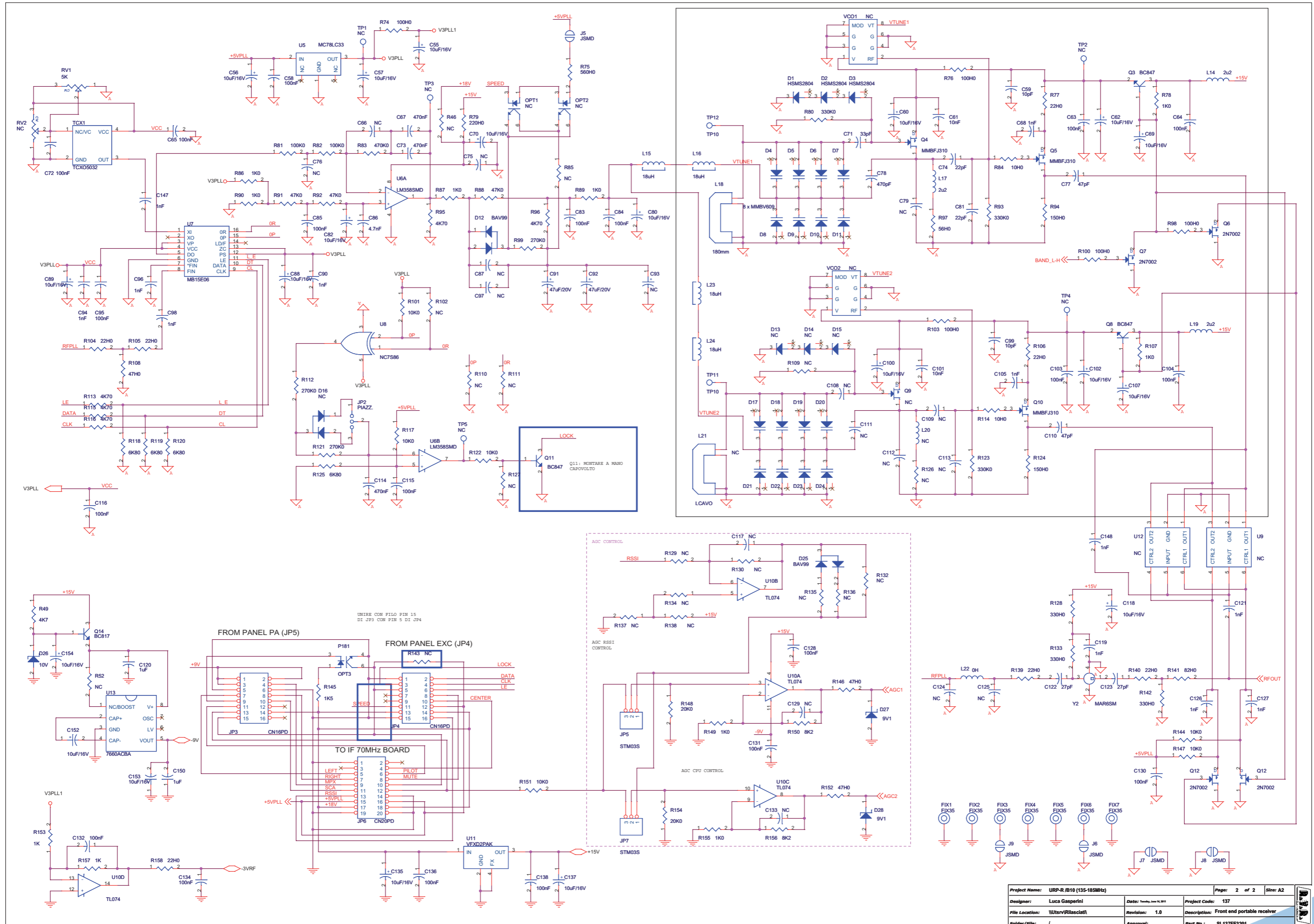
RILASCIO: 5/5/09	DIS. S.POL. CTR. L.G. LATO PIANO DI MONTAGGIO VISTA LATO COMPONENTI
REV:	
DIM.SCHEDA: VEDI QUOTE TRATT.: STANDARD COSTRUTTORE	DENOMINAZIONE SCHEDA FRONT END RICEVITORE TRASPORTABILE
MAT.: FR4-74 1.6mm Cu 35um VISTA POSITIVA	CODICE CSFE0174R2 RVR ELETTRONICA S.P.A. SCALA 1:1

SL137FE3201



Project Name:	URP-R/B10 (135-185MHz)	Page:	1 of 2	Size:	A2
Designer:	Luca Gasparini	Date:	17/01/2011	Project Code:	137
File Location:	\\Uisrv\Ritasciati	Revision:	1.0	Description:	Front end portable receiver
Folder/File:	1	Approved:		Part No.:	SL137FE3201

SL137FE3201



Project Name:	URP-R /B10 (135-185MHz)	Page:	2 of 2	Size:	A2
Designer:	Luca Gasperini	Date:	Monday, June 16, 2003	Project Code:	137
File Location:	W:\rsrv\rlasciat\	Revision:	1.0	Description:	Front end portable receiver
Folder/Files:	/	Approved:		Part No.:	SL137FE3201

SL137FE3201

URP-R /B10 (135-185MHz)
14/06/2011 Revision: 1.0
SL137FE3201

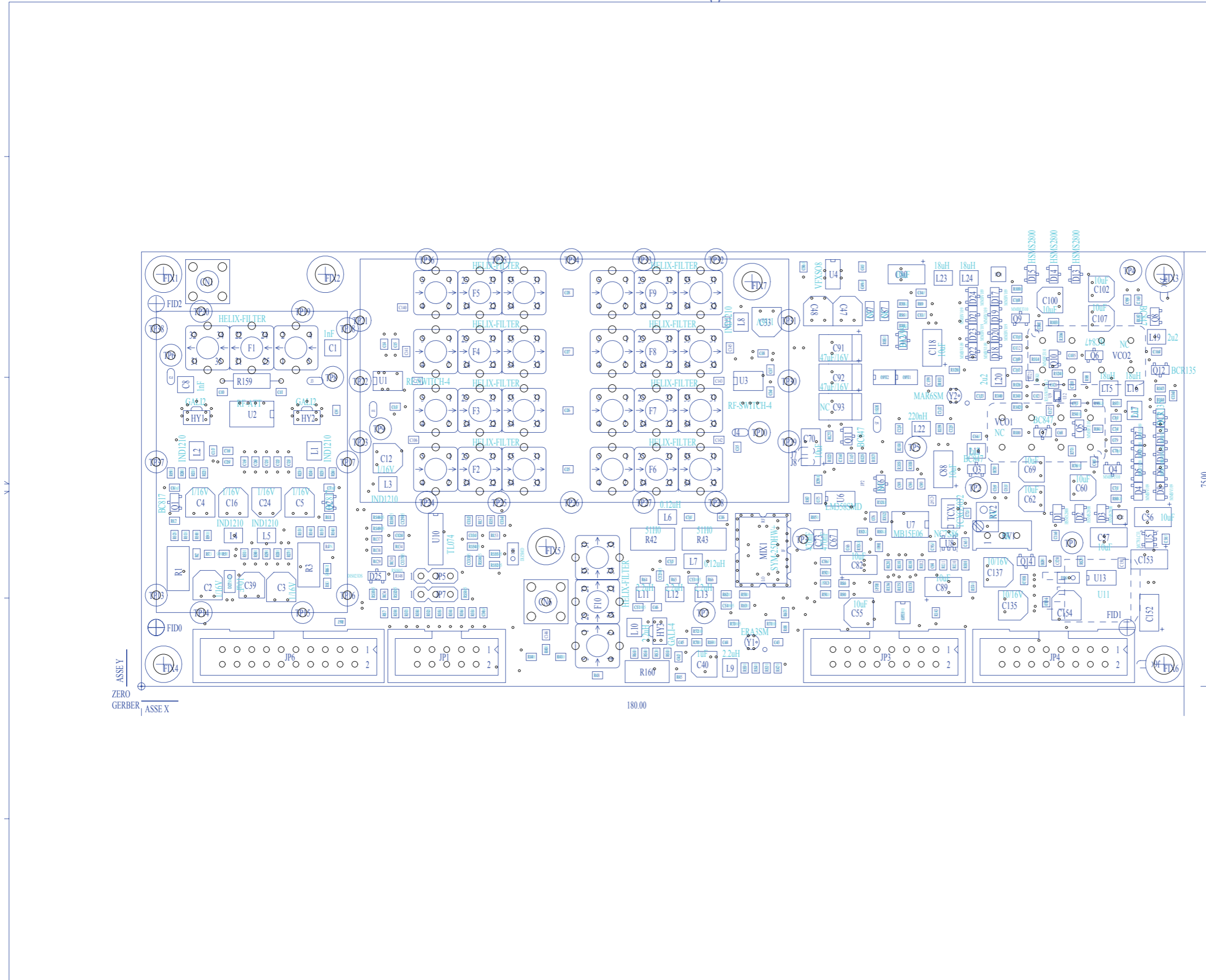
137

Luca Gasperini

Item	Quantity	Reference	Part	(description)
1	2	CN6, CN1	SMB_CS	Connettore SMB cs
2	1	CS1	CSFE0174R2	Circuito stampato
3	2	C8, C1	1nF	Cond. SMD 1212 HQ
4	9	C2, C3, C4, C5, C12, C16, C24, C33, C40, C69, C107	1uF/16V	Cond. Elett. SMD d. 5mm
5	25	C6, C7, C30, C49, C50, C58, C63, C64, C65, C72, C83, C84, C85, C95, C103, C104, C115, C116, C128, C130, C131, C132, C134, C136, C138	100nF	Cond. SMD 0805
6	37	C9, C10, C11, C14, C15, C25, C26, C27, C28, C35, C36, C37, C38, C43, C44, C45, C46, C68, C90, C94, C96, C98, C105, C106, C119, C121, C126, C127, C139, C140, C141, C142, C143, C144, C145, C146, C147	1nF	Cond. SMD 0805
7	13	C13, C17, C19, C20, C21, C22, C23, C29, C34, C41, C42, C61, C101	10nF	Cond. SMD 0805
8	19	C18, C51, C52, C53, C54, C66, C75, C76, C79, C108, C109, C111, C112, C113, C117, C124, C125, C129, C133	NC	Cond. SMD 0805
9	4	C31, C32, C77, C110	47pF	Cond. SMD 0805
10	7	C39, C60, C62, C100, C102,	10uF/16V	Cond. Elett. SMD d. 4mm
11	6	C47, C48, C55, C135, C137, C154	10uF/16V	Cond. Elett. SMD d. 5mm
12	10	C56, C57, C70, C80, C82, C88, C89, C118, C152, C153	10uF/20V	Cond. Elett. SMD tant. size C
13	2	C59, C99	10pF	Cond. SMD 0805
14	2	C67, C73	470nF	Cond. SMD 1206
15	1	C86	4.7nF	Cond. SMD 0805
16	2	C97, C87	NC	Cond. SMD 1206
17	2	C91, C92	47uF/20V	Cond. Elett. SMD tant. size D
18	1	C93	NC	Cond. Elett. SMD tant. size D
19	1	C114	470nF	Cond. SMD 0805
20	2	C150, C120	1uF	Cond. SMD 0805
21	2	C122, C123	27pF	Cond. SMD 0805
22	3	D1, D2, D3	HSMS2804	Diodo SMD SOT23
23	8	D17, D18, D19, D20, D21, D22, D23, D24	NC	Diodo Varicap SMD SOT23
24	8	D4, D5, D6, D7, D8, D9, D10, D11	MMBV609	Diodo Varicap SMD SOT23
25	2	D12, D25	BAV99	Doppio Diodo SMD SOT23
26	4	D16, D13, D14, D15	NC	Doppio Diodo SMD SOT23
27	1	D26	10V	MINIMELF SMD Zener Diode
28	2	D27, D28	9V1	MINIMELF SMD Zener Diode
29	7	FIX1, FIX2, FIX3, FIX4, FIX5, FIX6, FIX7	FIX35	Foro fissaggio 3.5mm
30	9	F1, F2, F3, F4, F5, F6, F7, F8, F9	TT6183B1-180M	HELIX FILTER
35	1	F10	TT6806B170M	HELIX FILTER
32	1	C71	33 pF	Cond. SMD 0805
33	1	C78	470 pF	Cond. SMD 0805
34	2	C74, C81	22 pF	Cond. SMD 0805
35	1	R97	56H	Res. SMD 0805
36	3	HY1, HY2, HY3	GALI74	RF HIBRYD AMPLIFIER
37	1	JP1	CN10PD	Connettore 10 poli Flat cs
38	1	JP2	PIAZZ.	
39	2	JP4, JP3	CN16PD	Connettore 16 poli Flat cs
40	2	JP7, JP5	STM03S	Strip maschio 3 pin
41	1	JP6	CN20PD	Connettore 20 poli Flat cs
42	9	J1, J2, J3, J4, J5, J6, J7, J8, J9	JSMD	Pad SMD a saldare
43	11	L1, L2, L4, L5, L8, L3, L9, L10, L14, L17, L19	2,2uH	Induttanza SMD 3225 (1210)
45	2	L6, L7	0,12uH	Induttanza SMD 3225 (1210)
46	5	L11, L12, L13, L20	NC	Induttanza SMD 3225 (1210)
48	4	L15, L16, L23, L24	18uH	Induttanza SMD 3225 (1210) Schermata
49	1	L18	NC	Induttanza a cavo RG
50	1	L21	NC	Induttanza a cavo RG
51	1	L22	0H	Induttanza SMD 3225 (1210)
52	1	MIX1	SYM-18DHW+	MIXER 17dBm
53	2	OPT2, OPT1, OPT3	P181	Optoisolatore SMD SO6
55	3	Q1, Q2, Q14	BC817	Trans. NPN SOT23
56	4	Q3, Q8, Q11	BC847	Trans. NPN SOT23
57	2	Q9	NC	Trans. FET SOT23
58	2	Q4, Q5, Q10	MMBFJ310	Trans. FET SOT23
60	2	Q12, Q13, Q6, Q7	2N7002	Trans. FET SOT23
61	1	RV1	5K	Trimmer Rg V 3296W
62	1	RV2	NC	Trimm. multi SMD PVG5 Murata
63	2	R3, R1, R42, R43	47H0	Res. SMD 2512 1%
64	27	R2, R4, R5, R6, R9, R10, R11, R12, R13, R14, R15, R16, R44, R46, R48, R52, R73, R102, R109, R110, R111, R126, R127, R132, R135, R143	NC	Res. SMD 0805
65	5	R7, R8, R49, R57, R61, R95, R96, R113, R115, R116	4K7	Res. SMD 0805
66				

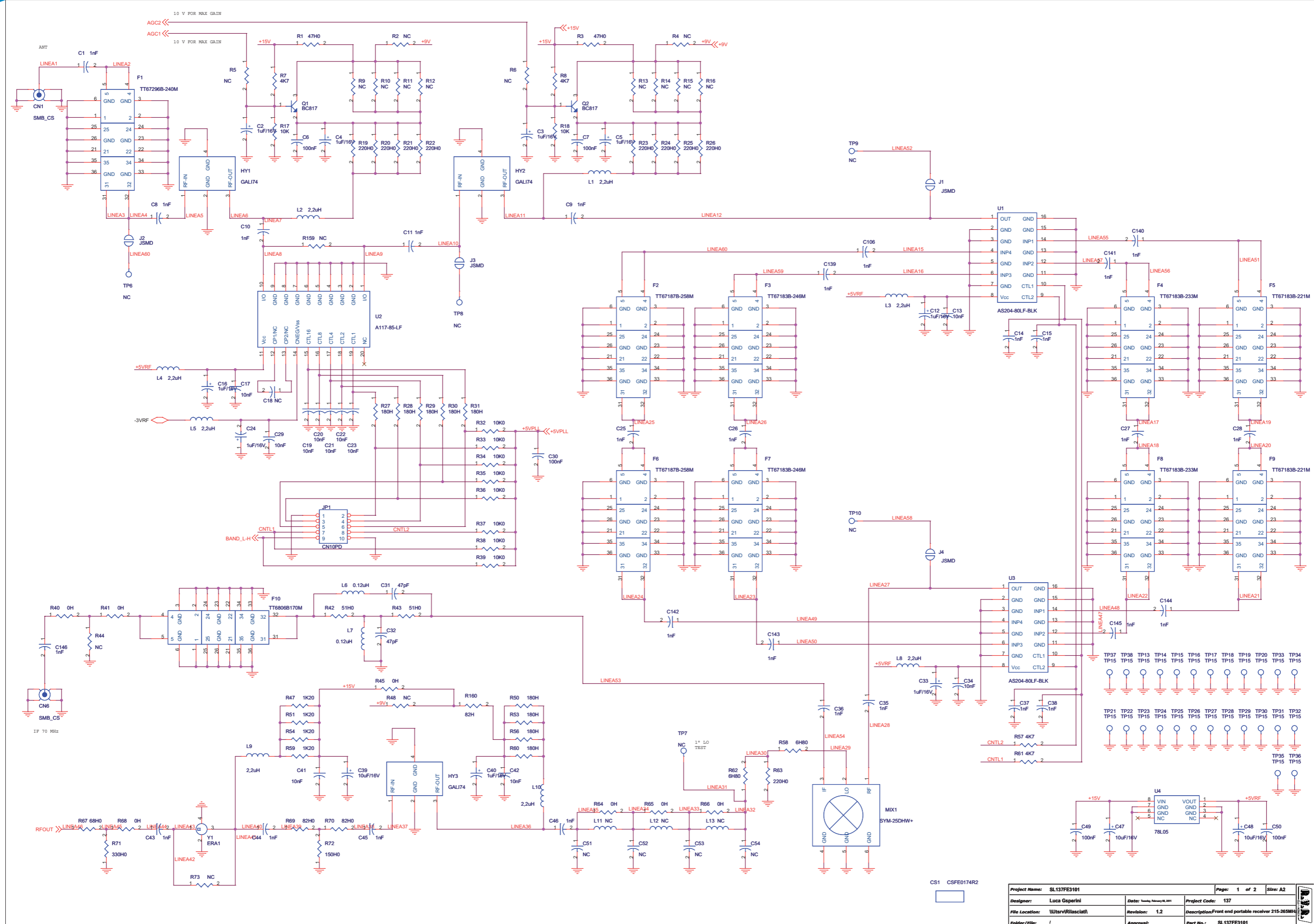
Item	Quantity	Reference	Part	(description)
67	10	R19, R20, R21, R22, R23, R24, R25, R26, R63, R79	220H0	Res. SMD 0805
68	9	R27, R28, R29, R30, R31, R50, R53, R56, R60	180H	Res. SMD 0805
69	16	R32, R33, R34, R35, R36, R37, R38, R39, R85, R101, R117, R144, R147, R151, R17, R18	10K0	Res. SMD 0805
70	8	R40, R41, R45, R64, R65, R66, R68, R122	0H	Res. SMD 0805
72	4	R47, R51, R54, R59	1K20	Res. SMD 0805
73	2	R58, R62	6H80	Res. SMD 0805
74	1	R67	68H0	Res. SMD 0805
75	3	R69, R70, R141	82H0	Res. SMD 0805
76	4	R71, R128, R133, R142	330H0	Res. SMD 0805
77	3	R72, R94, R124	150H0	Res. SMD 0805
78	5	R74, R76, R103, R98, R100	100H0	Res. SMD 0805
79	1	R75	560H0	Res. SMD 0805
80	7	R77, R104, R105, R106, R139, R140, R158	22H0	Res. SMD 0805
81	2	R78, R107	2K2	Res. SMD 0805
82	2	R81, R82	100K0	Res. SMD 0805
83	2	R83, R88	470K0	Res. SMD 0805
84	2	R84, R114	10H0	Res. SMD 0805
85	6	R86, R87, R89, R90, R149, R155	1K0	Res. SMD 0805
86	2	R91, R92	47K0	Res. SMD 0805
87	3	R123, R93, R80	330K0	Res. SMD 0805
89	3	R99, R112, R121	270K0	Res. SMD 0805
90	3	R108, R146, R152	47H0	Res. SMD 0805
91	4	R118, R119, R120, R125	6K80	Res. SMD 0805
92	6	R129, R130, R134, R136, R137, R138	NC	Res. SMD 0805 1%
94	1	R145	1K5	Res. SMD 0805
95	2	R148, R154	20K0	Res. SMD 0805
96	2	R150, R156	8K2	Res. SMD 0805
97	2	R153, R157	1K	Res. SMD 0805
98	1	R159	NC	Res. 1/4W
99	1	R160	82H	Res. SMD 2512 1%
100	1	TCX1	TCXO5032	TCXO SMD 5x3.2mm
101	10	TP1, TP2, TP3, TP4, TP5, TP6, TP7, TP8, TP9, TP10	NC	Test point
102	2	TP12, TP11	TP10	Foro dia. 1mm
103	26	TP13, TP14, TP15, TP16, TP17, TP18, TP19, TP20, TP21, TP22, TP23, TP24, TP25, TP26, TP27, TP28, TP29, TP30, TP31, TP32, TP33, TP34, TP35, TP36, TP37, TP38	TP15	Foro dia. 1.5mm
104	2	U3, U1	AS204-80LF-BLK	SWITCH RF 4:1 SMD
105	1	U2	A117-85-LF	RF-ATT SMD
106	1	U4	78L05	Stabilizzatore SMD SO8
107	1	U5	MC78LC33	Stab. SMD SOT23-5
108	1	U6	LM358SMD	Dual Op. SMD SO8
109	1	U7	MB15E06	Integrated PLL SMD
110	1	U8	NC7S86	XOR Port SMD
111	1	U9, VCO1	NC	SWITCH RF 2:1 SMD
112	1	U10	TL074	Quad Op. SMD SO14
113	1	U11	7815D2PAK	Stabilizzatore SMD D2PAK
114	1	U12	PG2214TB	SWITCH RF 2:1 SMD
115	1	U13	7660ACBA	Switched capacitor supply inverter
116	1	VCO2	NC	VCO RVR
117	1	Y1	ERA1	Ibrido MAR/ERA
118	1	Y2	MAR6SM	Ibrido MAR/ERA

SL137FE3101



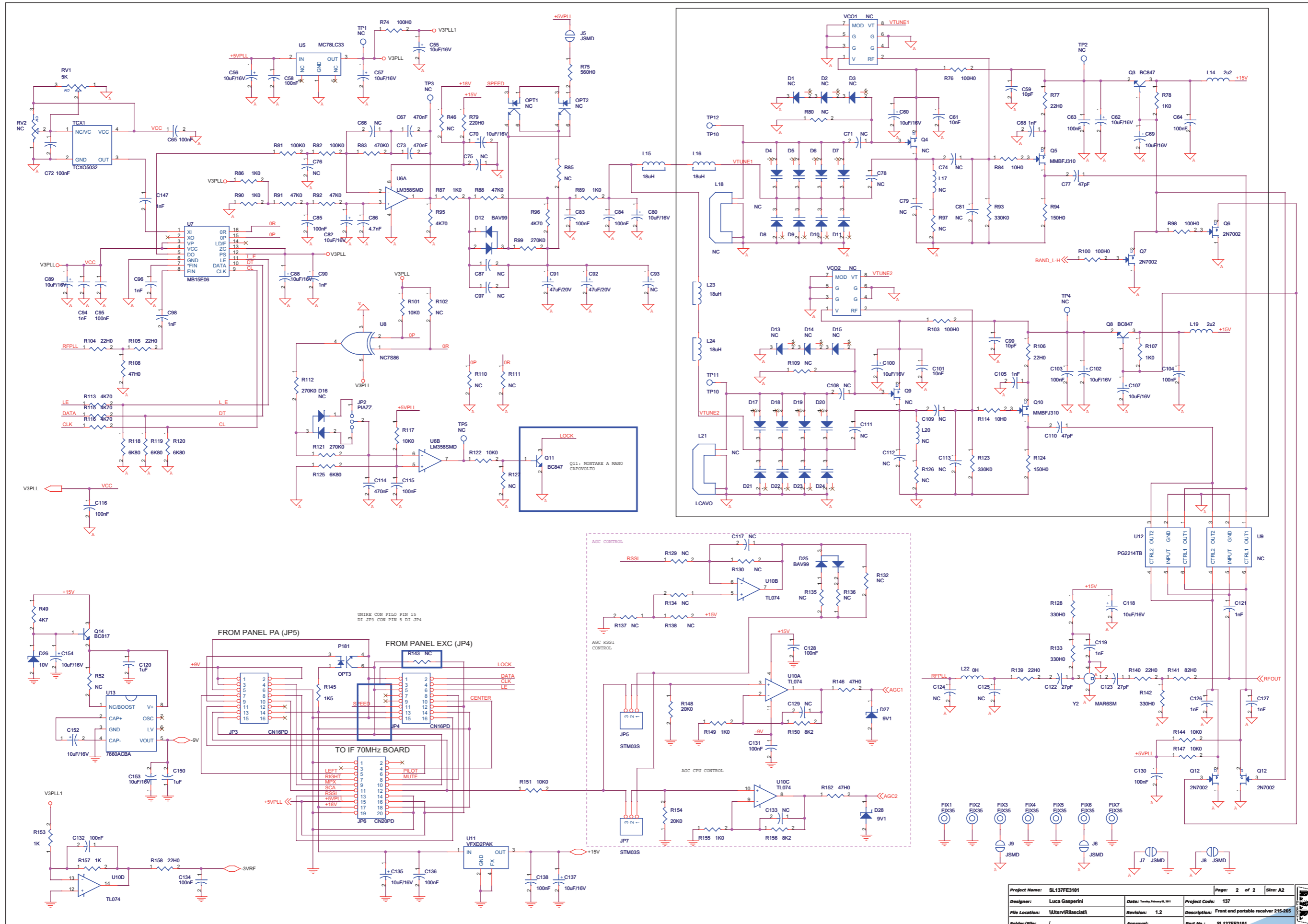
RILASCIO: 5/5/09	DIS. S.POL. CTR. L.G. LATO PIANO DI MONTAGGIO VISTA LATO COMPONENTI
REV:	
DIM.SCHEDA: VEDI QUOTE	DENOMINAZIONE SCHEDA FRONT END RICEVITORE TRASPORTABILE
TRATT.: STANDARD COSTRUTTORE	
MAT.: FR4-74 1.6mm Cu 35um	CODICE CSFE0174R2
VISTA POSITIVA	RVR ELETTRONICA S.P.A. SCALA 1:1

SL137FE3101



Project Name:	SL137FE3101	Page:	1 of 2	Size:	A2
Designer:	Luca Gaperini	Date:	Version: February 06, 2011	Project Code:	137
File Location:	W:\IstrVIRI\asciati	Revision:	1.2	Description:	Front end portable receiver 215-265MHz
Folder/File:	/	Approve:		Part No.:	SL137FE3101

SL137FE3101



Project Name:	SL137FE3101	Page:	2 of 2	Size:	A2
Designer:	Luca Gasperini	Date:	Monday, 29/11/11	Project Code:	137
File Location:	W:\svr\rilasciat\	Revision:	1.2	Description:	Front end portable receiver 215-265
Folder/Files:	/	Approved:		Part No.:	SL137FE3101

SL137FE3101

Front end portable receiver 215-265MHz

08/02/2011 Revision: 1.2

SL137FE3101

137

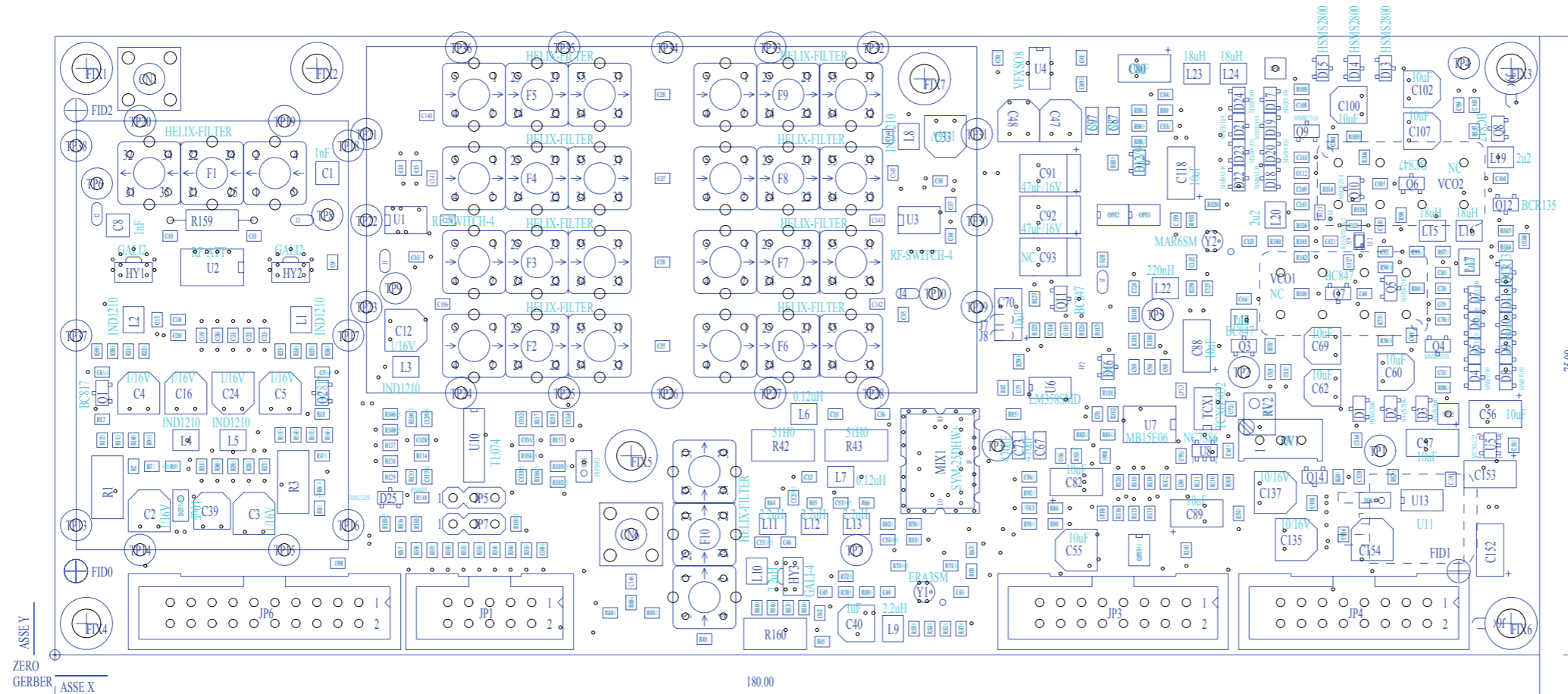
Luca Gsperini

Item	Quantity	Reference	Part	(description)
1	2	CN6, CN1	SMB_CS	Connettore SMB cs
2	1	CS1	CSFE0174R2	Circuito stampato
3	2	C8, C1	1nF	Cond. SMD 1212 HQ
4	9	C2, C3, C4, C5, C12, C16, C24, C33, C40, C69, C107	1uF/16V	Cond. Elett. SMD d. 5mm
5	25	C6, C7, C30, C49, C50, C58, C63, C64, C65, C72, C83, C84, C85, C95, C103, C104, C115, C116, C128, C130, C131, C132, C134, C136, C138	100nF	Cond. SMD 0805
6	37	C9, C10, C11, C14, C15, C25, C26, C27, C28, C35, C36, C37, C38, C43, C44, C45, C46, C68, C90, C94, C96, C98, C105, C106, C119, C121, C126, C127, C139, C140, C141, C142, C143, C144, C145, C146, C147	1nF	Cond. SMD 0805
7	13	C13, C17, C19, C20, C21, C22, C23, C29, C34, C41, C42, C61, C101	10nF	Cond. SMD 0805
8	23	C18, C51, C52, C53, C54, C66, C71, C74, C75, C76, C78, C79, C81, C108, C109, C111, C112, C113, C117, C124, C125, C129, C133	NC	Cond. SMD 0805
9	4	C31, C32, C77, C110	47pF	Cond. SMD 0805
10	7	C39, C60, C62, C100, C102,	10uF/16V	Cond. Elett. SMD d. 4mm
11	6	C47, C48, C55, C135, C137, C154	10uF/16V	Cond. Elett. SMD d. 5mm
12	10	C56, C57, C70, C80, C82, C88, C89, C118, C152, C153	10uF/20V	Cond. Elett. SMD tant. size C
13	2	C59, C99	10pF	Cond. SMD 0805
14	2	C67, C73	470nF	Cond. SMD 1206
15	1	C86	4.7nF	Cond. SMD 0805
16	2	C97, C87	NC	Cond. SMD 1206
17	2	C91, C92	47uF/20V	Cond. Elett. SMD tant. size D
18	1	C93	NC	Cond. Elett. SMD tant. size D
19	1	C114	470nF	Cond. SMD 0805
20	2	C150, C120	1uF	Cond. SMD 0805
21	2	C122, C123	27pF	Cond. SMD 0805
22	6	D1, D2, D3, D13, D14, D15	NC	Diodo SMD SOT23
23	2	D4, D17	NC	Diodo Varicap SMD SOT23
24	14	D5, D6, D7, D8, D9, D10, D11, D18, D19, D20, D21, D22, D23, D24	NC	Diodo Varicap SMD SOT23
25	2	D12, D25	BAV99	Doppio Diodo SMD SOT23
26	1	D16	NC	Doppio Diodo SMD SOT23
27	1	D26	10V	MINIMELF SMD Zener Diode
28	2	D27, D28	9V1	MINIMELF SMD Zener Diode
29	7	FIX1, FIX2, FIX3, FIX4, FIX5, FIX6, FIX7	FIX35	Foro fissaggio 3.5mm
30	1	F1	TT67296B-240M	HELIX FILTER
31	2	F2, F6	TT67187B-258M	HELIX FILTER
32	2	F7, F3	TT67183B-246M	HELIX FILTER
33	2	F8, F4	TT67183B-233M	HELIX FILTER
34	2	F5, F9	TT67183B-221M	HELIX FILTER
35	1	F10	TT6806B170M	HELIX FILTER
36	3	HY1, HY2, HY3	GALI74	RF HIBRYD AMPLIFIER
37	1	JP1	CN10PD	Connettore 10 poli Flat cs
38	1	JP2	PIAZZ.	
39	2	JP4, JP3	CN16PD	Connettore 16 poli Flat cs
40	2	JP7, JP5	STM03S	Strip maschio 3 pin
41	1	JP6	CN20PD	Connettore 20 poli Flat cs
42	9	J1, J2, J3, J4, J5, J6, J7, J8, J9	JSMD	Pad SMD a saldare
43	5	L1, L2, L4, L5, L8, L3, L9, L10, L14, L19	2.2uH	Induttanza SMD 3225 (1210)
44				
45	2	L6, L7	0.12uH	Induttanza SMD 3225 (1210)
46	5	L11, L12, L13, L17, L20	NC	Induttanza SMD 3225 (1210)
47	2			
48	4	L15, L16, L23, L24	18uH	Induttanza SMD 3225 (1210) Schermata
49	1	L18	NC	Induttanza a cavo RG
50	1	L21	NC	Induttanza a cavo RG
51	1	L22	0H	Induttanza SMD 3225 (1210)
52	1	MIX1	SYM-18DHW+	MIXER 17dBm
53	2	OPT2, OPT1, OPT3	P181	Optoisolatore SMD SO6
55	3	Q1, Q2, Q14	BC817	Trans. NPN SOT23
56	3	Q3, Q8, Q11	BC847	Trans. NPN SOT23
57	2	Q9, Q4	NC	Trans. FET SOT23
58	2	Q5, Q10	MMBFJ310	Trans. FET SOT23
60	2	Q12, Q13, Q6, Q7	2N7002	Trans. FET SOT23
61	1	RV1	5K	Trimmer Rg V 3296W
62	1	RV2	NC	Trimm. multi SMD PVG5 Murata
63	2	R3, R1, R42, R43	47H0	Res. SMD 2512 1%
64	28	R2, R4, R5, R6, R9, R10, R11, R12, R13, R14, R15, R16, R44, R46, R48, R52, R73, R80, R97, R102, R109, R110, R111, R126, R127, R132, R135, R143	NC	Res. SMD 0805

Item	Quantity	Reference	Part	(description)
65	5	R7, R8, R49, R57, R61, R95, R96, R113, R115, R116	4K7	Res. SMD 0805
66				
67	10	R19, R20, R21, R22, R23, R24, R25, R26, R63, R79	220H0	Res. SMD 0805
68	9	R27, R28, R29, R30, R31, R50, R53, R56, R60	180H	Res. SMD 0805
69	17	R32, R33, R34, R35, R36, R37, R38, R39, R85, R101, R117, R144, R147, R151, R17, R18, R122	10K0	Res. SMD 0805
70	7	R40, R41, R45, R64, R65, R66, R68	0H	Res. SMD 0805
72	4	R47, R51, R54, R59	1K20	Res. SMD 0805
73	2	R58, R62	6H80	Res. SMD 0805
74	1	R67	68H0	Res. SMD 0805
75	3	R69, R70, R141	82H0	Res. SMD 0805
76	4	R71, R128, R133, R142	330H0	Res. SMD 0805
77	3	R72, R94, R124	150H0	Res. SMD 0805
78	3	R74, R76, R103, R98, R100	100H0	Res. SMD 0805
79	1	R75	560H0	Res. SMD 0805
80	7	R77, R104, R105, R106, R139, R140, R158	22H0	Res. SMD 0805
81	2	R78, R107	2K2	Res. SMD 0805
82	2	R81, R82	100K0	Res. SMD 0805
83	2	R83, R88	470K0	Res. SMD 0805
84	2	R84, R114	10H0	Res. SMD 0805
85	6	R86, R87, R89, R90, R149, R155	1K0	Res. SMD 0805
86	2	R91, R92	47K0	Res. SMD 0805
87	2	R123, R93	330K0	Res. SMD 0805
88				
89	3	R99, R112, R121	270K0	Res. SMD 0805
90	3	R108, R146, R152	47H0	Res. SMD 0805
91	4	R118, R119, R120, R125	6K80	Res. SMD 0805
92	6	R129, R130, R134, R136, R137, R138	NC	Res. SMD 0805 1%
94	1	R145	1K5	Res. SMD 0805
95	2	R148, R154	20K0	Res. SMD 0805
96	2	R150, R156	8K2	Res. SMD 0805
97	2	R153, R157	1K	Res. SMD 0805
98	1	R159	NC	Res. 1/4W
99	1	R160	82H	Res. SMD 2512 1%
100	1	TCX1	TCXO5032	TCXO SMD 5x3.2mm
101	10	TP1, TP2, TP3, TP4, TP5, TP6, TP7, TP8, TP9, TP10	NC	Test point
102	2	TP12, TP11	TP10	Foro dia. 1mm
103	26	TP13, TP14, TP15, TP16, TP17, TP18, TP19, TP20, TP21, TP22, TP23, TP24, TP25, TP26, TP27, TP28, TP29, TP30, TP31, TP32, TP33, TP34, TP35, TP36, TP37, TP38	TP15	Foro dia. 1.5mm
104	2	U3, U1	AS204-80LF-BLK	SWITCH RF 4:1 SMD
105	1	U2	A117-85-LF	RF-ATT SMD
106	1	U4	78L05	Stabilizzatore SMD SO8
107	1	U5	MC78LC33	Stab. SMD SOT23-5
108	1	U6	LM358SMD	Dual Op. SMD SO8
109	1	U7	MB15E06	Integrated PLL SMD
110	1	U8	NC7S86	XOR Port SMD
111	1	U9, VCO1	NC	SWITCH RF 2:1 SMD
112	1	U10	TL074	Quad Op. SMD SO14
113	1	U11	7815D2PAK	Stabilizzatore SMD D2PAK
114	1	U12	PG2214TB	SWITCH RF 2:1 SMD
115	1	U13	7660ACBA	Switched capacitor supply inverter
116	1	VCO2	VCO500-550 MHz	VCO RVR
117	1	Y1	ERA1	Ibrido MAR/ERA
118	1	Y2	MAR6SM	Ibrido MAR/ERA

NOTA Unire con filo Pin 15 di JP3 con Pin 5 di JP4
NOA 1 Q11 montare a mano capovolto

SL137FE3001



RILASCIO: 5/5/09

REV:

DIM.SCHEDA: VEDI QUOTE

TRATT.: STANDARD COSTRUTTORE

MAT.: FR4-74 1.6mm Cu 35um

VISTA POSITIVA

DIS. S.POL.
CTR. L.G.

LATO PIANO DI MONTAGGIO
VISTA LATO COMPONENTI

DENOMINAZIONE

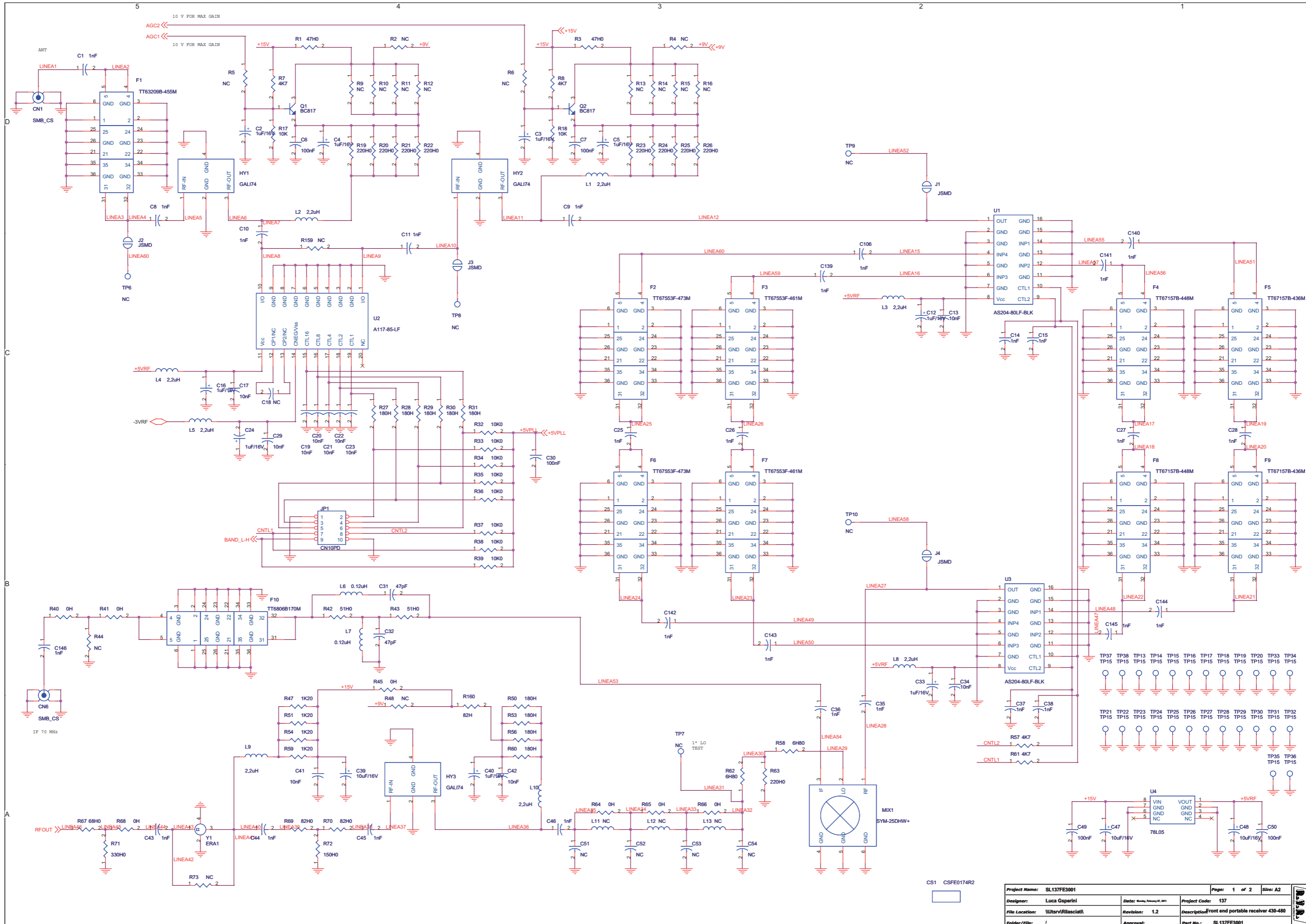
SCHEDA FRONT END RICEVITORE TRASPORTABILE

CODICE CSFE0174R2

RVR ELETTRONICA S.P.A.

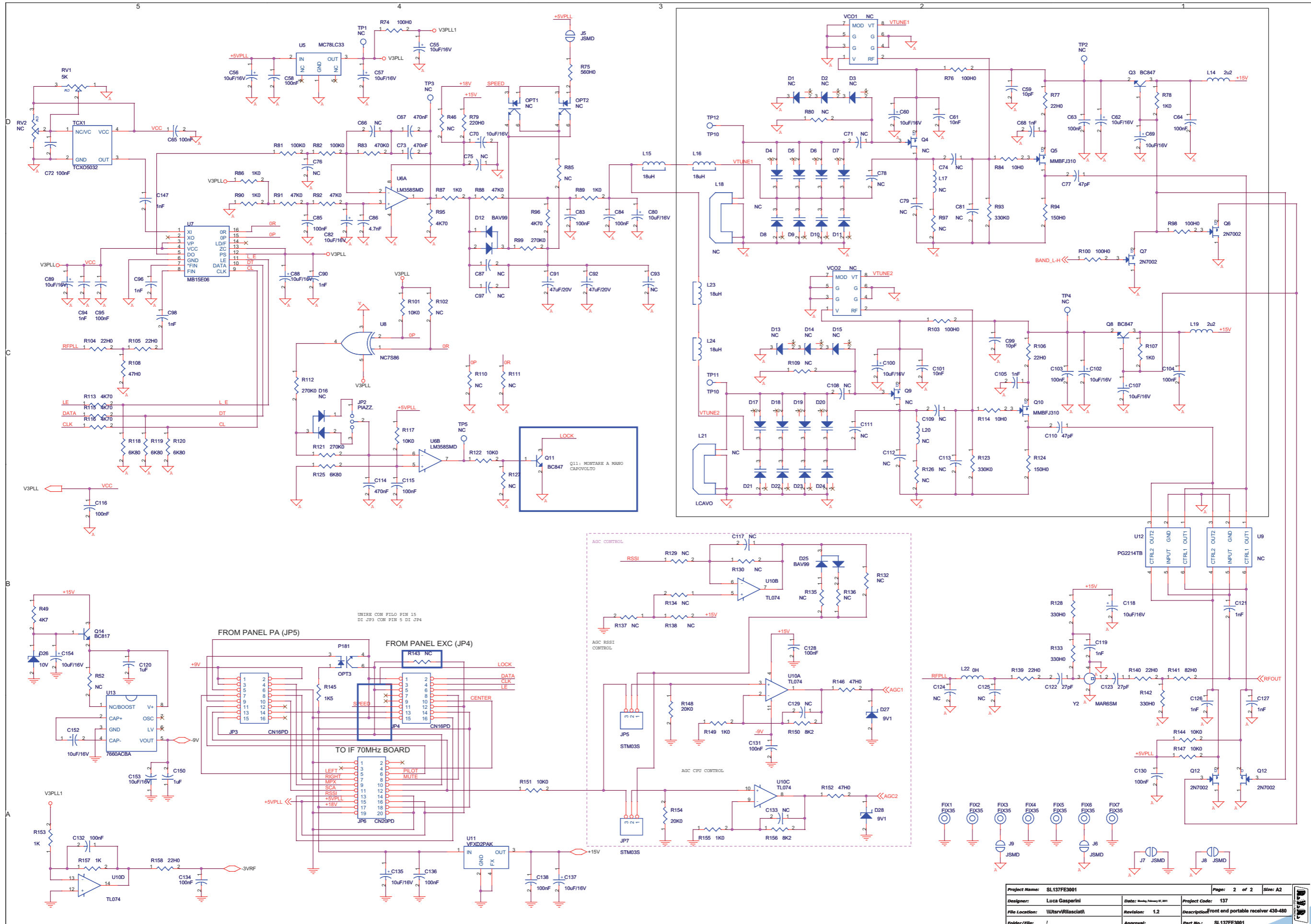
SCALA 1:1

SL137FE3001



Project Name:	SL137FE3001	Date:	Rev. 01/2011	Page:	1 of 2	Size:	A2
Designer:	Luca Gasparini	Revision:	1.2	Project Code:	137		
File Location:	\\Uhrv\IR\asciati	Description:	Front end portable receiver 430-480				
Folder/File:	/	Approval:		Part No.:	SL137FE3001		

SL137FE3001



Project Name:	SL137FE3001	Date:	2014/05/01	Page:	2 of 2	Size:	A2
Designer:	Luca Gasparini	Revision:	1.2	Project Code:	137		
File Location:	\\Ultravir\lasciati	Description:	Front end portable receiver 430-480				
Folder/File:	/	Approval:		Part No.:	SL137FE3001		

SL137FE3001

Front end portable receiver
07/02/2011 Revision: 1.2
SL137FE3001
137

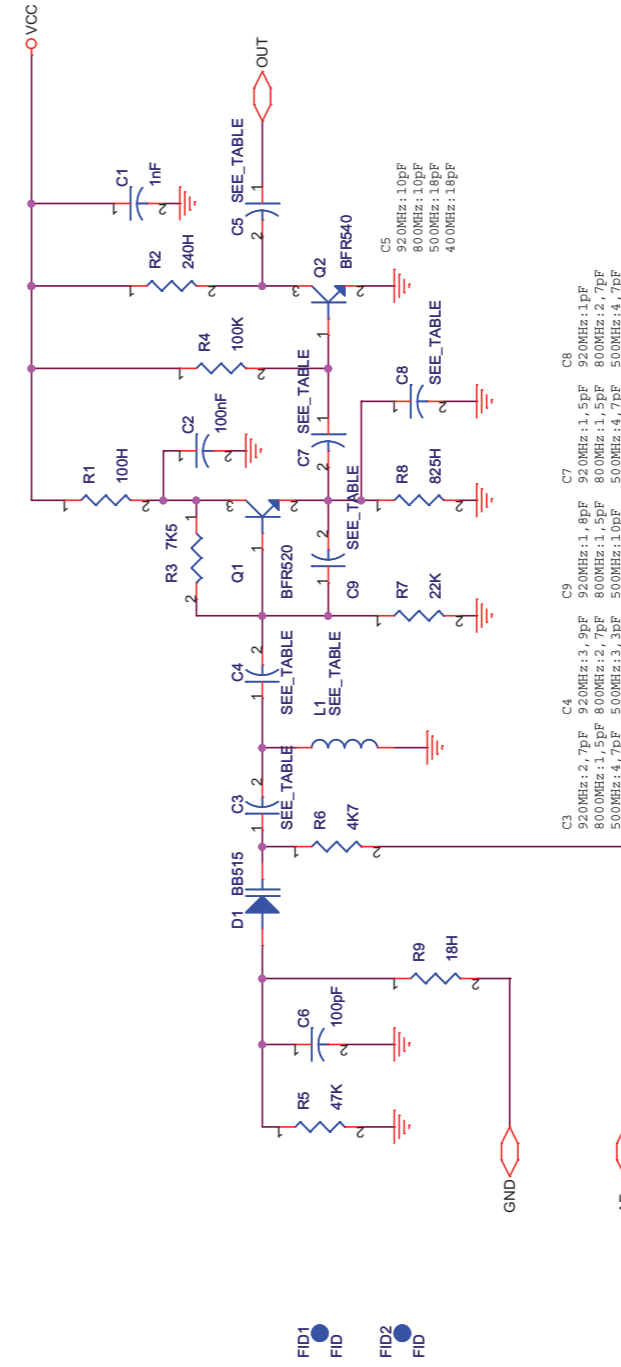
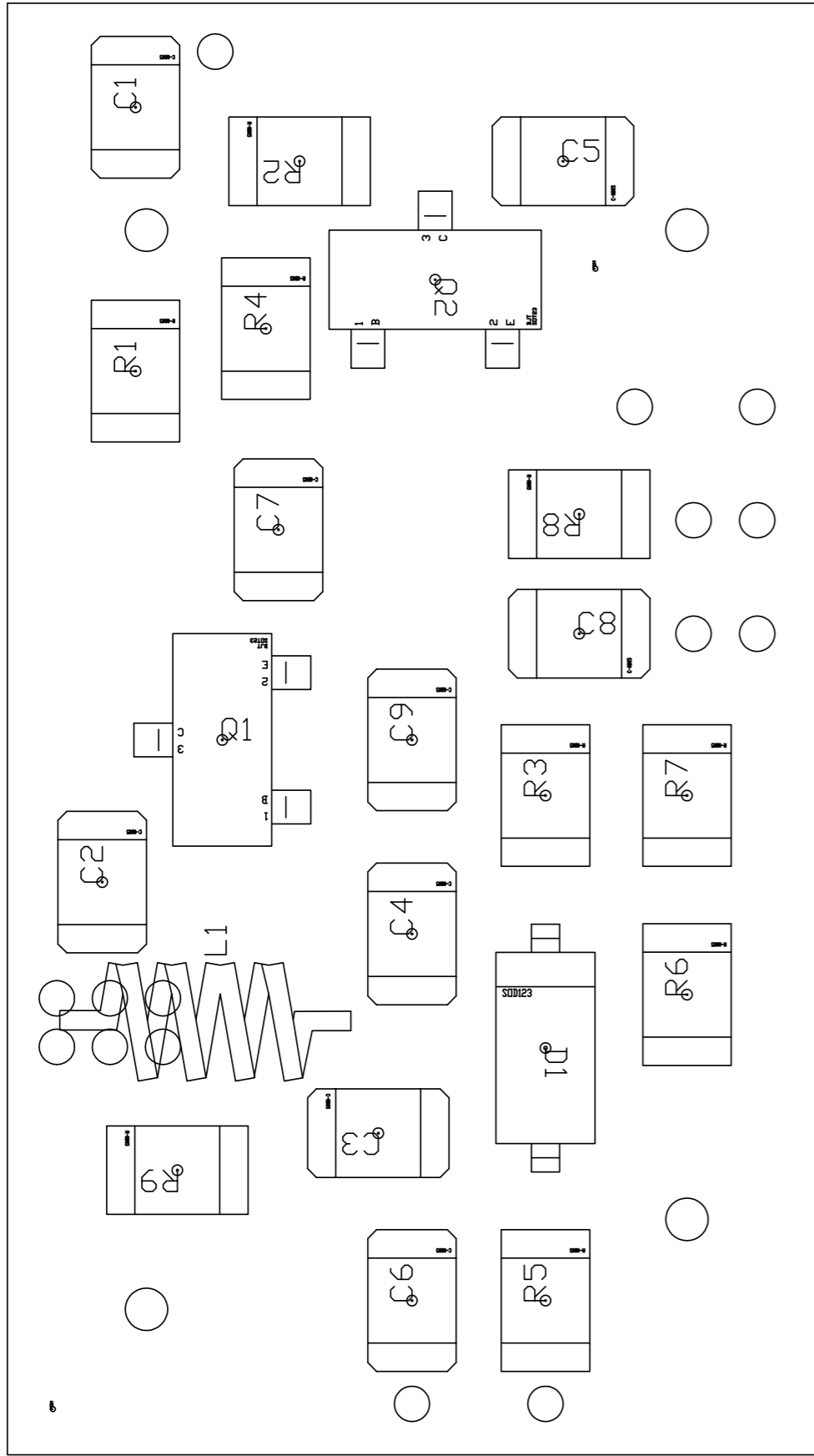
Luca Gsperini

Item	Quantity	Reference	Part	(description)
1	2	CN6, CN1	SMB_CS	Connettore SMB cs
2	1	CS1	CSFE0174R2	Circuito stampato
3	2	C8, C1	1nF	Cond. SMD 1212 HQ
4	9	C2, C3, C4, C5, C12, C16, C24, C33, C40, C69, C107	1uF/16V	Cond. Elett. SMD d. 5mm
5	25	C6, C7, C30, C49, C50, C58, C63, C64, C65, C72, C83, C84, C85, C95, C103, C104, C115, C116, C128, C130, C131, C132, C134, C136, C138	100nF	Cond. SMD 0805
6	37	C9, C10, C11, C14, C15, C25, C26, C27, C28, C35, C36, C37, C38, C43, C44, C45, C46, C68, C90, C94, C96, C98, C105, C106, C119, C121, C126, C127, C139, C140, C141, C142, C143, C144, C145, C146, C147	1nF	Cond. SMD 0805
7	13	C13, C17, C19, C20, C21, C22, C23, C29, C34, C41, C42, C61, C101	10nF	Cond. SMD 0805
8	23	C18, C51, C52, C53, C54, C66, C71, C74, C75, C76, C78, C79, C81, C108, C109, C111, C112, C113, C117, C124, C125, C129, C133	NC	Cond. SMD 0805
9	4	C31, C32, C77, C110	47pF	Cond. SMD 0805
10	7	C39, C60, C62, C100, C102,	10uF/16V	Cond. Elett. SMD d. 4mm
11	6	C47, C48, C55, C135, C137, C154	10uF/16V	Cond. Elett. SMD d. 5mm
12	10	C56, C57, C70, C80, C82, C88, C89, C118, C152, C153	10uF/20V	Cond. Elett. SMD tant. size C
13	2	C59, C99	10pF	Cond. SMD 0805
14	2	C67, C73	470nF	Cond. SMD 1206
15	1	C86	4.7nF	Cond. SMD 0805
16	2	C97, C87	NC	Cond. SMD 1206
17	2	C91, C92	47uF/20V	Cond. Elett. SMD tant. size D
18	1	C93	NC	Cond. Elett. SMD tant. size D
19	1	C114	470nF	Cond. SMD 0805
20	2	C150, C120	1uF	Cond. SMD 0805
21	2	C122, C123	27pF	Cond. SMD 0805
22	6	D1, D2, D3, D13, D14, D15	NC	Diodo SMD SOT23
23	2	D4, D17	NC	Diodo Varicap SMD SOT23
24	14	D5, D6, D7, D8, D9, D10, D11, D18, D19, D20, D21, D22, D23, D24	NC	Diodo Varicap SMD SOT23
25	2	D12, D25	BAV99	Doppio Diodo SMD SOT23
26	1	D16	NC	Doppio Diodo SMD SOT23
27	1	D26	10V	MINIMELF SMD Zener Diode
28	2	D27, D28	9V1	MINIMELF SMD Zener Diode
29	7	FIX1, FIX2, FIX3, FIX4, FIX5, FIX6, FIX7	FIX35	Foro fissaggio 3.5mm
30	1	F1	TT63209B-455M	HELIX FILTER
31	2	F2, F6	TT67553F-473M	HELIX FILTER
32	2	F7, F3	TT67157B-448M	HELIX FILTER
33	2	F8, F4	TT67553F-461M	HELIX FILTER
34	2	F5, F9	TT67157B-436M	HELIX FILTER
35	1	F10	TT6806B170M	HELIX FILTER
36	3	HY1, HY2, HY3	GAL174	RF HIBRYD AMPLIFIER
37	1	JP1	CN10PD	Connettore 10 poli Flat cs
38	1	JP2	PIAZZ.	
39	2	JP4, JP3	CN16PD	Connettore 16 poli Flat cs
40	2	JP7, JP5	STM03S	Strip maschio 3 pin
41	1	JP6	CN20PD	Connettore 20 poli Flat cs
42	9	J1, J2, J3, J4, J5, J6, J7, J8, J9	JSMD	Pad SMD a saldare
43	5	L1, L2, L4, L5, L8, L3, L9, L10, L14, L19	2,2uH	Induttanza SMD 3225 (1210)
44				
45	2	L6, L7	0.12uH	Induttanza SMD 3225 (1210)
46	5	L11, L12, L13, L17, L20	NC	Induttanza SMD 3225 (1210)
47	2			
48	4	L15, L16, L23, L24	18uH	Induttanza SMD 3225 (1210) Schermata
49	1	L18	NC	Induttanza a cavo RG
50	1	L21	NC	Induttanza a cavo RG
51	1	L22	0H	Induttanza SMD 3225 (1210)
52	1	MIX1	SYM-18DHW+	MIXER 17dBm
53	2	OPT2, OPT1, OPT3	P181	Optoisolatore SMD SO6
55	3	Q1, Q2, Q14	BC817	Trans. NPN SOT23
56	3	Q3, Q8, Q11	BC847	Trans. NPN SOT23
57	2	Q9, Q4	NC	Trans. FET SOT23
58	2	Q5, Q10	MMBFJ310	Trans. FET SOT23
60	2	Q12, Q13, Q6, Q7	2N7002	Trans. FET SOT23
61	1	RV1	5K	Trimmer Rg V 3296W
62	1	RV2	NC	Trimm. multi SMD PVG5 Murata
63	2	R3, R1, R42, R43	47H0	Res. SMD 2512 1%
64	28	R2, R4, R5, R6, R9, R10, R11, R12, R13, R14, R15, R16, R44, R46, R48, R52, R73, R80, R97, R102, R109, R110, R111, R126, R127, R132, R135, R143	NC	Res. SMD 0805

Item	Quantity	Reference	Part	(description)
65	5	R7, R8, R49, R57, R61, R95, R96, R113, R115, R116	4K7	Res. SMD 0805
66				
67	10	R19, R20, R21, R22, R23, R24, R25, R26, R63, R79	220H0	Res. SMD 0805
68	9	R27, R28, R29, R30, R31, R50, R53, R56, R60	180H	Res. SMD 0805
69	17	R32, R33, R34, R35, R36, R37, R38, R39, R85, R101, R117, R144, R147, R151, R17, R18, R122	10K0	Res. SMD 0805
70	7	R40, R41, R45, R64, R65, R66, R68	0H	Res. SMD 0805
72	4	R47, R51, R54, R59	1K20	Res. SMD 0805
73	2	R58, R62	6H80	Res. SMD 0805
74	1	R67	68H0	Res. SMD 0805
75	3	R69, R70, R141	82H0	Res. SMD 0805
76	4	R71, R128, R133, R142	330H0	Res. SMD 0805
77	3	R72, R94, R124	150H0	Res. SMD 0805
78	3	R74, R76, R103, R98, R100	100H0	Res. SMD 0805
79	1	R75	560H0	Res. SMD 0805
80	7	R77, R104, R105, R106, R139, R140, R158	22H0	Res. SMD 0805
81	2	R78, R107	2K2	Res. SMD 0805
82	2	R81, R82	100K0	Res. SMD 0805
83	2	R83, R88	470K0	Res. SMD 0805
84	2	R84, R114	10H0	Res. SMD 0805
85	6	R86, R87, R89, R90, R149, R155	1K0	Res. SMD 0805
86	2	R91, R92	47K0	Res. SMD 0805
87	2	R123, R93	330K0	Res. SMD 0805
88				
89	3	R99, R112, R121	270K0	Res. SMD 0805
90	3	R108, R146, R152	47H0	Res. SMD 0805
91	4	R118, R119, R120, R125	6K80	Res. SMD 0805
92	6	R129, R130, R134, R136, R137, R138	NC	Res. SMD 0805 1%
94	1	R145	1K5	Res. SMD 0805
95	2	R148, R154	20K0	Res. SMD 0805
96	2	R150, R156	8K2	Res. SMD 0805
97	2	R153, R157	1K	Res. SMD 0805
98	1	R159	NC	Res. 1/4W
99	1	R160	82H	Res. SMD 2512 1%
100	1	TCX1	TCXO5032	TCXO SMD 5x3.2mm
101	10	TP1, TP2, TP3, TP4, TP5, TP6, TP7, TP8, TP9, TP10	NC	Test point
102	2	TP12, TP11	TP10	Foro dia. 1mm
103	26	TP13, TP14, TP15, TP16, TP17, TP18, TP19, TP20, TP21, TP22, TP23, TP24, TP25, TP26, TP27, TP28, TP29, TP30, TP31, TP32, TP33, TP34, TP35, TP36, TP37, TP38	TP15	Foro dia. 1.5mm
104	2	U3, U1	AS204-80LF-BLK	SWITCH RF 4:1 SMD
105	1	U2	A117-85-LF	RF-ATT SMD
106	1	U4	78L05	Stabilizzatroe SMD SO8
107	1	U5	MC78LC33	Stab. SMD SOT23-5
108	1	U6	LM358SMD	Dual Op. SMD SO8
109	1	U7	MB15E06	Integrated PLL SMD
110	1	U8	NC7S86	XOR Port SMD
111	1	U9, VCO1	NC	SWITCH RF 2:1 SMD
112	1	U10	TL074	Quad Op. SMD SO14
113	1	U11	7815D2PAK	Stabilizzatore SMD D2PAK
114	1	U12	PG2214TB	SWITCH RF 2:1 SMD
115	1	U13	7660ACBA	Switched capacitor supply inverter
116	1	VCO2	VCO500-550 MHz	VCO RVR
117	1	Y1	ERA1	Ibrido MAR/ERA
118	1	Y2	MAR6SM	Ibrido MAR/ERA

NOTA Unire con filo Pin 15 di JP3 con Pin 5 di JP4
NOA 1 Q11 montare a mano capovolto

SL007VC1001



L1
 920MHz:2sp_d_1.5mm_FIL0 DA
 0,5mm
 800MHz:3sp_d_1.25mm_FIL0 DA
 0,5mm
 500MHz:3sp_TUBO_FIL0 DA 0,2mm
 400MHz:5sp_TUBO_FIL0 DA 0,2mm

(*)
 920MHz: X=2
 800MHz: X=3
 500MHz: X=1
 400MHz: X=0

Project Name: PONTI2 UNITA		Page: 1 of 1	Size: A4
Designer: Luca Gasparini	Date: Thursday, September 22, 2011	Project Code: 007	
File Location: \	Revision: 1.1	Description: VCO	
Folder/File: /	Approve:	Part No.: SL007VC1001 (*)	

SL007VC1001

VCO Revised: 23/09/2010

SL007VC1001 400 MHz Revision: 1.1


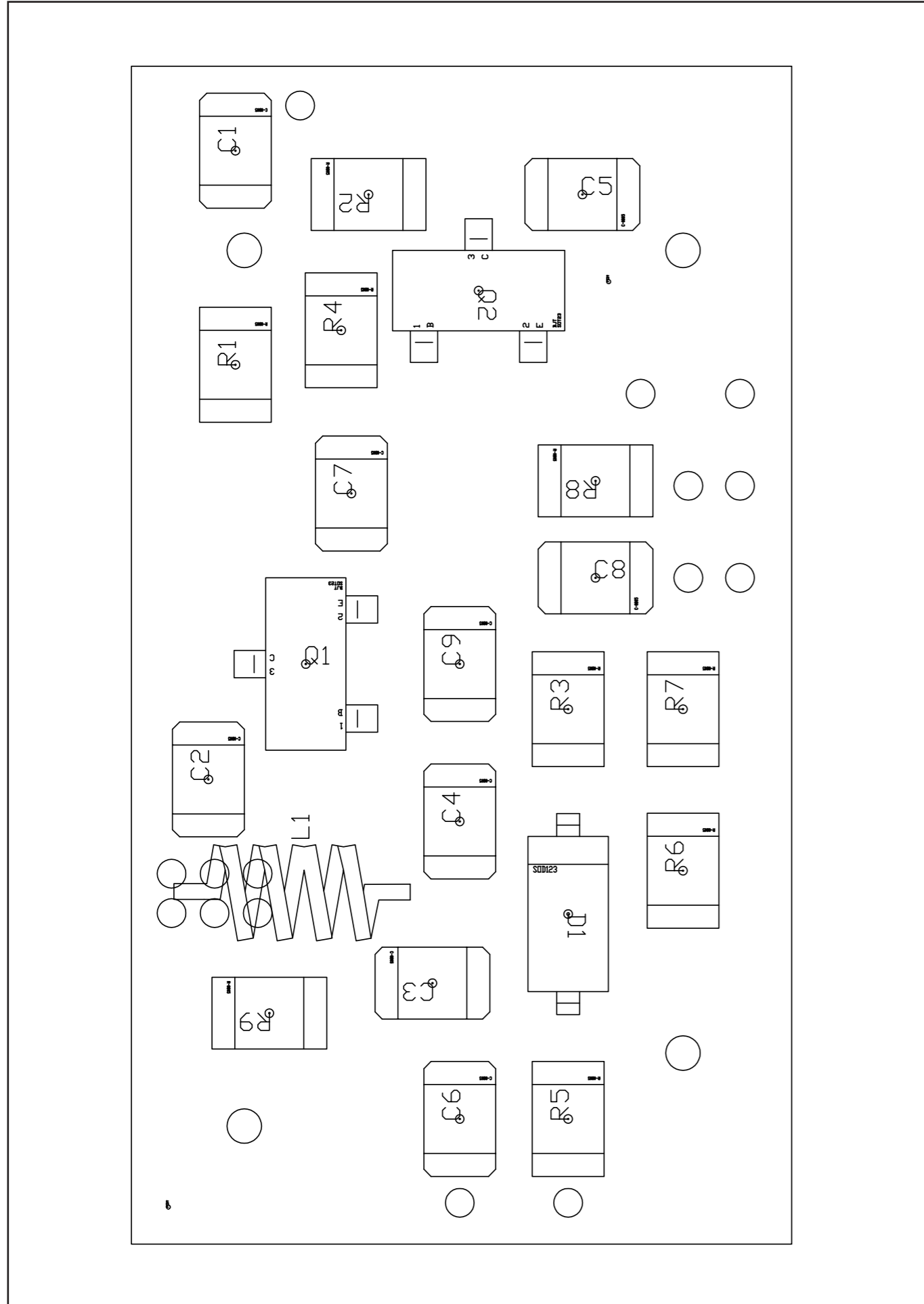
PONTI 2 UNITA

007

Luca Gasperini

Item	Quantity	Reference	Part	{description}	CODICE AS400
1	1	C1	1nF	Cond. SMD 0805	CCC085102GCC
2	1	C2	100nF	Cond. SMD 0805	CCC085104KXC
3	6	C3, C4, C5, C7, C8, C9	SEE_TABLE	Cond. SMD 0805	
4	1	C6	100pF	Cond. SMD 0805	CCC085101JCC
5	1	D1	BB515		DIVBB515
6	2	FID1, FID2	FID	Fiducial CS	
7	1	L1	SEE_TABLE	Induttanza cilindrica	
8	1	Q1	BFR520	Trans. NPN SOT23	TRNBFR520
9	1	Q2	BFR540	Trans. NPN SOT23	TRNBFR540
10	1	R1	100H	Res. SMD 0805	RCH085F0100H
11	1	R2	240H	Res. SMD 0805	RCH085F0240H
12	1	R3	7K5	Res. SMD 0805	RCH085F007K5
13	1	R4	100K	Res. SMD 0805	RCH085F0100K
14	1	R5	47K	Res. SMD 0805	RCH085F0047K
15	1	R6	4K7	Res. SMD 0805	RCH085F004K7
16	1	R7	22K	Res. SMD 0805	RCH085F0022K
17	1	R8	825H	Res. SMD 0805	RCH085F0825H
18	1	R9	18H	Res. SMD 0805	RCH085F0018H
19	1	CS		CIRCUITO STAMPATO	CSVCP
20	1	C3	10pF	Cond. SMD 0805	CCC085100JCC pers. Freq.
21	2	C4, C9	5p6	Cond. SMD 0805	CCC0855P6JCC
22	2	C5, C8	18pF	Cond. SMD 0805	CCC085180JCC
23	1	C7	4p7	Cond. SMD 0805	CCC0854P7JCC
24		L1		5 SPIRE FILO DA 0,20 mm SMALTATO SU TUBETTO DIAMETRO 4 INTERNO	
25	2 mm			TUBICINO RILSAN 2x4 2 mm	TUBRI004M002

SL007VC1101



(*)
920MHz:1x=2
800MHz:1x=3
500MHz:1x=1
400MHz:1x=0

Project Name: PONTI2 UNITA		Page: 1 of 1	Size: A4
Designer: Luca Gasparini	Date: Thursday, September 22, 2010	Project Code: 007	
File Location: \\	Revision: 1.1	Description: VCO	
Folder/File: /	Approval:	Part No.: SL007VC1101 (*)	

SL007VC1101

VCO Revised: 23/09/2010

SL007VC1101 500 MHz Revision: 1.1

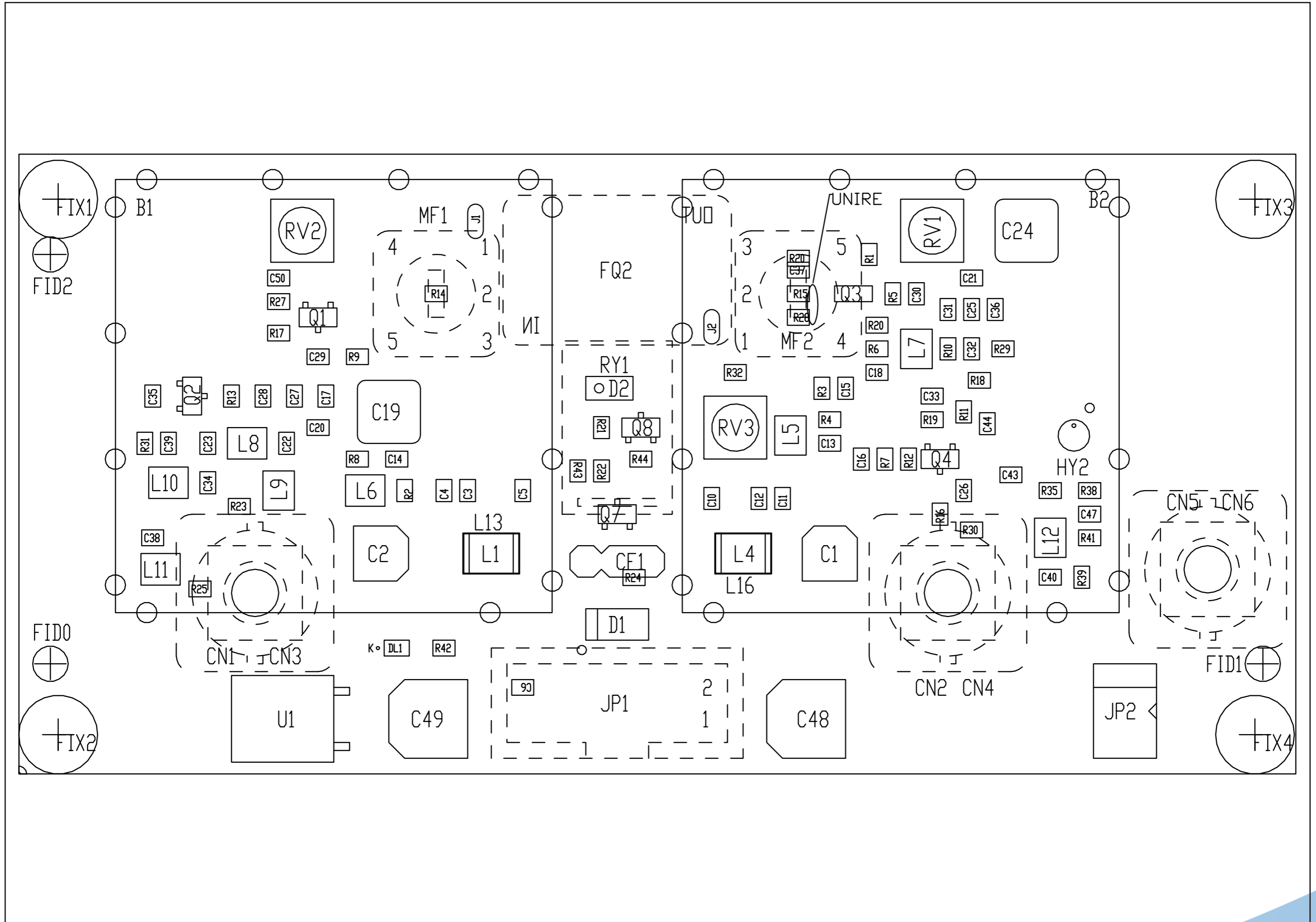
PONTI 2 UNITA

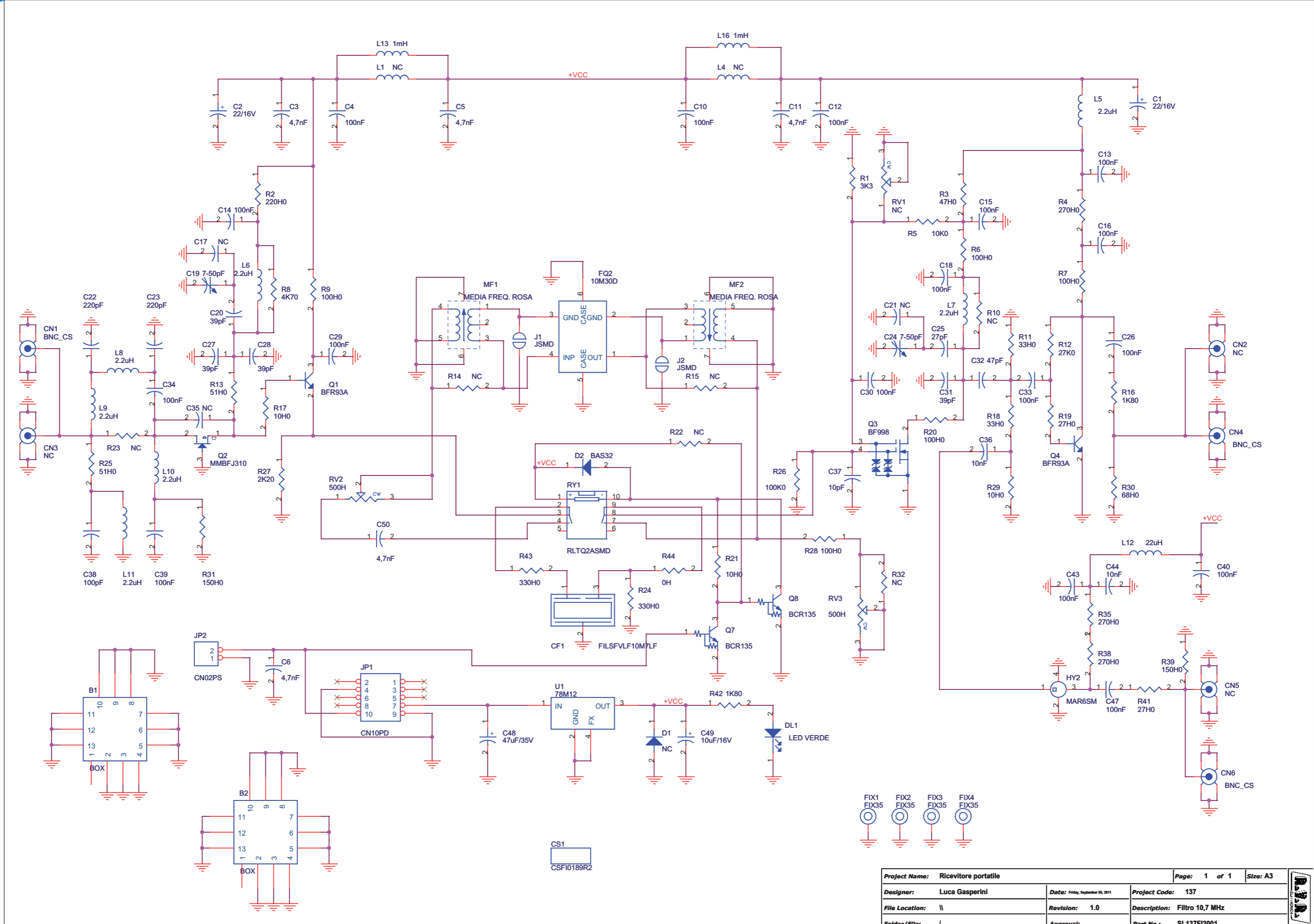
007

Luca Gasperini

Item	Quantity	Reference	Part	{description}	CODICE AS400
1	1	C1	1nF	Cond. SMD 0805	CCC085102GCC
2	1	C2	100nF	Cond. SMD 0805	CCC085104KXC
3	6	C3, C4, C5, C7, C8, C9	SEE_TABLE	Cond. SMD 0805	
4	1	C6	100pF	Cond. SMD 0805	CCC085101JCC
5	1	D1	BB515		DIVBB515
6	2	FID1, FID2	FID	Fiducial CS	
7	1	L1	SEE_TABLE	Induttanza cilindrica	
8	1	Q1	BFR520	Trans. NPN SOT23	TRNBFR520
9	1	Q2	BFR540	Trans. NPN SOT23	TRNBFR540
10	1	R1	100H	Res. SMD 0805	RCH085F0100H
11	1	R2	240H	Res. SMD 0805	RCH085F0240H
12	1	R3	7K5	Res. SMD 0805	RCH085F007K5
13	1	R4	100K	Res. SMD 0805	RCH085F0100K
14	1	R5	47K	Res. SMD 0805	RCH085F0047K
15	1	R6	4K7	Res. SMD 0805	RCH085F004K7
16	1	R7	22K	Res. SMD 0805	RCH085F0022K
17	1	R8	825H	Res. SMD 0805	RCH085F0825H
18	1	R9	18H	Res. SMD 0805	RCH085F0018H
19	1	CS		CIRCUITO STAMPATO	CSVCP
20	3	C3, C7, C8	4p7	Cond. SMD 0805	CCC0854P7JCC
21	1	C4	3p3	Cond. SMD 0805	CCC0853P3JCC
22	1	C5	18pF	Cond. SMD 0805	CCC085180JCC
23	1	C9	10pF	Cond. SMD 0805	CCC085100JCC
24	1	L1		3 SPIRE FILO DA 0,20 mm SMALTATO SU TUBETTO DIAMETRO 4 INTERNO	
25	2 mm			TUBICINO RILSAN 2x4 2 mm	TUBRI004M002

SL137FI2001





Project Name: Ricevitore portatile		Page: 1 of 1	Size: A3
Designer: Luca Gasperini	Date: Friday, September 03, 2011	Project Code: 137	
File Location: \\	Revision: 1.0	Description: Filtro 10,7 MHz	
Folder/File: /	Approval:	Part No.: SL137FI2001	

SL137FI2001

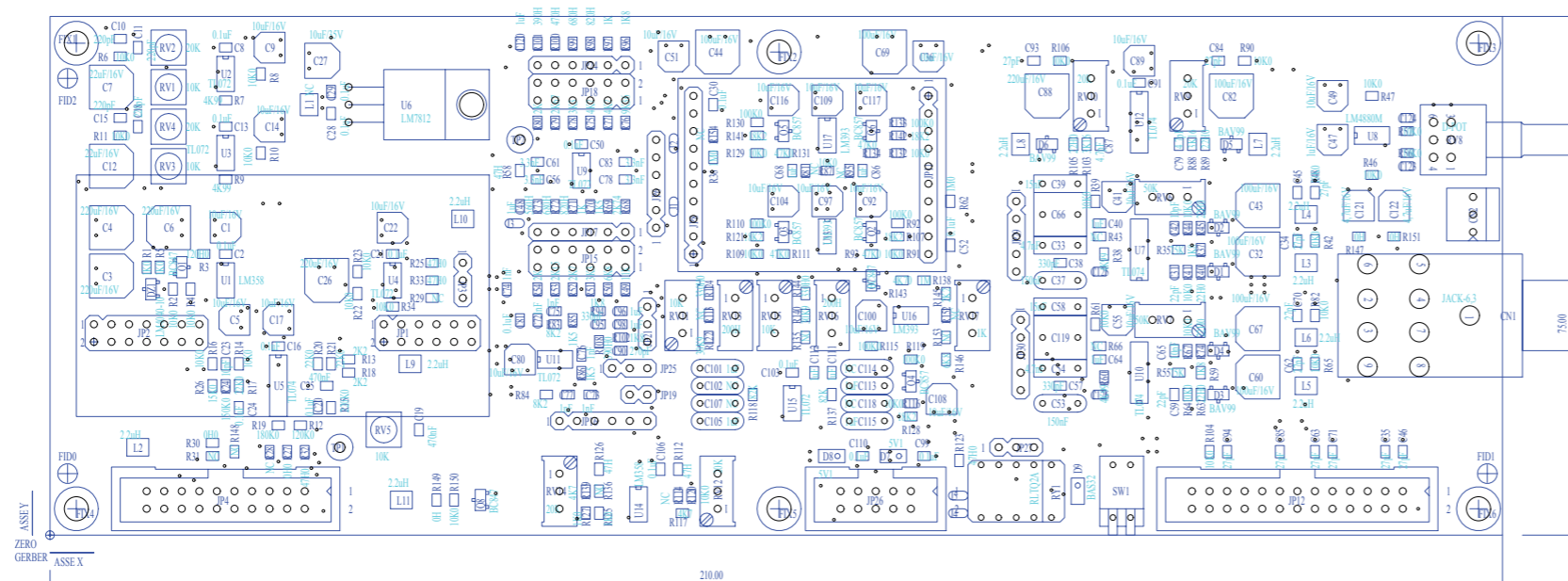
Filtro 10,7 MHz Revised: Friday, September 09, 2011
SL137FI2001 Revision: 1.0

Ricevitore portatile
137

Luca Gasperini

Item	Quantity	Reference	Part	(description)	CODICE AS400
1	2	B1,B2	BOX		BOXVCO110
2	1	CF1	FILTRO 50 KHz	Filtro ceramico	FILSFVLF10M7LF
3	3	CN1,CN4,CN6	BNC_CS	Connettore BNC 10x10 cs	CNTBNCFCFS
4	3	CN2,CN3,CN5	NC	Connettore SMB cs	
5	1	CS1	CSFI0189R2	Circuito stampato	CSFI0189R2
6	2	C1,C2	22/16V	Cond. Elett. SMD d. 4mm	CES226B160
7	5	C3,C5,C6,C11,C50	4,7nF	Cond. SMD 0805	CCC085472KXC
8	17	C4,C10,C12,C13,C14,C15,C16,C18,C26,C29,C30,C33,C34,C39,C40,C43,C47	100nF	Cond. SMD 0805	CCC085104KXC
9	2	C17,C21	NC	Cond. SMD 0805	
10	2	C24,C19	7-50pF	Comp. var. Murata TZB4A	CVF500D4.5SM
11	4	C20,C27,C28,C31	39pF	Cond. SMD 0805 COG	CCC085390JCC
12	2	C23,C22	220pF	Cond. SMD 0805 COG	CCC085221JCC
13	1	C25	27pF	Cond. SMD 0805 COG	CCC085270JCC
14	1	C32	47pF	Cond. SMD 0805 COG	CCC085470JCC
15	1	C35	NC	Cond. SMD 0805 COG	
16	2	C36,C44	10nF	Cond. SMD 0805	CCC085103KXC
17	1	C37	10pF	Cond. SMD 0805 COG	CCC085100JCC
18	1	C38	100pF	Cond. SMD 0805 COG	CCC085101JCC
19	1	C48	47uF/35V	Cond. Elett. SMD d. 6.3mm	CES476C350
20	1	C49	10uF/16V	Cond. Elett. SMD d. 6.3mm	CES106A160
21	1	DL1	LED VERDE	LED SMD 0805	LEDV0805
22	1	D1	NC	MELF SMD Diode	
23	1	D2	BAS32	MINIMELF SMD Diode	DISBAS32
24	4	FIX1, FIX2, FIX3, FIX4	FIX35	Foro fissaggio 3.5mm	
25	1	FQ2	10M30D		FIL10M30DL2G
26	1	HY2	MAR6SM	Ibrido MAR/ERA	MIBMAR6SMD
27	1	JP1	CN10PD	Connettore 10 poli Flat cs	CNTMCSFC10S
28	1	JP2	CN02PS	Connettore 2 poli Mascon	
29	2	J1,J2	J5MD	Pad SMD a saldare	
30	2	L4L1	NC	Induttanza SMD 5032 (2012)	
31	7	L5,L6,L7,L8,L9,L10,L11	2.2uH	Induttanza SMD 3225 (1210)	IMP2U2S120
32	1	L12	22uH	Induttanza SMD 3225 (1210)	IMP22US120
33	2	L13,L16	1mH	Induttanza SMD 4532 (1812)	IMP001MS182
34	2	MF1,MF2	MEDIA FREQ. ROSA	Media frequenza 10x10mm	TRFMF210 O TRFMF110
35	2	Q1,Q4	BFR93A	Trans. NPN SOT23	TRNBFR93
36	1	Q2	MMBFJ310	Trans. FET SOT23	TRNMMBFJ310
37	1	Q3	BF998	Trans. FET dual gate SOT143	TRNBF998
38	2	Q8,Q7	BCR135	Trans./Res. NPN SOT23	TRNBCR135
39	1	RV1	NC	Trimmer SMD	
40	2	RV2,RV3	500H	Trimmer SMD	RVT4X4H0500V
41	1	RY1	RLTQ2ASMD		RLD2V12V05AM
42	1	R1	3K3	Res. SMD 0805 1%	RCH085F003K3
43	1	R2	220H0	Res. SMD 0805 1%	RCH085F0220H
44	1	R3	47H0	Res. SMD 0805 1%	RCH085F0047H
45	3	R4,R35,R38	270H0	Res. SMD 0805 1%	RCH085F0270H
46	1	R5	10K0	Res. SMD 0805 1%	RCH085F0010K
47	5	R6,R7,R9,R20,R28	100H0	Res. SMD 0805 1%	RCH085F0100H
48	1	R8	4K70	Res. SMD 0805 1%	RCH085F04K75
49	5	R10,R14,R15,R23,R32	NC	Res. SMD 0805 1%	
50	2	R18,R11	33H0	Res. SMD 0805 1%	RCH085F0033H
51	1	R12	27K0	Res. SMD 0805 1%	RCH085F0027K
52	2	R25,R13	51H0	Res. SMD 0805 1%	RCH085F0051H
53	1	R16	1K80	Res. SMD 0805 1%	RCH085F001K8
54	3	R17,R29, R21	10H0	Res. SMD 0805 1%	RCH085F0010H
55	2	R41,R19	27H0	Res. SMD 0805 1%	RCH085F0027H
56	1	R44	0H	Res. SMD 0805	RCH085F0000H
57	1	R22	NC	Res. SMD 0805	
58	1	R26	100K0	Res. SMD 0805	RCH085F0100K
59	1	R27	2K20	Res. SMD 0805 1%	RCH085F002K2
60	1	R30	68H0	Res. SMD 0805 1%	RCH085F0068H
61	2	R39,R31	150H0	Res. SMD 0805 1%	RCH085F0150H
62	1	R42	1K80	Res. SMD 0805	RCH085F001K8
63	2	R43, R24	330H0	Res. SMD 0805	RCH085F0330H
64	1	U1	78M12	Stabilizzatore SMD DPAK	CIL78M12DPAK

NOTA1 montare a mano in parallelo a C37
NOTA2 montare R24 a mano tra i pin2-pin3 di CF1

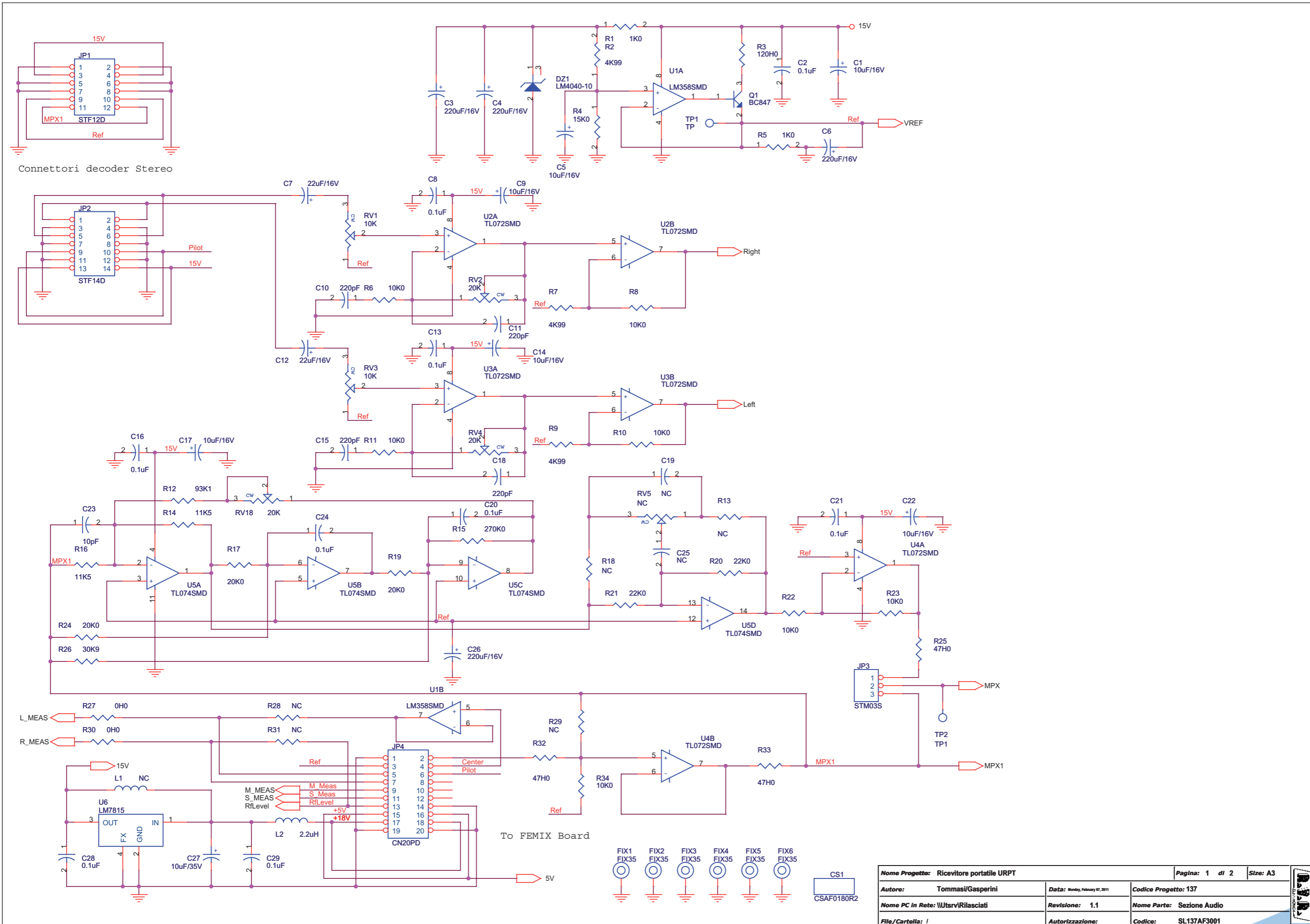


ASSEMBLY
ZERO
GERBER
ASSEMBLY

210.00

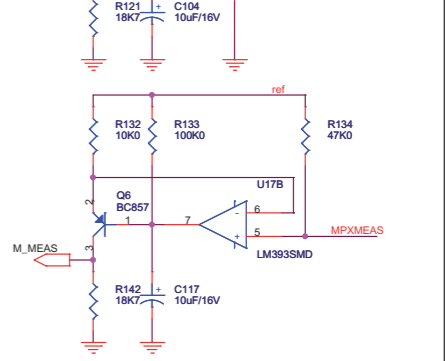
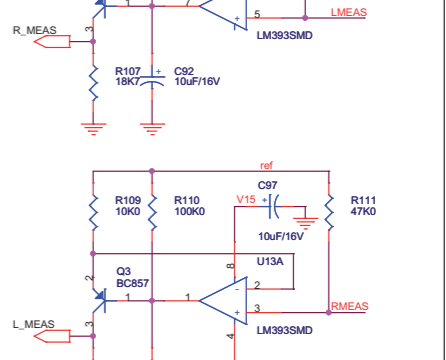
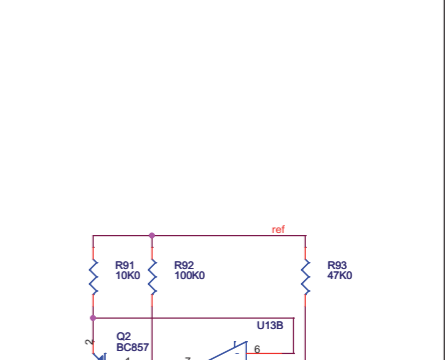
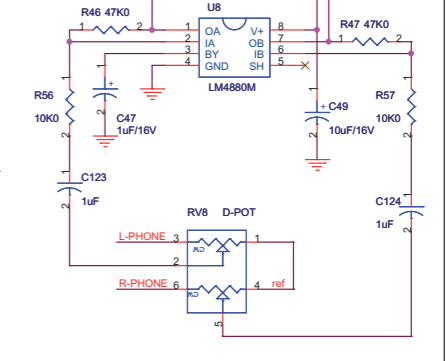
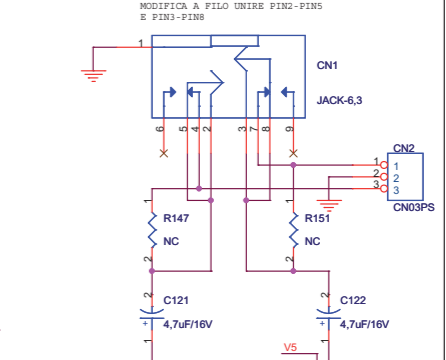
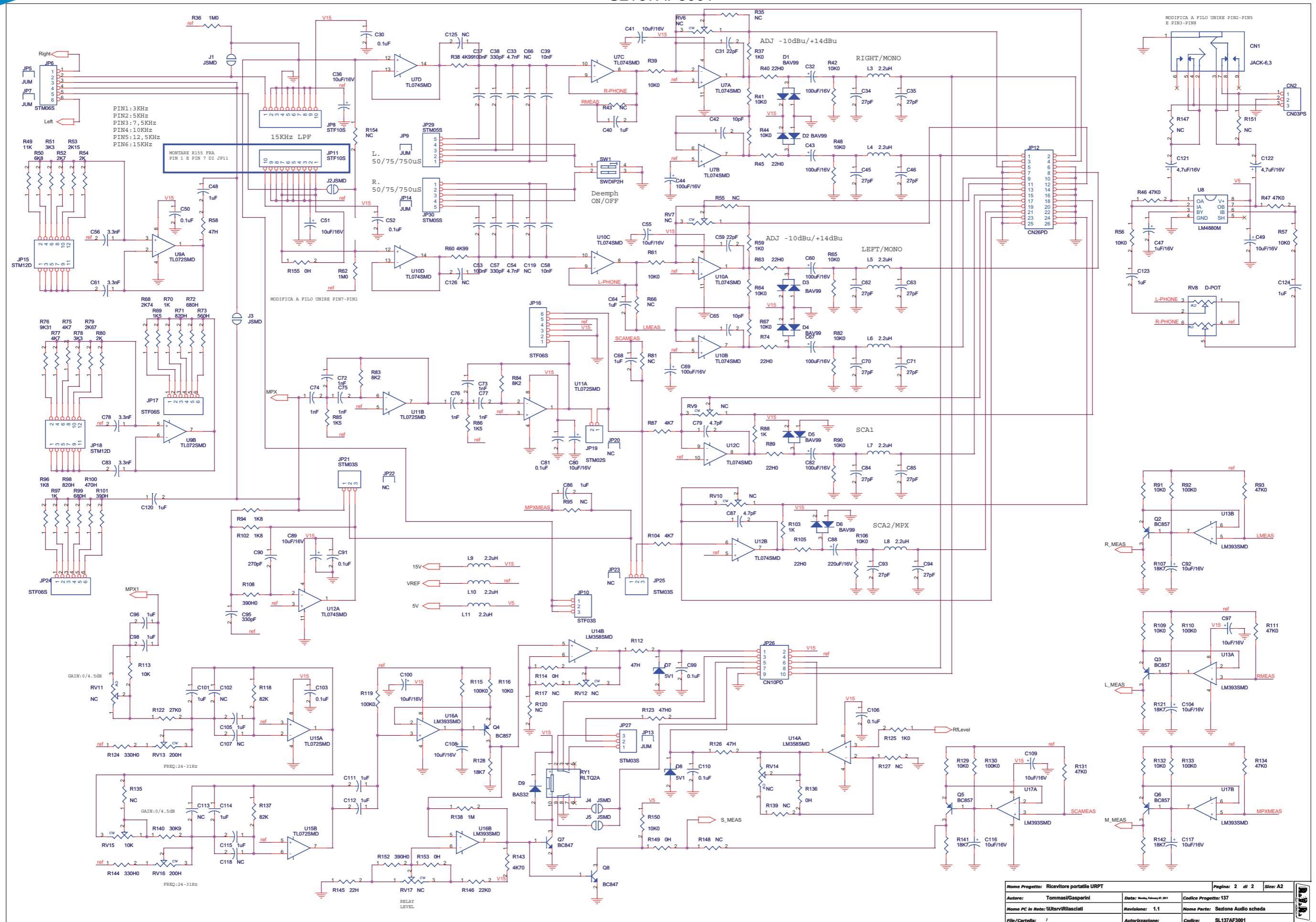
RILASCIO: 13/5/09	DIS. S.POL. CTR. L.G. LATO PIANO DI MONTAGGIO VISTA LATO COMPONENTI	
REV: 2		
DIM.SCHEDA: VEDI QUOTE TRATT.: STANDARD COSTRUTTORE	DENOMINAZIONE SCHEDA AUDIO IF 70 MHZ	
MAT.: FR4-74 1.6mm Cu35um VISTA POSITIVA	CODICE CSAF0180R2	RVR ELETTRONICA S.P.A. SCALA 1:1

SL137AF3001



Nome Progetto: Ricevitore portatile URPT	Pagina: 1 di 2	Size: A3
Autore: Tommasi/Gasperini	Data: Monday, February 07, 2011	Codice Progetto: 137
Nome PC in Rete: \\Utsrv\Rilasciati	Revisione: 1.1	Nome Parte: Sezione Audio
File/Cartella: I	Autorizzazione:	Codice: SL137AF3001

SL137AF3001



Nome Progetto: Ricettore portatile URPT	Pagina: 2 di 2	Size: A2
Autore: Tommasi Gasparini	Data: Monday, February 28, 2011	Codice Progetto: 137
Nome PC in Rete: ULRV0Rilasciati	Revisione: 1.1	Nome Parte: Sezione Audio scheda
File/Cartella: /	Autore/Revisione:	Codice: SL137AF3001

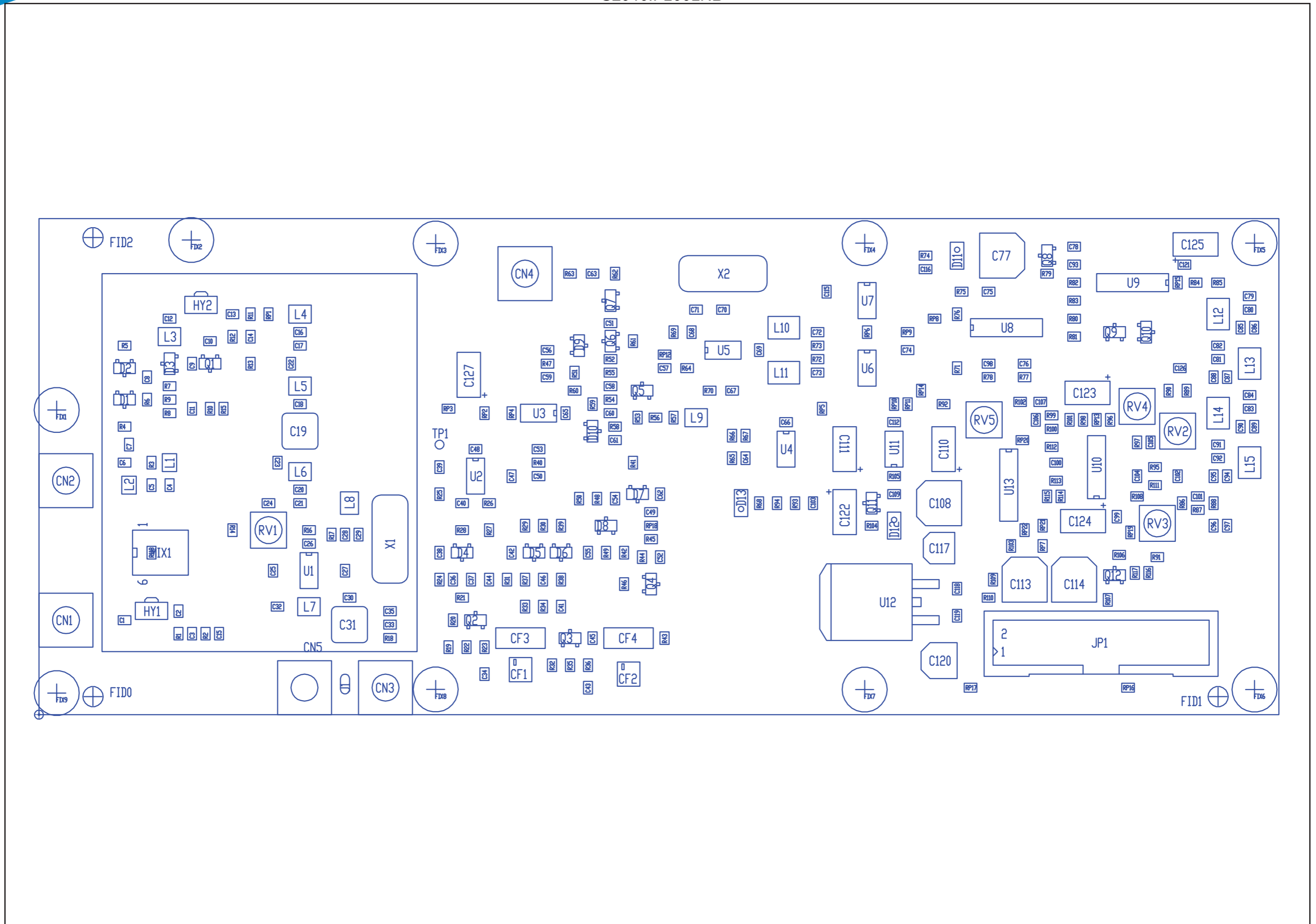
SL137AF3001

Sezione Audio Revised: 07/02/2011
 SL137AF3001 Revision: 1.1
 Ricevitore portatile URPT
 137

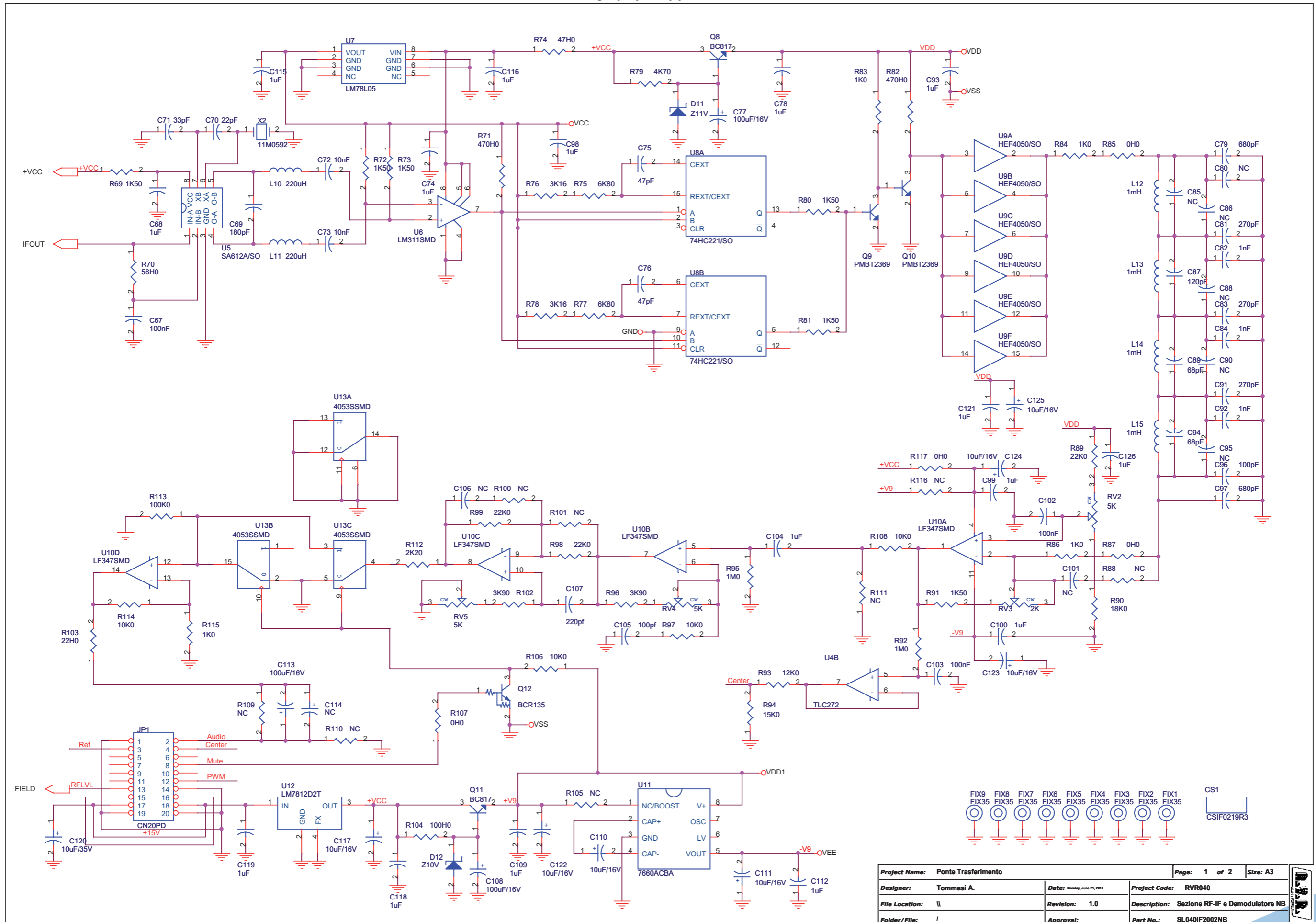
Tommasi/Gasperini

Item	Quantity	Reference	Part	(description)
1	1	CN1	JACK-6,3	
2	1	CN2	CN03PS	Connettore 3 poli Mascon
3	1	CS1	CSAF0180R2	Circuito stampato
4	21	C1, C5, C9, C14, C17, C22, C36, C41, C49, C51, C55, C80, C89, C92, C97, C100, C104, C108, C109, C116, C117	10uF/16V	Cond. Elett. SMD d. 4mm
5	18	C2, C8, C13, C16, C20, C21, C24, C28, C29, C30, C50, C52, C81, C91, C99, C103, C106, C110	0.1uF	Cond. SMD 0805
6	5	C3, C4, C6, C26, C88	220uF/16V	Cond. Elett. SMD d. 6.3mm
7	2	C7, C12	22uF/16V	Cond. Elett. SMD d. 6.3mm
8	4	C10, C11, C15, C18	220pF	Cond. SMD 0805
9	4	C19, C25, C125, C126	NC	Cond. SMD 0805
10	3	C23, C42, C65	10pF	Cond. SMD 0805
11	1	C27	10uF/35V	Cond. Elett. SMD d. 5mm
12	2	C31, C59	22pF	Cond. SMD 0805
13	7	C32, C43, C44, C60, C67, C69, C82	100uF/16V	Cond. Elett. SMD d. 6.3mm
14	2	C54, C33	4.7nF	Cond. Poliestere p 5mm
15	12	C34, C35, C45, C46, C62, C63, C70, C71, C84, C85, C93, C94	27pF	Cond. SMD 0805
16	2	C37, C53	100nF	Cond. ceramico p 5mm
17	3	C38, C57, C95	330pF	Cond. SMD 0805
18	2	C58, C39	10nF	Cond. Poliestere p 5mm
19	12	C40, C48, C64, C68, C86, C96, C98, C111, C112, C120, C123, C124	1uF	Cond. SMD 0805
20	1	C47	1uF/16V	Cond. Elett. SMD d. 4mm
21	4	C56, C61, C78, C83	3.3nF	Cond. SMD 0805 COG
22	2	C66, C119	NC	Cond. Poliestere p 5mm (5*7mm)
23	6	C72, C73, C74, C75, C76, C77	1nF	Cond. SMD 0805
24	2	C87, C79	4.7pF	Cond. SMD 0805
25	1	C90	270pF	Cond. SMD 0805
26	4	C101, C105, C114, C115	1uF	Cond. ceramico p 5mm
27	4	C102, C107, C113, C118	NC	Cond. ceramico p 5mm
28	2	C121, C122	4.7uF/16V	Cond. Elett. SMD d. 4mm
29	1	DZ1	LM4040-10	Diode Zener SMD SOT23
30	6	D1, D2, D3, D4, D5, D6	BAV99	Doppio Diode SMD SOT23
31	2	D8, D7	5V1	MINIMELF SMD Zener Diode
32	1	D9	BAS32	MINIMELF SMD Diode
33	6	FIX1, FIX2, FIX3, FIX4, FIX5, FIX6	FIX35	Foro fissaggio 3.5mm
34	1	JP1	STF12D	Strip femmina 12 pin doppia fila
35	1	JP2	STF14D	Strip femmina 14 pin doppia fila
36	4	JP3, JP21, JP25, JP27	STM03S	Strip maschio 3 pin
37	1	JP4	CN20PD	Connettore 20 poli Flat cs
38	5	JP5, JP7, JP9, JP13, JP14	JUM	Ponticello Jumper
39	1	JP6	STM06S	Strip maschio 6 pin
40	2	JP8, JP11	NC	Strip femmina 10 pin
41	5	JP10	STF03S	Strip femmina 3 pin
42	1	JP12	CN26PD	Connettore 26 poli Flat cs
43	2	JP18, JP15	STM12D	Strip femmina 12 pin doppia fila
44	3	JP16, JP17, JP24	STM06S	Strip maschio 6 pin
45	1	JP19	STM02S	Strip maschio 2 pin
46	3	JP20, JP22, JP23	NC	Ponticello Jumper
47	1	JP26	CN10PD	Connettore 10 poli Flat cs
48	2	JP30, JP29	STM05S	Strip maschio 5 pin
49	5	J1, J2, J3, J4, J5	JSMD	Pad SMD a saldare
50	1	L1	NC	Induttanza SMD 3225 (1210)
51	10	L2, L3, L4, L5, L6, L7, L8, L9, L10, L11	2.2uH	Induttanza SMD 3225 (1210)
52	3	Q1, Q7, Q8	BC847	Trans. NPN SOT23
53	5	Q2, Q3, Q4, Q5, Q6	BC857	Trans. PNP SOT23
54	2	RV1, RV3	10K	Trimmer SMD
55	3	RV2, RV4, RV18	20K	Trimmer SMD
56	1	RV5	NC	Trimmer SMD
57	8	RV6, RV7, RV9, RV10, RV11, RV12, RV14, RV17	NC	Trimmer Rg V 3296W
58	1	RV8	D-POT	
59	2	RV16, RV13	200H	Trimmer Rg O 3296W
60	1	RV15	10K	Trimmer Rg O 3296W
61	1	RY1	RLTQ2A	Rele' TQ2
62	9	R1, R5, R97, R70, R125, R37, R59, R103, R88	1K0	Res. SMD 0805 1%
64	1	R3	120H0	Res. SMD 0805
65	1	R4	15K0	Res. SMD 0805 1%

Item	Quantity	Reference	Part	(description)
66	28	R6, R8, R10, R11, R22, R23, R34, R39, R41, R42, R44, R48, R56, R57, R61, R64, R65, R67, R82, R90, R91, R106, R109, R116, R129, R132, R150, R113	10K0	Res. SMD 0805
67	5	R2, R7, R9, R38, R60	4K99	Res. SMD 0805
68	1	R12	93K1	Res. SMD 0805
69	20	R13, R18, R28, R29, R31, R43, R66, R81, R95, R117, R120, R127, R135, R139, R147, R148, R151, R154	NC	Res. SMD 0805
70	2	R14, R16	11K5	Res. SMD 0805
71	1	R15	270K0	Res. SMD 0805
72	3	R17, R19, R24	20K0	Res. SMD 0805
73	3	R20, R21, R146	22K0	Res. SMD 0805
74	4	R25, R32, R33, R123	47H0	Res. SMD 0805
75	2	R140, R26	30K9	Res. SMD 0805
76	2	R27, R30	0H0	Res. SMD 0805
77	2	R36, R62	1M0	Res. SMD 0805
78	5	R94, R96, R102	1K8	Res. SMD 0805
79	6	R40, R45, R63, R74, R89, R105	22H0	Res. SMD 0805
80	6	R46, R47, R93, R111, R131, R134	47K0	Res. SMD 0805
81	1	R49	11K	Res. SMD 0805
82	1	R50	6K8	Res. SMD 0805
83	2	R78, R51	3K3	Res. SMD 0805
84	1	R52	2K7	Res. SMD 0805
85	1	R53	2K15	Res. SMD 0805
86	2	R80, R54	2K	Res. SMD 0805
87	3	R58, R112, R126	47H	Res. SMD 0805
88	1	R68	2K74	Res. SMD 0805
89	3	R69, R85, R86	1K5	Res. SMD 0805
90	2	R35, R55	NC	Res. SMD 0805
91	2	R71, R98	820H	Res. SMD 0805
92	2	R99, R72	680H	Res. SMD 0805
93	1	R73	560H	Res. SMD 0805
94	5	R75, R77, R143, R87, R104	4K7	Res. SMD 0805
95	1	R76	9K31	Res. SMD 0805
96	1	R79	2K67	Res. SMD 0805
97	2	R83, R84	8K2	Res. SMD 0805
99	6	R92, R110, R115, R119, R130, R133	100K0	Res. SMD 0805
100	1	R100	470H	Res. SMD 0805
101	1	R101	390H	Res. SMD 0805
102	5	R107, R121, R128, R141, R142	18K7	Res. SMD 0805
103	2	R108, R152	390H0	Res. SMD 0805
104	4	R114, R136, R149, R153	0H	Res. SMD 0805
105	2	R118, R137	82K	Res. SMD 0805
106	1	R122	27K0	Res. SMD 0805
107	2	R144, R124	330H0	Res. SMD 0805
108	1	R155	0H	Res. 1/4 W
109	1	R138	1M	Res. SMD 0805
111	1	R145	22H	Res. SMD 0805
112	1	SW1	SWDIP2H	Dip switch 2 vie Pianof.
113	1	TP1	TP	Test point
114	1	TP2	TP1	Test point
115	2	U14, U1	LM358SMD	Dual Op. SMD SO8
116	6	U2, U3, U4, U9, U11, U15	TL072SMD	Dual Op. SMD SO8
117	4	U5, U7, U10, U12	TL074SMD	Quad Op. SMD SO14
118	1	U6	LM7815	Stabilizzatore TO220
119	1	U8	LM4880M	Headphone amplif.
120	3	U13, U16, U17	LM393SMD	Dual Comp. SMD SO8

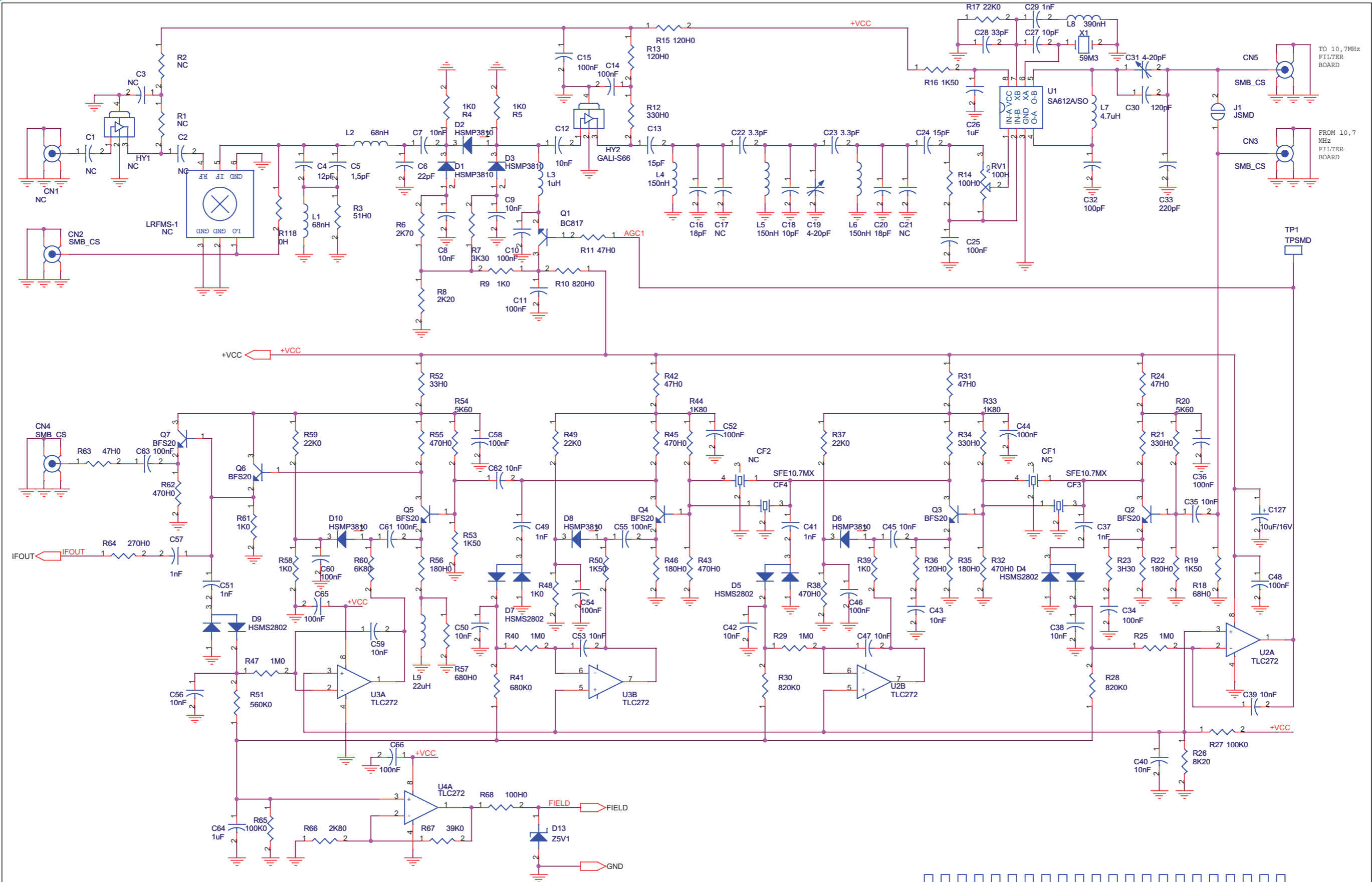


SL040IF2002NB



Project Name:	Ponte Trasferimento	Page:	1 of 2	Size:	A3
Designer:	Tommasi A.	Date:	Monday, June 21, 2010	Project Code:	RVR040
File Location:	\\	Revision:	1.0	Description:	Sezione RF-IF e Demodulatore NB
Folder/File:	/	Approval:		Part No.:	SL040IF2002NB

SL040IF2002NB



Project Name: Ponte trasferimento		Page: 2 of 2	Size: A3
Designer: Tommasi A.	Date: Monday, June 21, 2010	Project Code: RVR040	
File Location: \\	Revision: 1.0	Description: Sezione RF-IF e Demodulatore	
Folder/File: /	Approval:	Part No.: SL040IF2002NB	

SL040IF2002NB

Sezione RF-IF e Demodulatore Revised: 21/06/2010

SL040IF2002NB Revision: 1.0

A. Tommasi

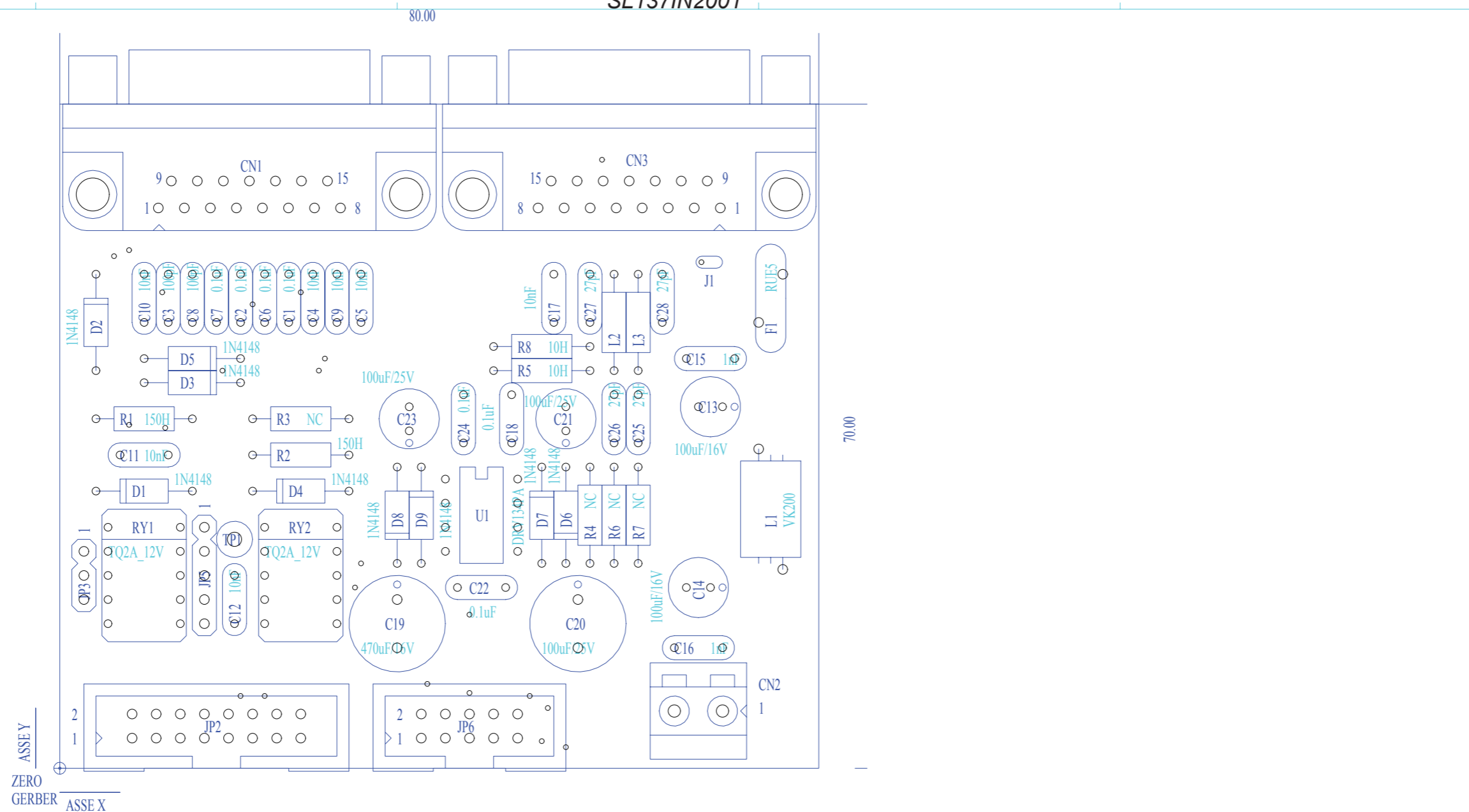
Ponte trasferimento

RVR040

Item	Quantity	Reference	Part	Description
1	2	CF1,CF2	NC	Filtro ceramico SMD
2	2	CF3,CF4	SFE10.7MX	Filtro ceramico
3	4	CN3,CN2,CN4,CN5	SMB_CS	Connettore SMB cs
4	1	CN1	NC	Connettore SMB cs
5	1	CS1	CSIF0219R3	Circuito stampato
6	2	C18,C27	10pF	Cond. SMD 0805
7	22	C10,C11,C14,C15,C25, C34,C36,C44,C46,C48,C52, C54,C55,C58,C60,C61,C63, C65,C66,C67,C102,C103	100nF	Cond. SMD 0805
8	1	C4	12pF	Cond. SMD 0805
9	1	C5	1,5pF	Cond. SMD 0805
10	2	C6,C70	22pF	Cond. SMD 0805
11	19	C7,C8,C9,C12,C35,C38,C39, C40,C42,C43,C45,C47,C50, C53,C56,C59,C62,C72,C73	10nF	Cond. SMD 0805
12	2	C13,C24	15pF	Cond. SMD 0805
13	2	C16,C20	18pF	Cond. SMD 0805
14	10	C1,C2,C17,C21,C80,C85,C86,C88, C3 C90,C95,C101,C106	NC	Cond. SMD 0805
15	2	C19,C31	4-20pF	Comp. var. Murata TZB4A
16	2	C22,C23	3.3pF	Cond. SMD 0805
17	18	C26,C64,C68,C74,C78,C93, C98,C99,C100,C104,C109, C112,C115,C116,C118,C119, C121,C126	1uF	Cond. SMD 0805
18	2	C28,C71	33pF	Cond. SMD 0805
19	9	C29,C37,C41,C49,C51,C57, C82,C84,C92	1nF	Cond. SMD 0805
20	2	C30,C87	120pF	Cond. SMD 0805
21	3	C32,C96,C105	100pf	Cond. SMD 0805
22	2	C33,C107	220pf	Cond. SMD 0805
23	1	C69	180pF	Cond. SMD 0805
24	2	C75,C76	47pF	Cond. SMD 0805
25	3	C77,C108,C113	100uF/16V	Cond. Elett. SMD d. 6.3mm
26	2	C79,C97	680pF	Cond. SMD 0805
27	3	C81,C83,C91	270pF	Cond. SMD 0805
28	2	C89,C94	68pF	Cond. SMD 0805
29	7	C110,C111,C122,C123,C124, C125,C127	10uF/16V	Cond. Elett. SMD tant. size C
30	1	C114	NC	Cond. Elett. SMD d. 6.3mm
31	1	C117	10uF/16V	Cond. Elett. SMD d. 4mm
32	1	C120	10uF/35V	Cond. Elett. SMD d. 5mm
33	6	D1,D2,D3,D6,D8,D10	HSMP3810	Diode SMD SOT23
34	4	D4,D5,D7,D9	HSMS2802	Doppio Diode SMD SOT23
35	1	D11	Z11V	MINIMELF SMD Zener Diode
36	1	D12	Z10V	MINIMELF SMD Zener Diode
37	1	D13	Z5V1	MINIMELF SMD Zener Diode
38	9	FIX1,FIX2,FIX3,FIX4,FIX5, FIX6,FIX7,FIX8,FIX9	FIX35	Foro fissaggio 3.5mm
39	2	HY2	GALI-S66	RF HIBRYD AMPLIFIER
40	1	JP1	CN20PD	Connettore 20 poli Flat cs
41	2	L1,L2	68nH	Induttanza SMD 2520 (1008)
42	1	L3	1uH	Induttanza SMD 3225 (1210)
43	3	L4,L5,L6	150nH	Induttanza SMD 3225 (1210)
44	1	L7	4.7uH	Induttanza SMD 3225 (1210)
45	1	L8	390nH	Induttanza SMD 3225 (1210)
46	1	L9	22uH	Induttanza SMD 3225 (1210)
47	2	L10,L11	220uH	Induttanza SMD 4532 (1812)
48	4	L12,L13,L14,L15	1mH	Induttanza SMD 4532 (1812)

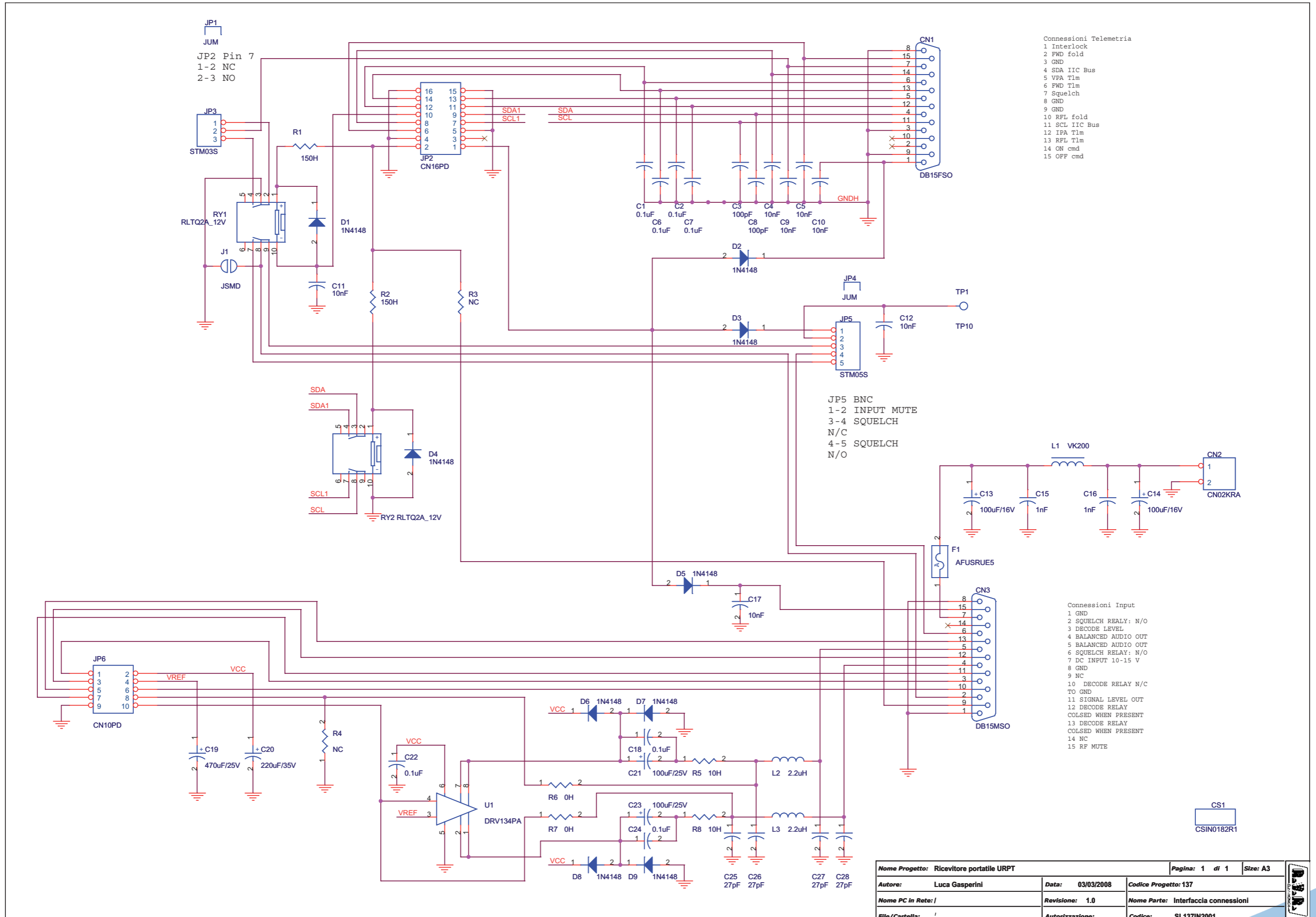
49	1	MIX1, HY1	NC	Mixer SMD serie RSM
50	3	Q1,Q8,Q11	BC817	Trans. NPN SOT23
51	6	Q2,Q3,Q4,Q5,Q6,Q7	BFS20	Trans. NPN SOT23
52	2	Q9,Q10	PMBT2369	Trans. NPN SOT23
53	1	Q12	BCR135	Trans./Res. NPN SOT23
54	27	RP1,RP2,RP3,RP4,RP5,RP6, RP7,RP8,RP9,RP10,RP11, RP12,RP13,RP14,RP15,RP16, RP17,RP18,RP19,RP20,RP21, RP22,R85,R87,R107,R118, R117	0H0	Res. SMD 0805 1%
55	1	RV1	100H	Trimmer SMD
56	3	RV2,RV4,RV5	5K	Trimmer SMD
57	1	RV3	2K	Trimmer SMD
58	3	R12,R21,R34	330H0	Res. SMD 0805 1%
59	3	R13,R36, R15	120H0	Res. SMD 0805 1%
60	1	R3	51H0	Res. SMD 0805 1%
61	11	R4,R5,R9,R39,R48,R58,R61, R115 R83,R84,R86	1K0	Res. SMD 0805 1%
62	1	R6	2K70	Res. SMD 0805 1%
63	1	R7	3K30	Res. SMD 0805 1%
64	2	R8,R112	2K20	Res. SMD 0805 1%
65	1	R10	820H0	Res. SMD 0805 1%
66	6	R11,R24,R31,R42,R63,R74	47H0	Res. SMD 0805 1%
67	3	R14,R68,R104	100H0	Res. SMD 0805 1%
68	1	R70	56H0	Res. SMD 0805 1%
69	10	R16,R19,R50,R53,R69,R72, R73,R80,R81,R91	1K50	Res. SMD 0805 1%
70	7	R17,R37,R49,R59,R89,R98, R99	22K0	Res. SMD 0805 1%
71	1	R18	68H0	Res. SMD 0805 1%
72	2	R20,R54	5K60	Res. SMD 0805 1%
73	4	R22,R35,R46,R56	180H0	Res. SMD 0805 1%
74	1	R23	3H30	Res. SMD 0805 1%
75	6	R25,R29,R40,R47,R92,R95	1M0	Res. SMD 0805 1%
76	1	R26	8K20	Res. SMD 0805 1%
77	3	R27,R65,R113	100K0	Res. SMD 0805 1%
78	2	R28,R30	820K0	Res. SMD 0805 1%
79	8	R32,R38,R43,R45,R55,R62, R71,R82	470H0	Res. SMD 0805 1%
80	2	R33,R44	1K80	Res. SMD 0805 1%
81	1	R41	680K0	Res. SMD 0805 1%
82	1	R51	560K0	Res. SMD 0805 1%
83	1	R52	33H0	Res. SMD 0805 1%
84	1	R57	680H0	Res. SMD 0805 1%
85	3	R60,R75,R77	6K80	Res. SMD 0805 1%
86	1	R64	270H0	Res. SMD 0805 1%
87	1	R66	2K80	Res. SMD 0805 1%
88	1	R67	39K0	Res. SMD 0805 1%
89	2	R76,R78	3K16	Res. SMD 0805 1%
90	1	R79	4K70	Res. SMD 0805 1%
91	10	R88,R100,R101,R105,R111,R1,R2,R110 R116,R109	NC	Res. SMD 0805 1%
92	1	R90	18K0	Res. SMD 0805 1%
93	1	R93	12K0	Res. SMD 0805 1%
94	1	R94	15K0	Res. SMD 0805 1%
95	2	R96,R102	3K90	Res. SMD 0805 1%
96	4	R97,R106,R108 R114	10K0	Res. SMD 0805 1%
97	1	R103	22H0	Res. SMD 0805 1%
98	1	TP1	TPSMD	Piazzola SMD
99	2	U1,U5	SA612A/SO	RF converter
100	3	U2,U3,U4	TLC272	Dual Op. SMD SO8
101	1	U6	LM311SMD	Comp. SMD SO8
102	1	U7	LM78L05	Stabilizzatore SMD SO8
103	1	U8	74HC221/SO	Dual monost. multi SMD
104	1	U9	HEF4050/SO	Hex buffer SMD SO16
105	1	U10	LF347SMD	Quad Op. SMD SO14
106	1	U11	7660ACBA	Switched capacitor supply inverter
107	1	U12	LM7812D2T	Stabilizzatore SMD D2PAK
108	1	U13	4053SSMD	Triple bilat. switch
109	1	X1	59M3	Quarzo SMD HC49SMD
110	1	X2	11M0592	Quarzo SMD HC49SMD

SL137IN2001



DATA RILASCIO: 31/1/08		DIS. S.POL.	
REV:		CTR. L.G.	
		LATO PIANO DI MONTAGGIO	
		VISTA LATO COMPONENTI	
DIM.SCHEDA: VEDI QUOTE	DENOMINAZIONE		
TRATT: STANDARD COSTRUTTORE	INTERFAZZIA CONNESSIONI		
MAT: FR4-74 1.6mm Cu 35um	CODICE		
VISTA POSITIVA	CSIN0182R1	RVR ELETTRONICA S.P.A.	SCALA 1:1

SL137IN2001



Nome Progetto: Ricevitore portatile URPT		Pagina: 1 di 1		Size: A3
Autore: Luca Gasperini	Data: 03/03/2008	Codice Progetto: 137		
Nome PC in Rete: /	Revisione: 1.0	Nome Parte: Interfaccia connessioni		
File/Cartella: /	Autorizzazione:	Codice: SL137IN2001		

SL137IN2001

Interfaccia connessioni - SL137IN2001

03/03/2008 Revision: 1.0

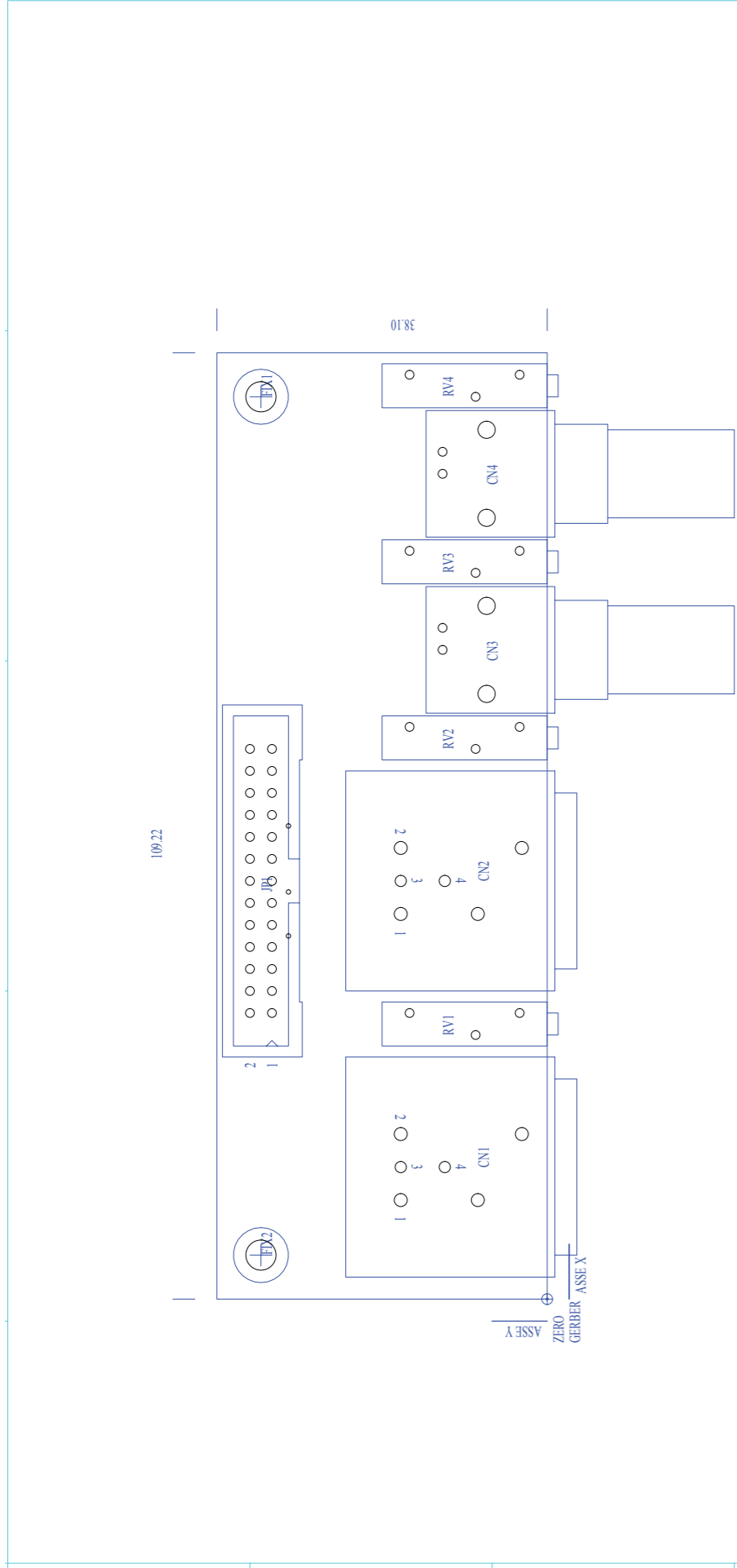
Ricevitore portatile URPT

137

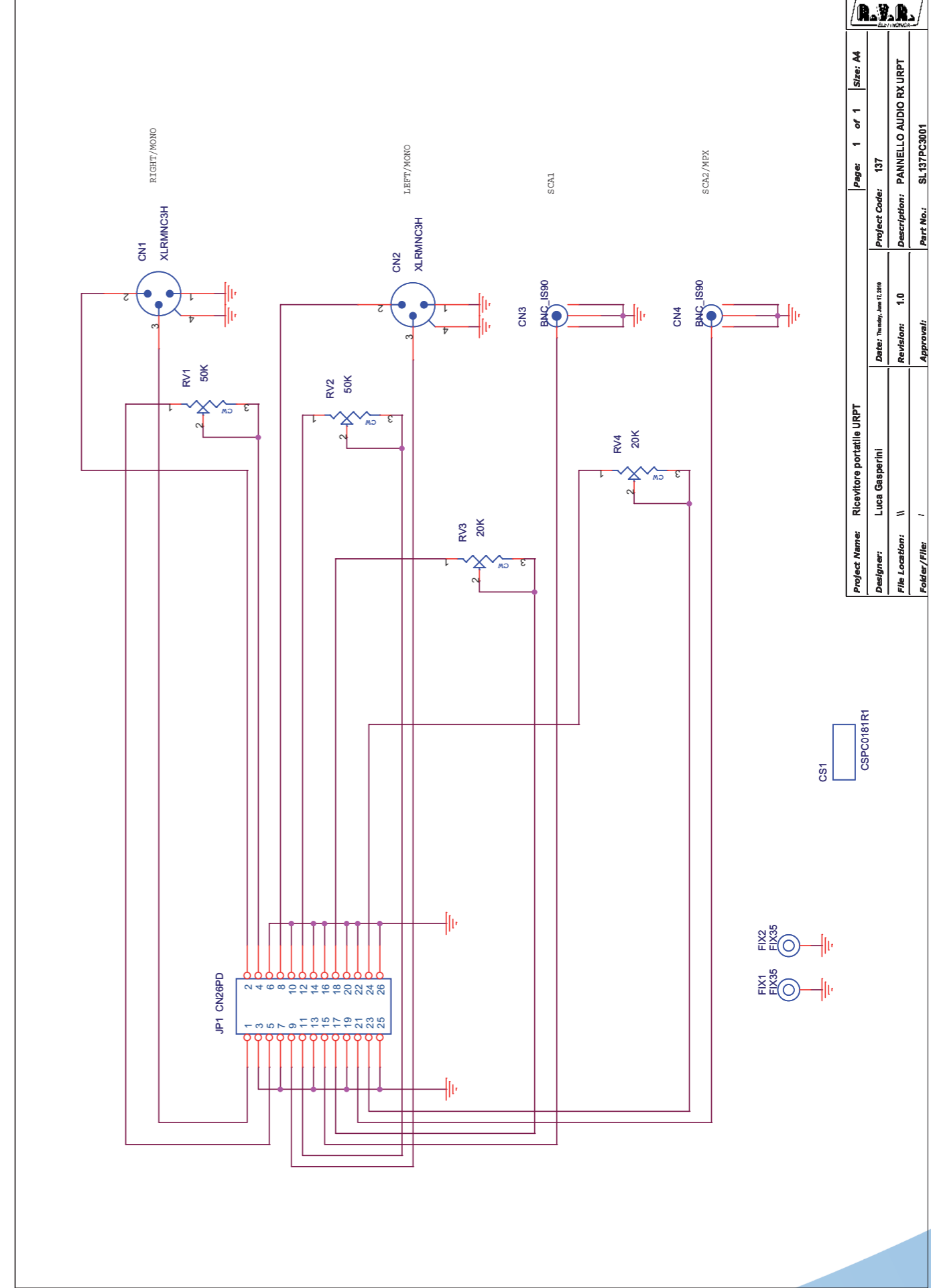
Luca Gasperini

Item	Quantity	Reference	Part	{description}
1	1	CN1	DB15FSO	Connettore DB15 femm. cs 90°
2	1	CN2	CN02KRA	Conn. tipo KRA a 2 poli
3	1	CN3	DB15MSO	Connettore DB15 mas. cs 90°
4	1	CS1	CSIN0182R1	Circuito stampato
5	7	C1, C2, C6, C7, C18, C22, C24	0.1uF	Cond. ceramico p 5mm
6	2	C3, C8	100pF	Cond. ceramico p 5mm
7	7	C4, C5, C9, C10, C11, C12, C17	10nF	Cond. ceramico p 5mm
8	2	C14, C13, C21, C23	100uF/16V	Cond. Elettr. Dia 6.5 P2.54
9	2	C15, C16	1nF	Cond. ceramico p 5mm
10	1	C19	470uF/16V	Cond. Elettr. Dia 10 P5.08
11	1	C20	220uF/25V	Cond. Elettr. Dia 10 P5.08
13	4	C25, C26, C27, C28	27pF	Cond. ceramico p 5mm
14	9	D1, D2, D3, D4, D5, D6, D7, D8, D9	1N4148	Diodo in vetro DO35
15	1	F1	RXE300	Fusibile autorip. RUE p5mm
16	3	JP1, JP4	JUM	Ponticello Jumper
17	1	JP2	CN16PD	Connettore 16 poli Flat cs
18	1	JP3	STM03S	Strip maschio 3 pin
19	1	JP5	STM05S	Strip maschio 5 pin
20	1	JP6	CN10PD	Connettore 10 poli Flat cs
21	1	J1	JSMD	Pad SMD a saldare
22	1	L1	VK200	Induttanza cilindrica VK200
23	2	L3, L2	2.2uH	Induttanza cilindrica
24	2	RY2, RY1	RLTQ2A_12V	Rele' TQ2
25	2	R1, R2	150H	Res. 1/4W
26	1	R3	NC	Res. 1/4W
27	3	R4	NC	Res. 1/4W 1%
28	2	R5, R8	10H	Res. 1/4W 1%
29	2	R6, R7	0H	Res. 1/4W
30	1	TP1	TP10	Foro dia. 1mm
31	1	U1	NC	Diff. Out Amp

SL137PC3001



DATA RILASCIO:	30/1/08	DIS. S.POL.	
REV:		CTR. L.G.	
DIM.SCHEDA:	VEDI QUOTE	LATO PIANO DI MONTAGGIO	
TRATT:	STANDARD COSTRUTTORE	VISTA LATO COMPONENTI	
MAT:	FR4-74 1.6mm Cu 35um		
VISTA	POSITIVA		
DENOMINAZIONE	PANNELLO AUDIO RX URPT		
CODICE	CSPC0181R1	RVR ELETTRONICA S.P.A.	SCALA 1:1



Project Name:	Ricevitore portatile URPT	Page:	1 of 1	Size:	A4
Designer:	Luca Gasparini	Project Code:	137		
File Location:	\\	Description:	PANNELLO AUDIO RX URPT		
Folder/File:	/	Revision:	1.0		
		Approval:			
		Date:	Monday, Jan 11, 2010		
		Part No.:	SL137PC3001		

SL137PC1002

PANNELLO AUDIO RX URPT - SL137PC3001

17/06/2010 Revision: 1.0

Ricevitore portatile URPT

137

Luca Gasperini

Item	Quantity	Reference	Part	{DESCRIPTION}
1	2	CN1, CN2	XLRMNC3H	Connettore XLR NC3 mas. cs 90°
2	2	CN3, CN4	BNC_IS90	Connettore BNC metallico 90°
3	1	CS1	CSPC0181R1	Circuito stampato
4	2	FIX2, FIX1	FIX35	Foro fissaggio 3.5mm
5	1	JP1	CN26PD	Connettore 26 poli Flat cs
6	2	RV1, RV2	50K	Trimmer Rg H 3006
7	2	RV3, RV4	20K	Trimmer Rg H 3006