



TEX702TFT

TECHNICAL ANNEX VOLUME2



R.V.R. Elettronica S.r.l.
Via del Fonditore, 2 / 2c
40138 · Bologna · Italy
Phone: +39 051 6010506 · Fax: +39 051 6011104
e-mail: info@rvr.it · web: http://www.rvr.it

Member of CISQ Federation



The RVR Logo, and others referenced RVR products and services are trademarks of RVR Elettronica in Italy, other countries or both. RVR © 1998 all rights reserved.
All other trademarks, trade names or logos used are property of their respective owners.

Manufactured by R.V.R. ELETTRONICA Italy



Appendix A Piani di montaggio, schemi elettrici, liste componenti / *Component layouts, schematics, bills of material*

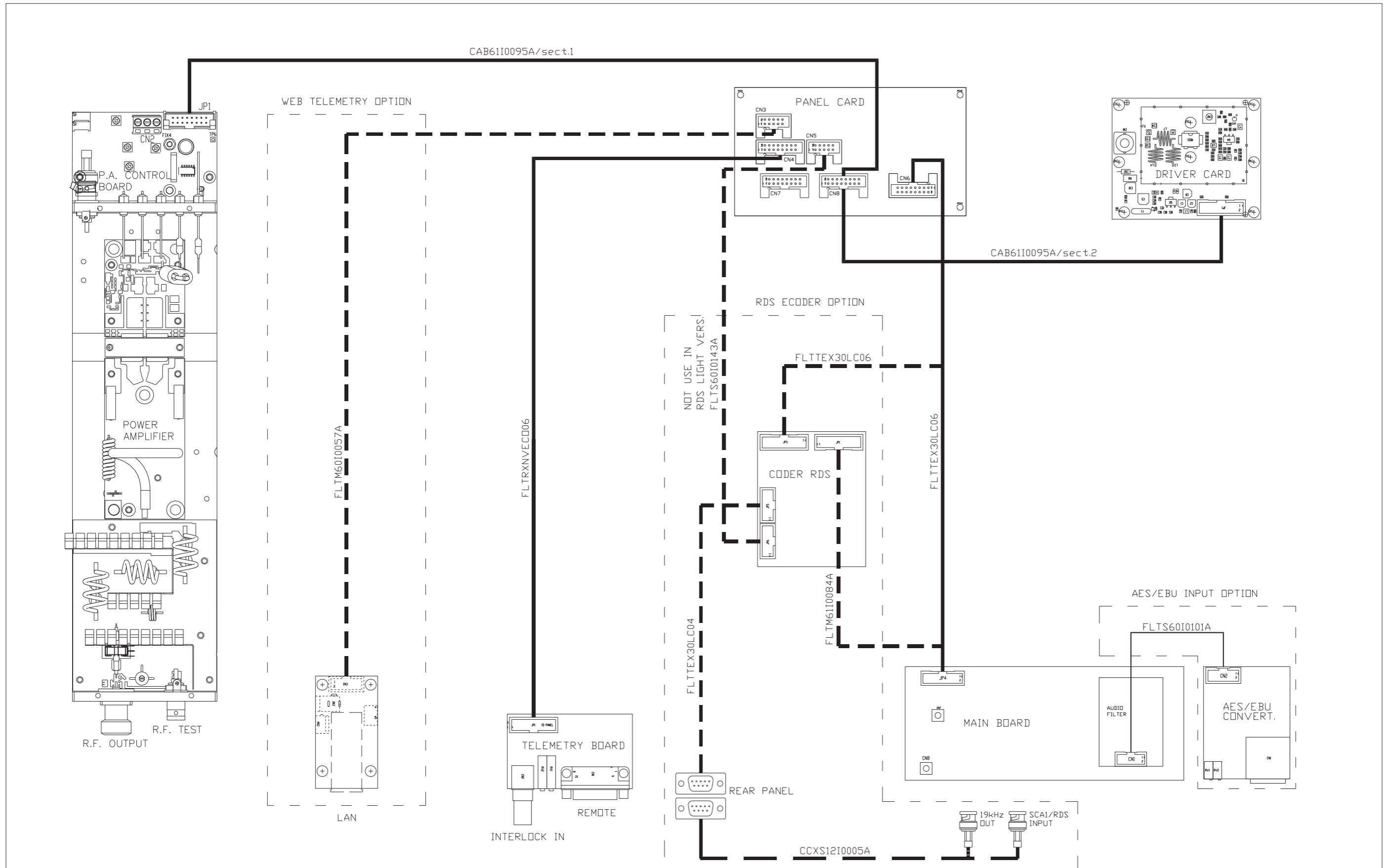
Questa parte del manuale contiene i dettagli tecnici riguardanti la costruzione delle singole schede componenti il TEX702TFT. L'appendice è composta dalle seguenti sezioni:

This part of the manual contains the technical details about the different Cards of the TEX702TFT. This appendix is composed of the following sections:

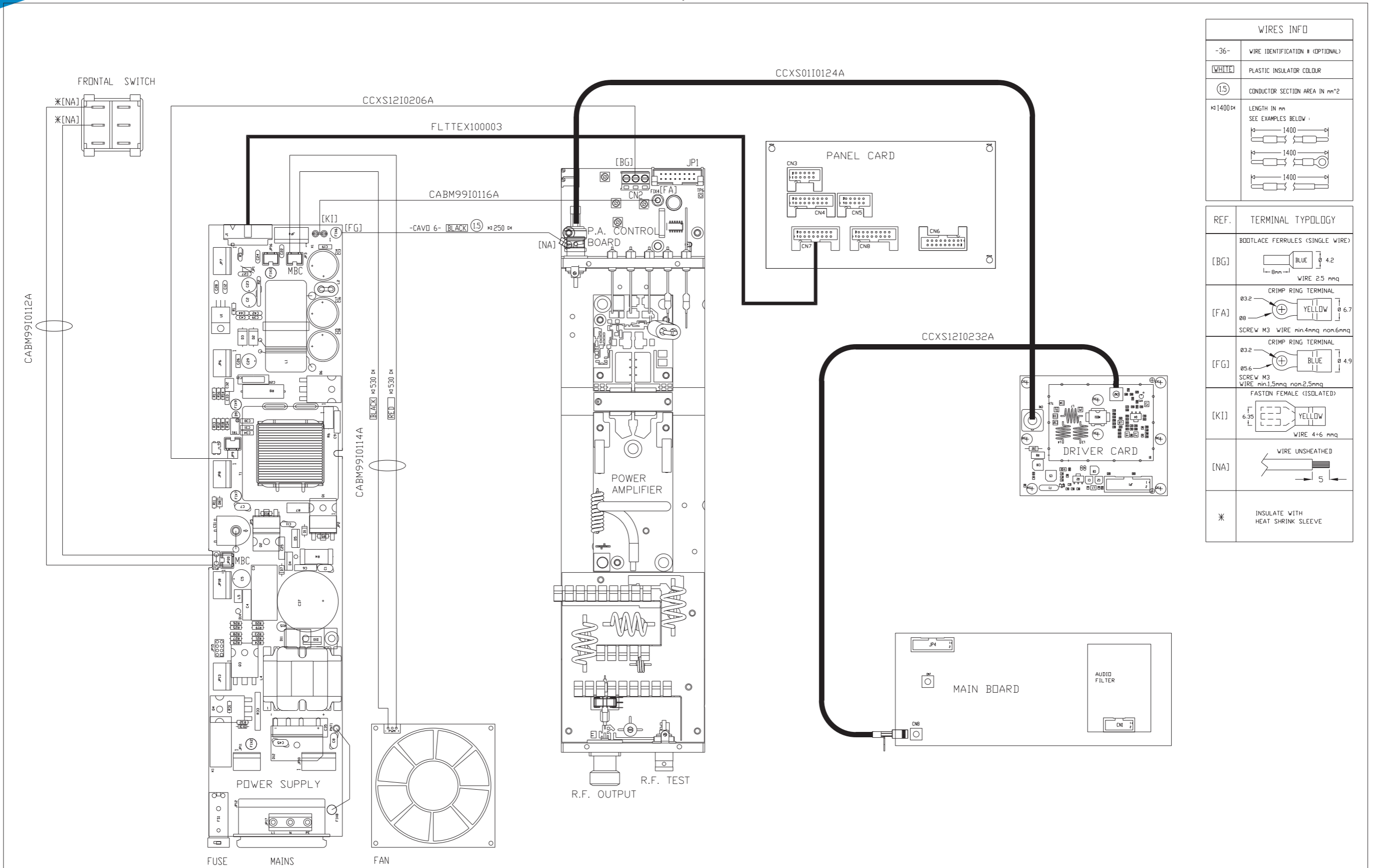
Description	RVR Code	Vers.	Page
Wiring Diagram	/	1.0	1
Main Board	SLMA0276R04V01	1.1	3
Driver Card	SLDR0271R03V04	1.0	8
Control Card	SLCNTMOS07.700	1.4	11
R.F. Card	SL237RF5001	1.0	14
Low Pass Filter Card	SL175LP2001	1.5	17
Power Supply	PSL4424	1.0	20
Panel Card	SLPC0463R05V01	1.0	32
Telemetry Card	SLTL0509R01V01	1.1	37
Stereo Coder Card	SLCTC30V03V01	1.1	40
Clipper Card	SLCS0391R01V02	1.0	43
15kHz Audio Filter Card	SLAU0469R01V04	1.0	45

Document History

Date	Version	Reason	Code	Editor
29/04/2021	1.0	First Release	/	J.H. Berti
27/05/2022	1.1	Wiring Diagrams, SLMA0276R04V01, SLDR0271R03V04, SLCNTMOS07.700, SL175LP2001 & SLPC0463R05V01 Upgrade	/	J.H. Berti

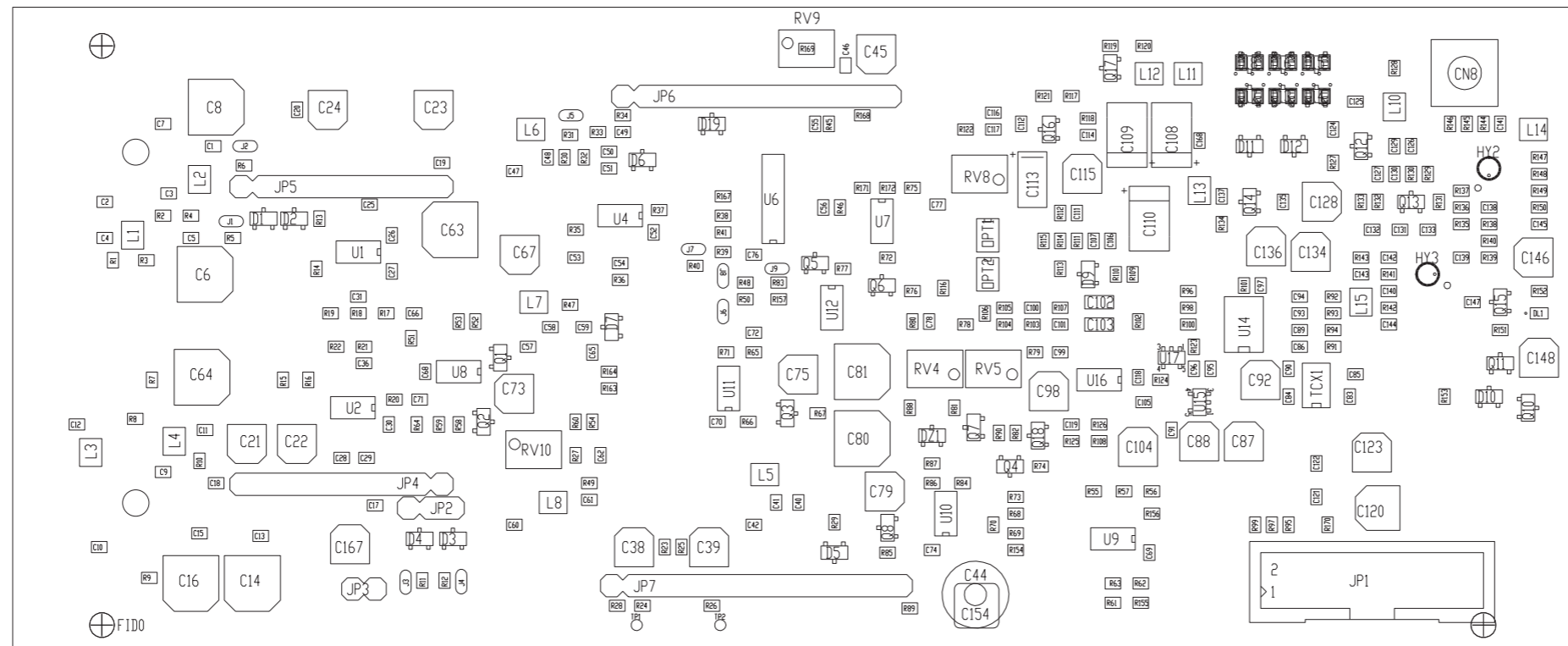
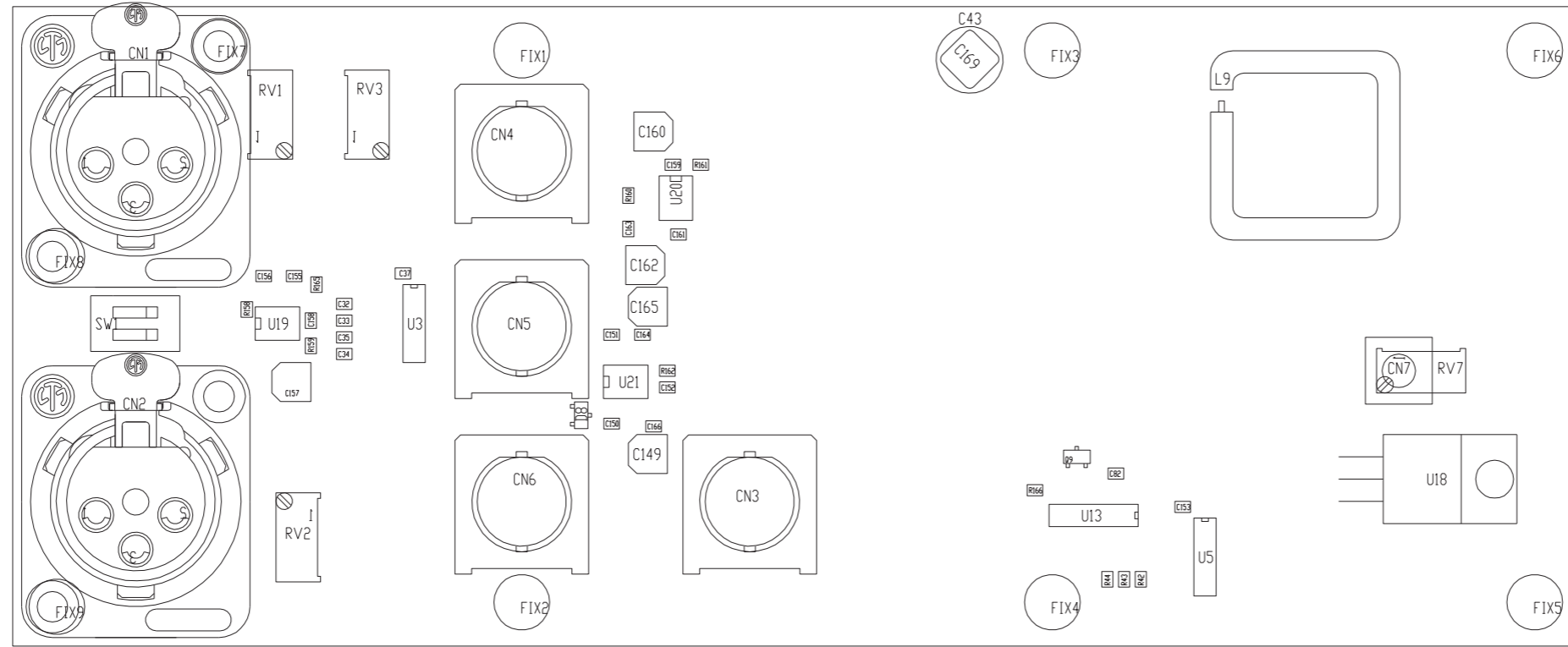


	PRODUCT NAME :	TEX702TFT	PART NAME :	WIRING DIAGRAM
	DESIGNER :	G. DE DONNO	DATE :	03-05-21
ARCHIVING :	"RVRUT" SERVER, "RILASCIATI" FOLDER	PROJECT CODE :	175	DOCUMENT CODE : /
			REVISION :	1.0
			SCALE :	/
			SIZE :	A3
			PAGE :	1 DI 2



WIRES INFO	
-36-	WIRE IDENTIFICATION # (OPTIONAL)
[WHITE]	PLASTIC INSULATOR COLOUR
(1.5)	CONDUCTOR SECTION AREA IN mm ²
\approx 1400 cm	LENGTH IN mm SEE EXAMPLES BELOW :
REF.	TERMINAL TYPOLOGY
[BG]	BOOTLACE FERRULES (SINGLE WIRE) WIRE 2.5 mmq
[FA]	CRIMP RING TERMINAL SCREW M3 WIRE min.4mmq nom.6mmq
[FG]	CRIMP RING TERMINAL SCREW M3 WIRE min.1.5mmq nom.2.5mmq
[KI]	FASTON FEMALE (ISOLATED) WIRE 4+6 mmq
[NA]	WIRE UNSHEATHED
*	INSULATE WITH HEAT SHRINK SLEEVE

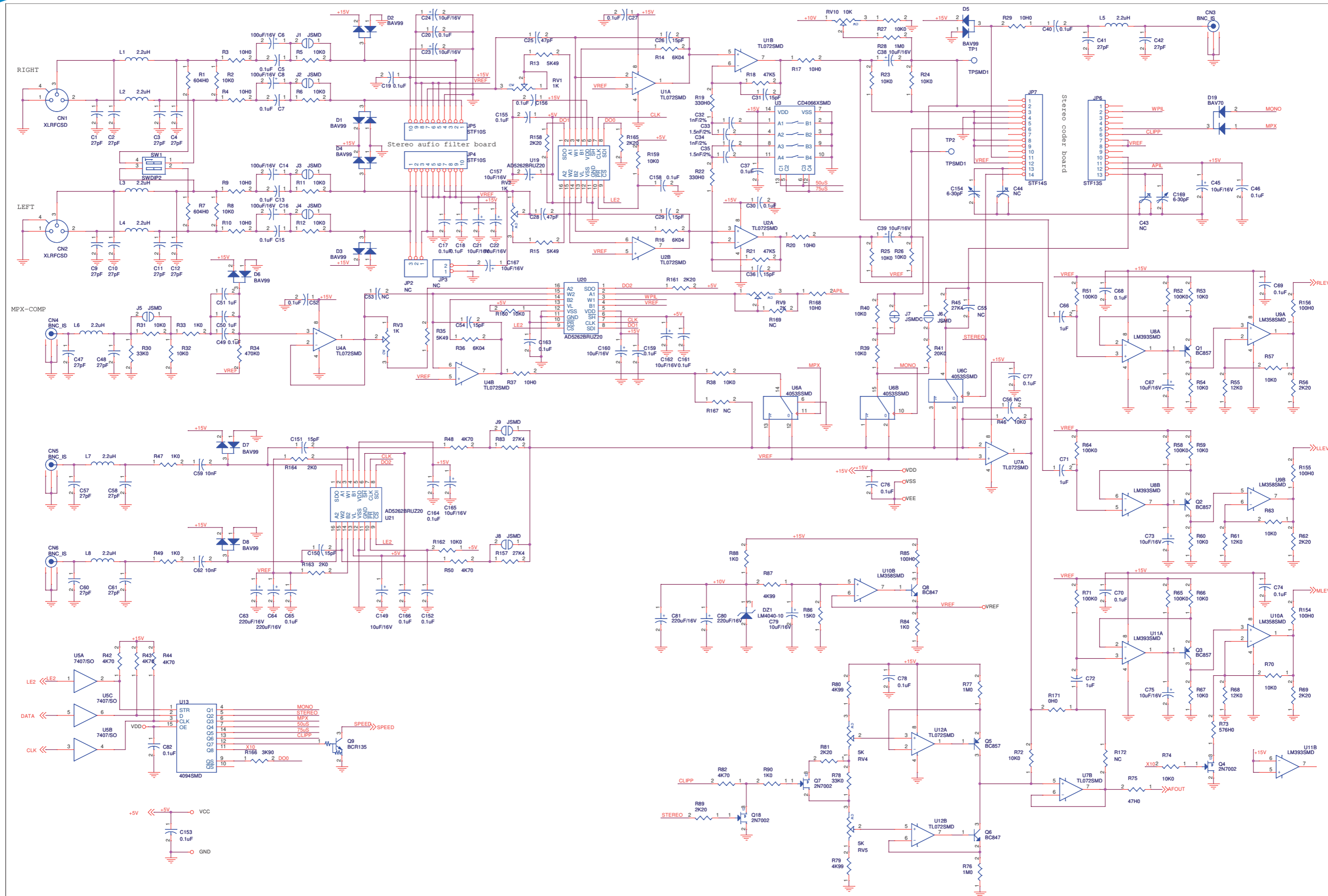
	PRODUCT NAME :	TEX702TFT	PART NAME :	WIRING DIAGRAM	
	DESIGNER :	G. DE DONNO	DATE :	03-05-21	
ARCHIVING :	"RVRUT" SERVER, "RILASCIATI" FOLDER	PROJECT CODE :	175	DOCUMENT CODE :	/
		REVISION :	1.0	SCALE :	/
		SIZE :	A3	PAGE :	2 DI 2



PRODUCT NAME : TEX-TFT	PART NAME : MAIN BOARD
DESIGNER : FRANCESCHI A.	DATE : 18/08/21
ARCHIVING : "RVUT" SERVER, "RILASCIATI" FOLDER	REVISION : 1.0
	SCALE : 1:1
	SIZE : A4
	PAGE : 1
	DI : 1
	PROJECT CODE : 252
	DOCUMENT CODE : SLMA0276R04V**



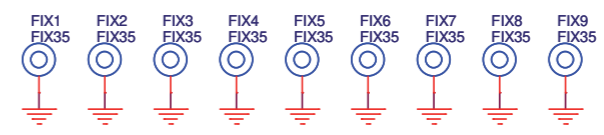
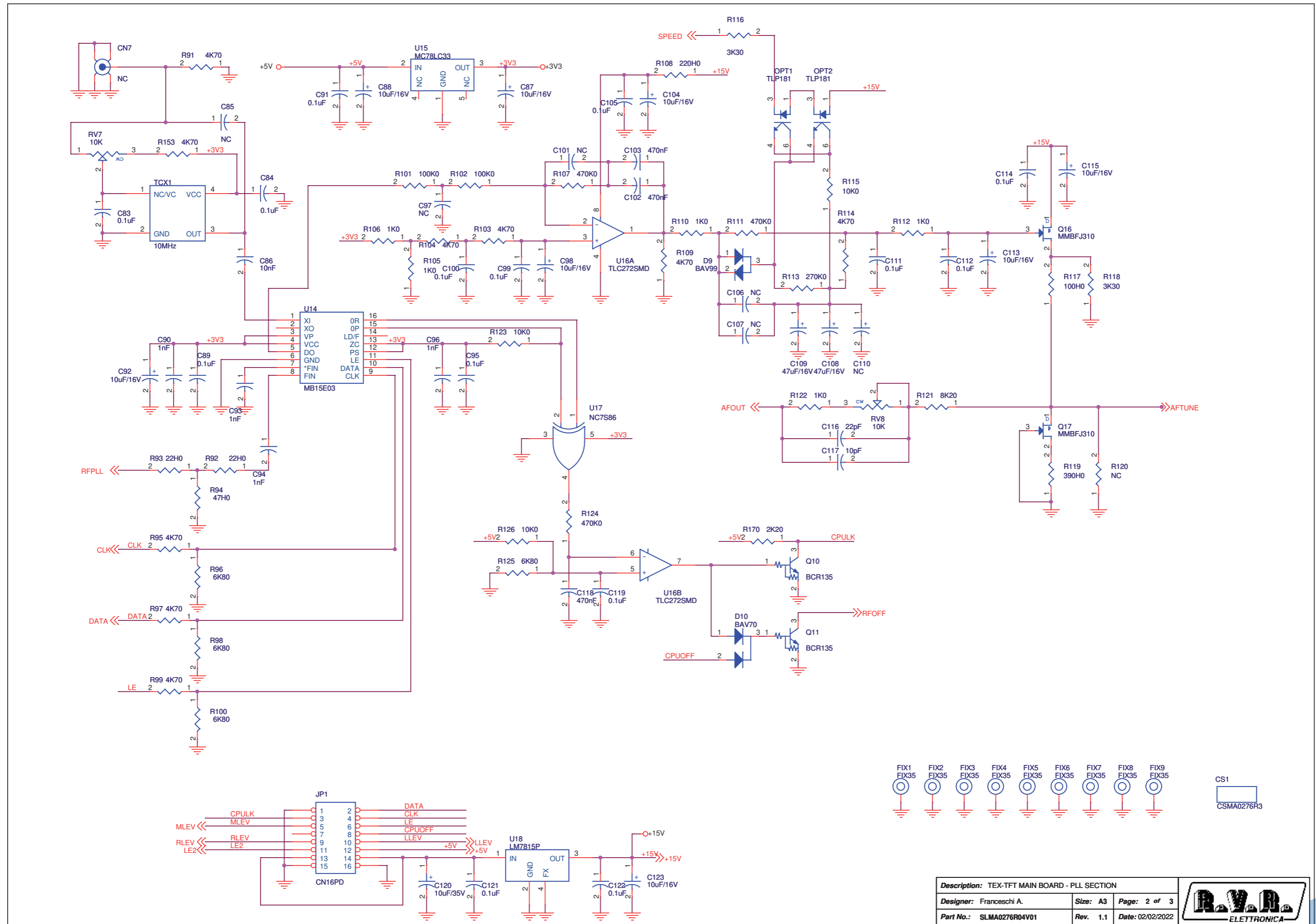
SLMA0276R04V01



Description: TEX-TFT MAIN BOARD - AUDIO SECTION		
Designer: Franceschi A.	Size: A2	Page: 1 of 3
Part No.: SLMA0276R04V01	Rev. 1.1	Date: 02/02/2022

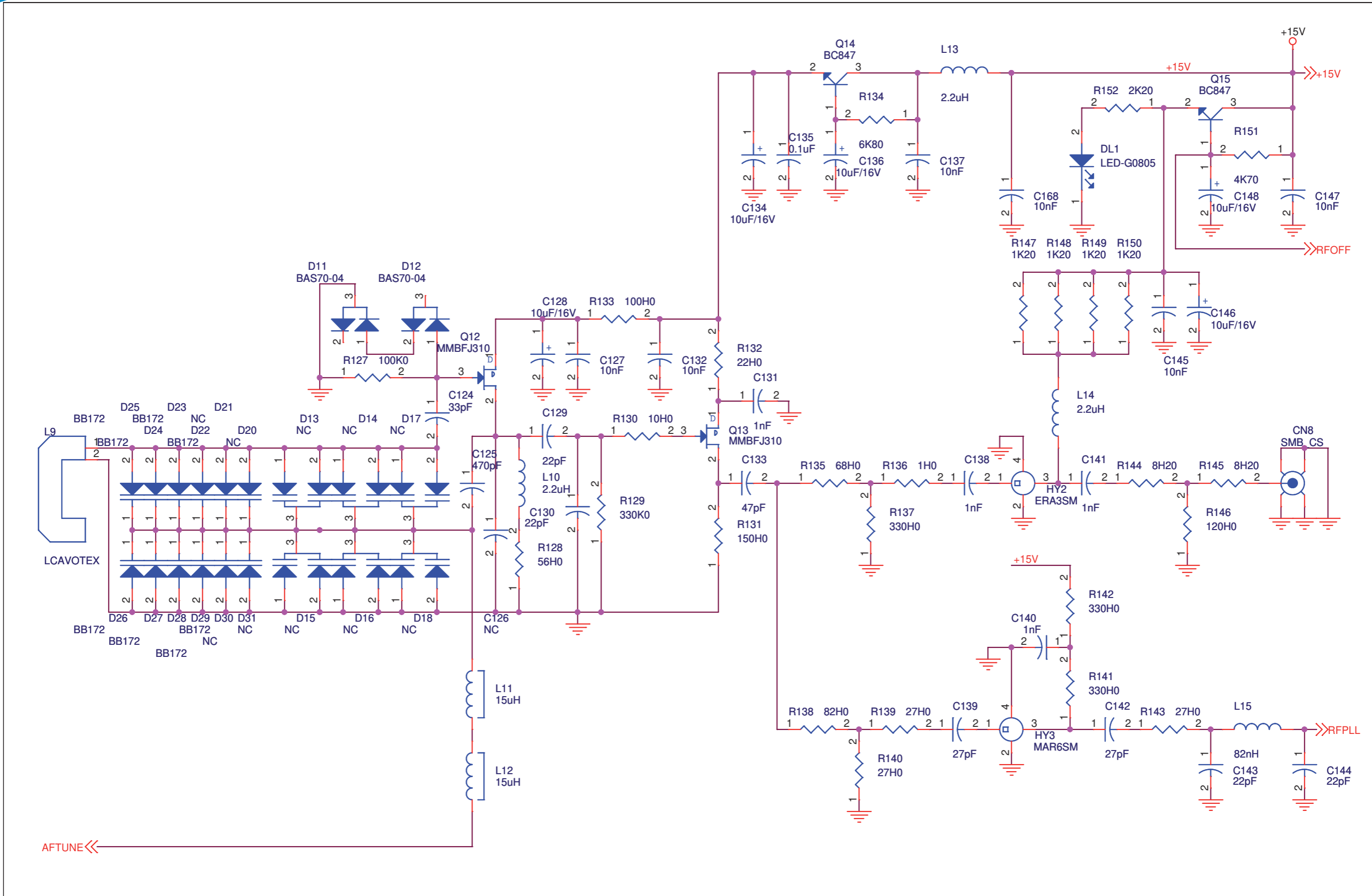


SLMA0276R04V01



Description: TEX-TFT MAIN BOARD - PLL SECTION		
Designer: Franceschi A.	Size: A3	Page: 2 of 3
Part No.: SLMA0276R04V01	Rev. 1.1	Date: 02/02/2022





AFTUNE <<

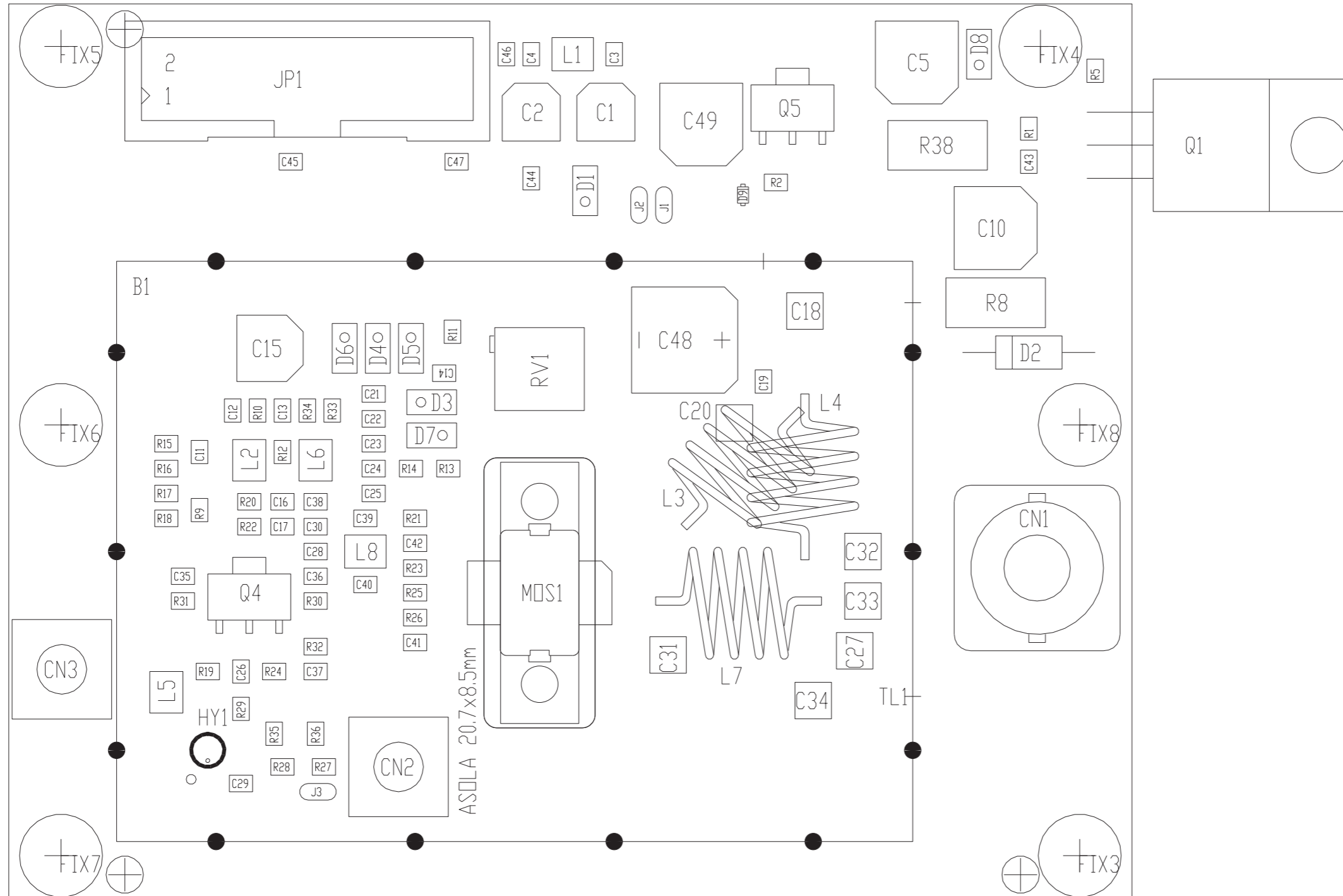
Description: TEX-TFT MAIN BOARD - VCO DRV SECTION			
Designer: Franceschi A.	Size: A4	Page: 3 of 3	
Part No.: SLMA0276R04V01	Rev. 1.1	Date: 02/02/2022	

SLMA0276R04V01

TEX-TFT MAIN BOARD Revised: 02/02/2022
 SLMA0276R04V01 Revision: 1.1
 Franceschi A.

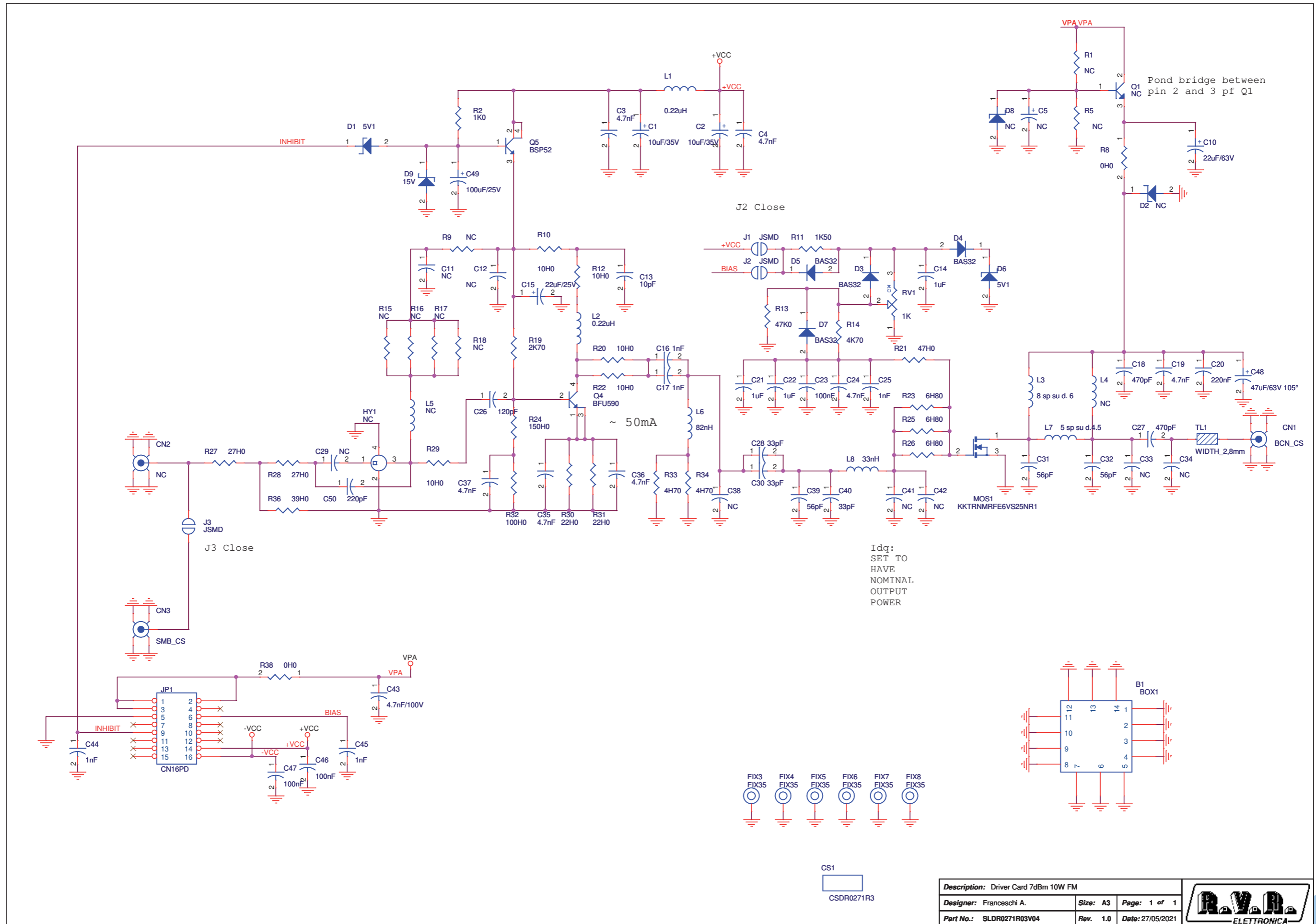
Item	Quantity	Reference	Part	Description
1	2	CN1, CN2	XLRFCSD	XLR fem. PCB conn.
2	4	CN3, CN4, CN5, CN6	BNC_IS	Metal BNC conn.
3	1	CN7	NC	SMB pcb conn.
4	1	CN8	SMB_CS	SMB pcb conn.
5	1	CS1	CSMA0276R3	Printed Circuit board
6	18	C1, C2, C3, C4, C9, C10, C11, C12, C41, C42, C47, C48, C57, C58, C60, C61, C139, C142	27pF	0805 SMD capacitor
7	49	C5, C7, C13, C15, C17, C18, C19, C20, C27, C30, C37, C40, C46, C49, C52, C65, C68, C69, 0.1uF C70, C74, C76, C77, C78, C82, C83, C84, C89, C91, C95, C99, C100, C105, C111, C112, C114, C119, C121, C122, C135, C152, C153, C155, C156, C158, C159, C161, C163, C164, C166		0805 SMD capacitor
8	4	C6, C8, C14, C16	100uF/16V	SMD electr. cap. 6.3mm
9	29	C21, C22, C23, C24, C38, C39, C45, C67, C73, C75, C79, C87, C88, C92, C98, C104, C115, 10uF/16V C123, C128, C134, C136, C146, C148, C149, C157, C160, C162, C165, C167		SMD electr. cap. 4mm
10	3	C25, C28, C133	47pF	0805 SMD capacitor
11	7	C26, C29, C31, C36, C54, C150, C151	15pF	0805 SMD capacitor
12	2	C32, C34	1nF/2%	0805 COG SMD capacitor
13	2	C33, C35	1.5nF/2%	0805 COG SMD capacitor
14	2	C43, C44	NC	Ceramic comp. dia. 7mm
15	5	C50, C51, C66, C71, C72	1uF	0805 SMD capacitor
16	9	C53, C55, C56, C85, C97, C101, C106, C107, C126	NC	0805 SMD capacitor
17	9	C59, C62, C86, C127, C132, C137, C145, C147, C168	10nF	0805 SMD capacitor
18	4	C63, C64, C80, C81	220uF/16V	SMD electr. cap. 6.3mm
19	8	C90, C93, C94, C96, C131, C138, C140, C141	1nF	0805 SMD capacitor
20	2	C102, C103	470nF	1206 SMD capacitor
21	2	C108, C109	47uF/16V	SMD tantalium cap. size D
22	1	C110	NC	SMD tantalium cap. size D
23	1	C113	10uF/16V	SMD tantalium cap. size C
24	5	C116, C129, C130, C143, C144	22pF	0805 SMD capacitor
25	1	C117	10pF	0805 SMD capacitor
26	1	C118	470nF	0805 SMD capacitor
27	1	C120	10uF/35V	SMD electr. cap. 5mm
28	1	C124	33pF	0805 SMD capacitor
29	1	C125	470pF	0805 SMD capacitor
30	2	C154, C169	6-30pF	Var. comp. Murata TZB4A
31	1	DL1	LED-G0805	Green LED SMD 0805
32	1	DZ1	LM4040-10	SMD SOT23 precision Zener
33	9	D1, D2, D3, D4, D5, D6, D7, D8, D9	BAV99	Dual diode SMD SOT23
34	2	D10, D19	BAV70	Dual diode SMD SOT23
35	2	D11, D12	BAS70-04	Dual diode SMD SOT23
36	6	D13, D14, D15, D16, D17, D18	NC	Dual diode Varicap SMD SOT23
37	4	D20, D21, D30, D31	NC	Varicap diode SOD323
38	8	D22, D23, D24, D25, D26, D27, D28, D29	BB172	Varicap diode SOD323
39	9	FIX1, FIX2, FIX3, FIX4, FIX5, FIX6, FIX7, FIX8, FIX9	FIX35	3.5mm Fixing hole
40	1	HY2	ERA3SM	Hybrid MAR/ERA
41	1	HY3	MAR6SM	Hybrid MAR/ERA
42	1	JP1	CN16PD	16 way pcb conn. with holder
43	1	JP2	NC	Male strip 3 pin
44	1	JP3	NC	Male strip 2 pin
45	2	JP4, JP5	STF10S	Female strip 10 pin
46	1	JP6	STF13S	Female strip 13 pin
47	1	JP7	STF14S	Female strip 14 pin
48	8	J1, J2, J3, J4, J5, J6, J8, J9	JSMD	2 pad SMD jumper
49	1	J7	JSMDC	2 pad SMD jumper closed
50	11	L1, L2, L3, L4, L5, L6, L7, L8, L10, L13, L14	2.2uH	SMD inductor 3225 (1210)
51	1	L9	LCAVOTEX	Inductor Cable for TEX
52	2	L11, L12	15uH	SMD inductor 3225 (1210) shielded
53	1	L15	82nH	SMD inductor 3225 (1210)
54	2	OPT1, OPT2	TLP181	Optocoupler SMD SO6
55	4	Q1, Q2, Q3, Q5	BC857	PNP trans. SOT23
56	3	Q4, Q7, Q18	2N7002	Trans. FET SOT23
57	4	Q6, Q8, Q14, Q15	BC847	NPN trans. SOT23
58	3	Q9, Q10, Q11	BCR135	Digital NPN trans. SOT23
59	4	Q12, Q13, Q16, Q17	MMBFJ310	Trans. FET SOT23
60	3	RV1, RV2, RV3	1K	Trimmer Rg V 3296W
61	2	RV4, RV5	5K	Trimmer Rg V 3269W SMD
62	1	RV7	10K	Trimmer Rg V 3296W
63	2	RV8, RV10	10K	Trimmer Rg V 3269W SMD
64	1	RV9	2K	Trimmer Rg V 3269W SMD

Item	Quantity	Reference	Part	Description
65	2	R1, R7	604H0	0805 SMD res.
66	34	R2, R5, R6, R8, R11, R12, R23, R24, R25, R26, R27, R31, R32, R38, R39, R40, R46, R53, R54, R57, R59, R60, R63, R66, R67, R70, R72, R74, R115, R123, R126, R159, R160, R162	10K0	0805 SMD res.
67	10	R3, R4, R9, R10, R17, R20, R29, R37, R130, R168	10H0	0805 SMD res.
68	3	R13, R15, R35	5K49	0805 SMD res.
69	3	R14, R16, R36	6K04	0805 SMD res.
70	2	R18, R21	47K5	0805 SMD res.
71	5	R19, R22, R137, R141, R142	330H0	0805 SMD res.
72	3	R28, R76, R77	1M0	0805 SMD res.
73	2	R30, R78	33K0	0805 SMD res.
74	11	R33, R47, R49, R84, R88, R90, R105, R106, R110, R112, R122	1K0	0805 SMD res.
75	4	R34, R107, R111, R124	470K0	0805 SMD res.
76	1	R41	20K0	0805 SMD res.
77	16	R42, R43, R44, R48, R50, R82, R91, R95, R97, R99, R103, R104, R109, R114, R151, R153	4K70	0805 SMD res.
78	3	R45, R83, R157	27K4	0805 SMD res.
79	9	R51, R52, R58, R64, R65, R71, R101, R102, R127	100K0	0805 SMD res.
80	3	R55, R61, R68	12K0	0805 SMD res.
81	10	R56, R62, R69, R81, R89, R152, R158, R161, R165, R170	2K20	0805 SMD res.
82	1	R73	576H0	0805 SMD res.
83	2	R75, R94	47H0	0805 SMD res.
84	3	R79, R80, R87	4K99	0805 SMD res.
85	6	R85, R117, R133, R154, R155, R156	100H0	0805 SMD res.
86	1	R86	15K0	0805 SMD res.
87	3	R92, R93, R132	22H0	0805 SMD res.
88	5	R96, R98, R100, R125, R134	6K80	0805 SMD res.
89	1	R108	220H0	0805 SMD res.
90	1	R113	270K0	0805 SMD res.
91	2	R116, R118	3K30	0805 SMD res.
92	1	R119	390H0	0805 SMD res.
93	4	R120, R167, R169, R172	NC	0805 SMD res.
94	1	R121	8K20	0805 SMD res.
95	1	R128	56H0	0805 SMD res.
96	1	R129	330K0	0805 SMD res.
97	1	R131	150H0	0805 SMD res.
98	1	R135	68H0	0805 SMD res.
99	1	R136	1H0	0805 SMD res.
100	1	R138	82H0	0805 SMD res.
101	3	R139, R140, R143	27H0	0805 SMD res.
102	2	R144, R145	8H20	0805 SMD res.
103	1	R146	120H0	0805 SMD res.
104	4	R147, R148, R149, R150	1K20	0805 SMD res.
105	2	R163, R164	2K0	0805 SMD res.
106	1	R166	3K90	0805 SMD res.
107	1	R171	0H0	0805 SMD res.
108	1	SW1	SWDIP2	2 ways switch slide dip
109	1	TCX1	10MHz	TCXO SMD 5x3.2mm
110	2	TP1, TP2	TPSMD1	Piazzola SMD d.1mm
111	5	U1, U2, U4, U7, U12	TL072SMD	Dual Op. SMD SO8
112	1	U3	CD4066XSMD	Analog Switch SMD SO14
113	1	U5	7407/SO	Hex buffer OC SMD SO14
114	1	U6	4053SSMD	Analog Switch SMD SO16
115	2	U8, U11	LM393SMD	Dual Comp. SMD SO8
116	2	U9, U10	LM358SMD	Dual Op. SMD SO8
117	1	U13	4094SMD	Shift Reg. SMD SO16
118	1	U14	MB15E03	Integrated PLL
119	1	U15	MC78LC33	Stab. SMD SOT23-5
120	1	U16	TLC272SMD	Dual Op. SMD SO8
121	1	U17	NC7586	XOR Port
122	1	U18	LM7815P	Voltage reg. TO220
123	3	U19, U20, U21	AD5262BRUZZ0	Dual 256 pos. dig. pot.



PRODUCT NAME : TEX-TFT	PART NAME : DRIVER CARD 50V 10W 7DBM FM
DESIGNER : FRANCESCHI A.	DATE : 08/09/21
ARCHIVING : "RVUT" SERVER, "RILASCIATI" FOLDER	REVISION : 1.0
	SCALE : 2:1
	SIZE : A4
	PAGE : 1
	DI : 1
	DOCUMENT CODE : SLDR0271R03V04

SLDR0271R03V04



Description: Driver Card 7dBm 10W FM		
Designer: Franceschi A.	Size: A3	Page: 1 of 1
Part No.: SLDR0271R03V04	Rev.: 1.0	Date: 27/05/2021

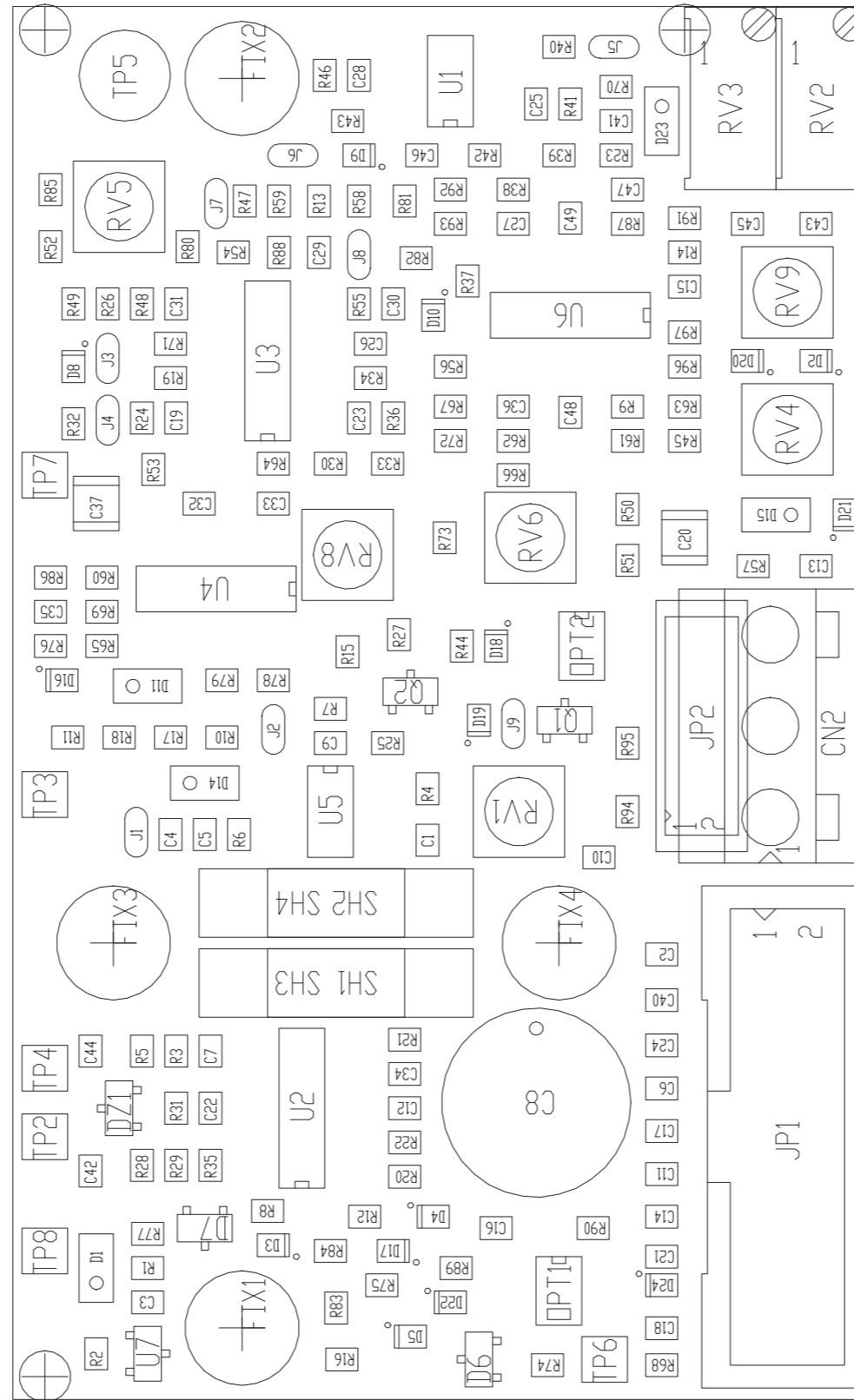


SLDR0271R03V04

Driver Card 7dBm 10W FM Revised: Thursday, May 27, 2021
 SLDR0271R03V04 Revision: 1.0
 Franceschi A.

Item	Quantity	Reference	Part	Description
1	1	B1	BOX1	Shielded box
2	1	CN1	BCN_CS	BNC conn. 10x10 PCB
3	1	CN2	NC	SMB pcb conn.
4	1	CN3	SMB_CS	SMB pcb conn.
5	1	CS1	CSDR0271R3	Printed Circuit board
6	2	C1, C2	10uF/35V	SMD electr. cap. 4mm
7	7	C3, C4, C19, C24, C35, C36, C37	4.7nF	0805 SMD capacitor
8	1	C5	NC	SMD electr. cap. 6.3mm
9	1	C10	22uF/63V	SMD electr. cap. 6.3mm
10	6	C11, C12, C29, C38, C41, C42	NC	0805 SMD capacitor
11	1	C13	10pF	0805 SMD capacitor
12	3	C14, C21, C22	1uF	0805 SMD capacitor
13	1	C15	22uF/25V	SMD electr. cap. 5mm
14	5	C16, C17, C25, C44, C45	1nF	0805 SMD capacitor
15	2	C18, C27	470pF	1212 HQ SMD capacitor
16	1	C20	220nF	1210 SMD capacitor
17	3	C23, C46, C47	100nF	0805 SMD capacitor
18	1	C26	120pF	0805 SMD capacitor
19	3	C28, C30, C40	33pF	0805 SMD capacitor
20	2	C31, C32	56pF	1212 HQ SMD capacitor
21	2	C33, C34	NC	1212 HQ SMD capacitor
22	1	C39	56pF	0805 SMD capacitor
23	1	C43	4.7nF/100V	0805 SMD capacitor
24	1	C48	47uF/63V 105°	SMD electr. cap. 8mm
25	1	C49	100uF/25V	SMD electr. cap. 6.3mm
26	1	C50	220pF	0805 SMD capacitor
27	2	D1, D6	5V1	MINIMELF SMD Zener Diode
28	1	D2	NC	1W Zener Diode
29	4	D3, D4, D5, D7	BAS32	MINIMELF SMD Diode
30	1	D8	NC	MINIMELF SMD Zener Diode
31	1	D9	15V	SOD523 Zener Diode
32	6	FIX3, FIX4, FIX5, FIX6, FIX7, FIX8	FIX35	3.5mm Fixing hole
33	1	HY1	NC	Hybrid MAR/ERA
34	1	JP1	CN16PD	16 way pcb conn. with holder
35	3	J1, J2, J3	JSMD	2 pad SMD jumper
36	2	L1, L2	0.22uH	SMD inductor 3225 (1210)
37	1	L3	8 sp su d. 6	Bobina avvolta in aria
38	1	L4	NC	Bobina avvolta in aria
39	1	L5	NC	SMD inductor 3225 (1210)
40	1	L6	82nH	SMD inductor 3225 (1210)
41	1	L7	5 sp su d.4.5	Bobina avvolta in aria
42	1	L8	33nH	SMD inductor 3225 (1210)
43	1	MOS1	KKTRNMRFE6VS25NR1	RF POWER MOS
44	1	Q1	NC	NPN trans. TO220
45	1	Q4	BFU590	NPN trans. SOT223
46	1	Q5	BSP52	NPN trans. SOT223

SLCNTMOS07.700



PRODUCT NAME : TEX

DESIGNER : FRANCESCHI A.

ARCHIVING : "RVRUT" SERVER, "RILASCIATI" FOLDER

PART NAME : CNTMOS PA RF R.07

DATE : 18/05/16

REVISION : 1.0

SCALE : 1:1

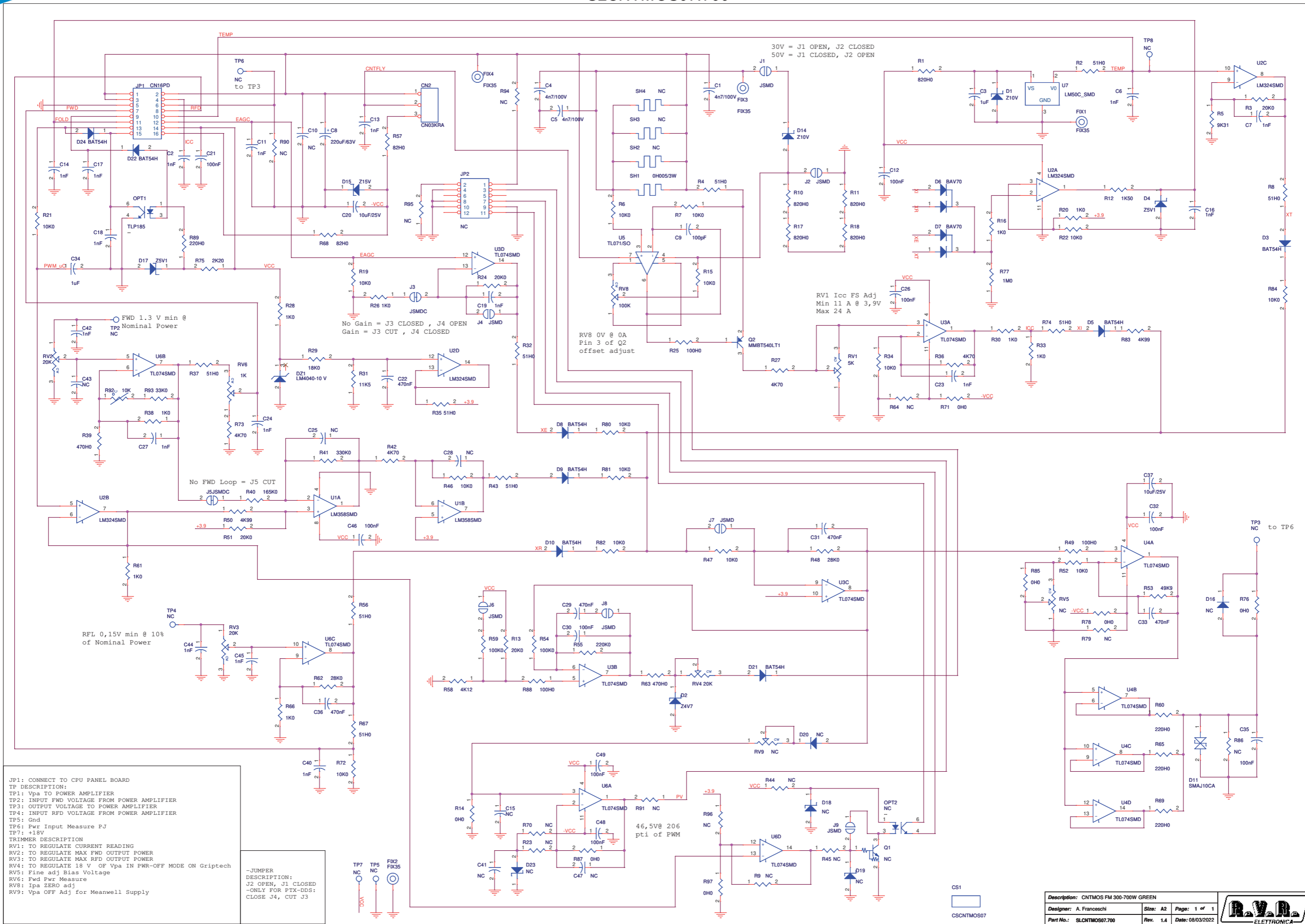
SIZE : A4

PAGE : 1

DI : 1

DOCUMENT CODE : SLCNTMOS07.**

PROJECT CODE : <>



JP1: CONNECT TO CPU PANEL BOARD
 TP DESCRIPTION:
 TP1: Vpa TO POWER AMPLIFIER
 TP2: INPUT FWD VOLTAGE FROM POWER AMPLIFIER
 TP3: OUTPUT VOLTAGE TO POWER AMPLIFIER
 TP4: INPUT RFD VOLTAGE FROM POWER AMPLIFIER
 TP5: Gnd
 TP6: Pwr Input Measure PJ
 TP7: +18V
 TRIMMER DESCRIPTION
 RV1: TO REGULATE CURRENT READING
 RV2: TO REGULATE MAX FWD OUTPUT POWER
 RV3: TO REGULATE MAX RFD OUTPUT POWER
 RV4: TO REGULATE 18 V OF Vpa IN PWR-OFF MODE ON Griptech
 RV5: Fine adj Bias Voltage
 RV6: Fwd Pwr Measure
 RV8: Ipa ZERO adj
 RV9: Vpa OFF Adj for Meanwell Supply

-JUMPER
 DESCRIPTION:
 J2 OPEN, J1 CLOSED
 -ONLY FOR PTX-DBS:
 CLOSE J4, CUT J3

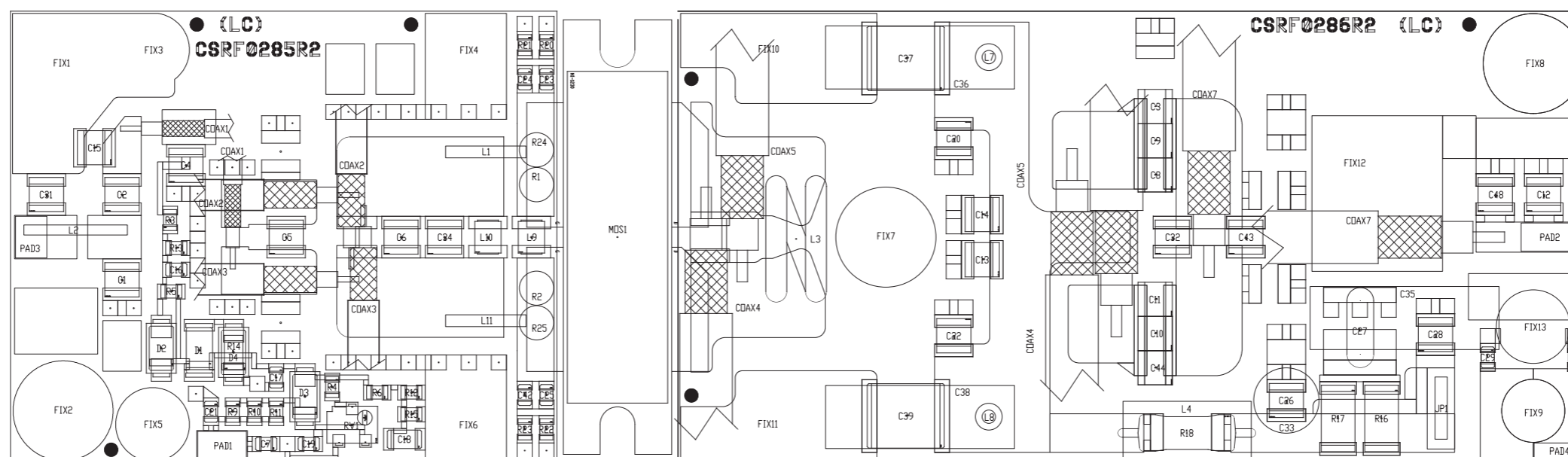
Description: CNTMOS FM 300-700W GREEN			
Designer: A. Franceschi	Size: A2	Page: 1 of 1	
Part No.: SLCNTMOS07.700	Rev: 1.4	Date: 08/03/2022	
CS1 CSCNTMOS07			

SLCNTMOS07.700

CNTMOS FM 300-700W GREEN Revised: Tuesday, March 08, 2022
 SLCNTMOS07.700 Revision: 1.4
 A. Franceschi

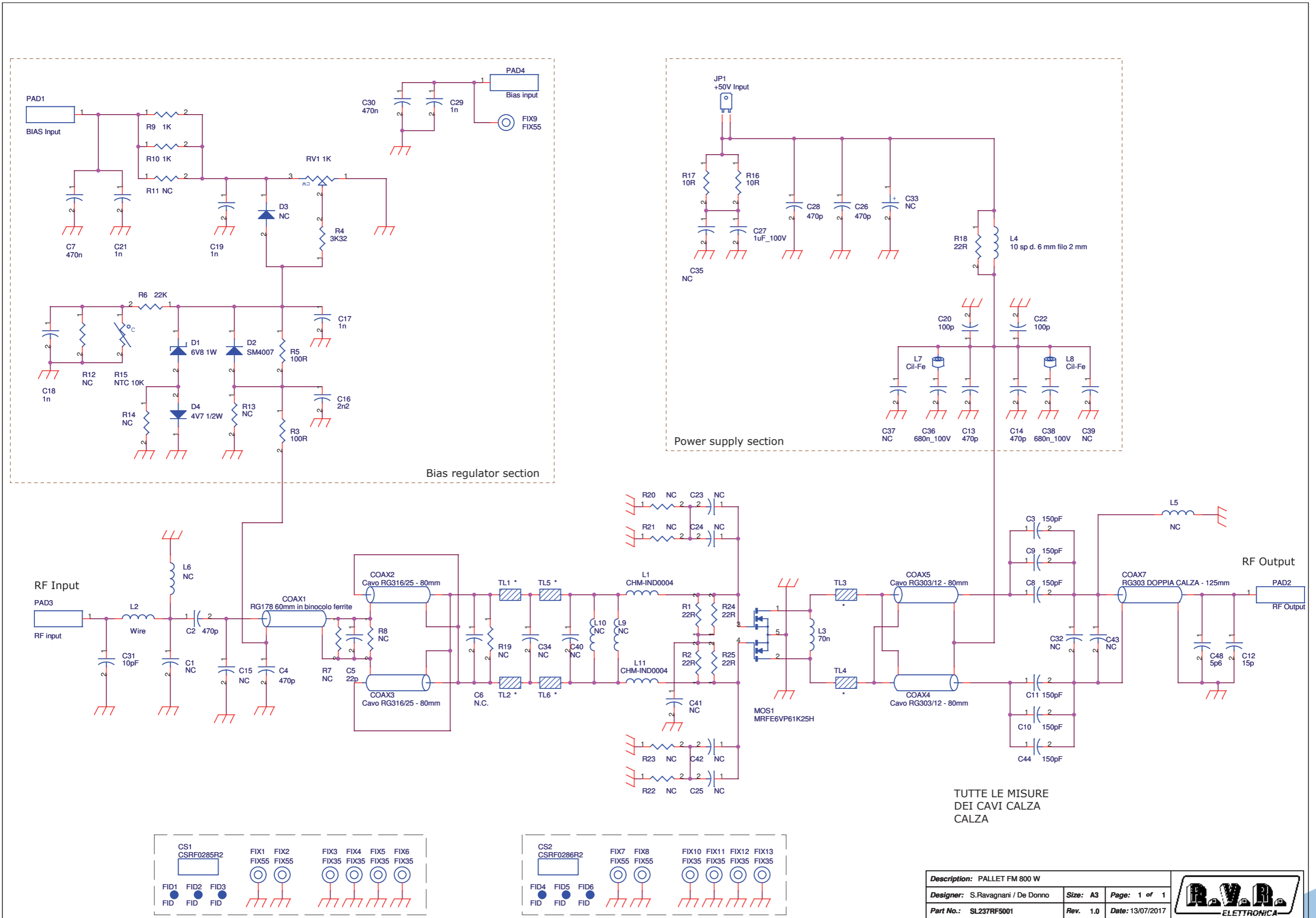
Item	Quantity	Reference	Part	Description
1	1	CN2	CN03KRA	Conn. tipo KRA a 3 poli
2	1	CS1	CSCNTMOS07	Circuito stampato
3	3	C1, C4, C5	4n7/100V	Cond. SMD 0805
4	17	C2, C6, C7, C11, C13, C14, C16, C17, C18, C19, C23, C24, C27, C40, C42, C44, C45	1nF	Cond. SMD 0805
5	2	C3, C34	1uF	Cond. SMD 0805
6	1	C8	220uF/63V	Cond. Elettr. Dia 10 P5.08
7	1	C9	100pF	Cond. SMD 0805
8	7	C10, C15, C25, C28, C41, C43, C47	NC	Cond. SMD 0805
9	9	C12, C21, C26, C30, C32, C35, C46, C48, C49	100nF	Cond. SMD 0805
10	2	C20, C37	10uF/25V	Cond. SMD 1210
11	5	C22, C29, C31, C33, C36	470nF	Cond. SMD 0805
12	1	DZ1	LM4040-10 V	Diodi Zener SMD SOT23
13	2	D1, D14	Z10V	MINIMELF SMD Zener Diode
14	1	D2	Z4V7	SOD323 Zener Diode
15	8	D3, D5, D8, D9, D10, D21, D22, D24	BAT54H	SOD323 SMD Diode
16	2	D4, D17	Z5V1	SOD323 Zener Diode
17	2	D6, D7	BAV70	Doppio Diode SMD SOT23
18	1	D11	SMAJ10CA	Transzorb SMA
19	1	D15	Z15V	MINIMELF SMD Zener Diode
20	2	D16, D20	NC	SOD323 SMD Diode
21	2	D18, D19	NC	SOD323 Zener Diode
22	1	D23	NC	MINIMELF SMD Zener Diode
23	4	FIX1, FIX2, FIX3, FIX4	FIX35	Foro fissaggio 3.5mm
24	1	JP1	CN16PD	Conn.M.C.S.Dritto 16P alette.
25	1	JP2	NC	Conn. 12 poli DF11 12pin p. 2mm
26	7	J1, J2, J4, J6, J7, J8, J9	JSMD	Pad SMD a saldare
27	2	J3, J5	JSMD	Pad SMD a saldare chiuso
28	1	OPT1	TLP185	Optocoupler SMD SO6
29	1	OPT2	NC	Optocoupler SMD SO6
30	1	Q1	NC	Trans./Res. NPN SOT23
31	1	Q2	MMBT540LT1	Trans. PNP SOT23
32	1	RV1	5K	Trimmer Rg V 3269W SMD
33	2	RV2, RV3	20K	Trimmer Rg V 3296W
34	1	RV4	20K	Trimmer SMD
35	2	RV5, RV9	NC	Trimmer SMD
36	1	RV6	1K	Trimmer SMD
37	1	RV8	100K	Trimmer SMD
38	5	R1, R10, R11, R17, R18	820H0	Res. SMD 0805 1%
39	10	R2, R4, R8, R32, R35, R37, R43, R56, R67, R74	51H0	Res. SMD 0805 1%
40	4	R3, R13, R24, R51	20K0	Res. SMD 0805 1%
41	1	R5	9K31	Res. SMD 0805 1%
42	15	R6, R7, R15, R19, R21, R22, R34, R46, R47, R52, R72, R80, R81, R82, R84	10K0	Res. SMD 0805 1%
43	13	R9, R23, R44, R45, R64, R70, R79, R86, R90, R91, R94, R95, R96	NC	Res. SMD 0805 1%
44	1	R12	1K50	Res. SMD 0805 1%
45	7	R14, R71, R76, R78, R85, R87, R97	0H0	Res. SMD 0805 1%
46	9	R16, R20, R26, R28, R30, R33, R38, R61, R66	1K0	Res. SMD 0805 1%
47	3	R25, R49, R88	100H0	Res. SMD 0805 1%
48	4	R27, R36, R42, R73	4K70	Res. SMD 0805 1%
49	1	R29	18K0	Res. SMD 0805 1%
50	1	R31	11K5	Res. SMD 0805 1%
51	2	R39, R63	470H0	Res. SMD 0805 1%
52	1	R40	165K0	Res. SMD 0805 1%
53	1	R41	330K0	Res. SMD 0805 1%
54	2	R48, R62	28K0	Res. SMD 0805 1%
55	2	R50, R83	4K99	Res. SMD 0805 1%
56	1	R53	49K9	Res. SMD 0805 1%
57	2	R54, R59	100K0	Res. SMD 0805 1%
58	1	R55	220K0	Res. SMD 0805 1%
59	2	R57, R68	82H0	Res. SMD 0805 1%
60	1	R58	4K12	Res. SMD 0805 1%
61	4	R60, R65, R69, R89	220H0	Res. SMD 0805 1%
62	1	R75	2K20	Res. SMD 0805 1%
63	1	R77	1M0	Res. SMD 0805 1%
64	1	R92	10K	Res. NTC SMD 0805
65	1	R93	33K0	Res. SMD 0805 1%
66	1	SH1	0H005/3W	Shunt passo 15.2mm fori 2mm

Item	Quantity	Reference	Part	Description
67	1	SH2	NC	Shunt passo 15.2mm fori 2mm
68	2	SH3, SH4	NC	Shunt SMD 2512
69	6	TP2, TP3, TP4, TP6, TP7, TP8	NC	Foro dia. 1mm
70	1	TP5	NC	Foro dia. 2mm
71	1	U1	LM358SMD	Dual Op. SMD SO8
72	1	U2	LM324SMD	Quad Op. SMD SO14
73	3	U3, U4, U6	TL074SMD	Quad Op. SMD SO14
74	1	U5	TL071/SO	Single Op. SMD SO8
75	1	U7	LM50C_SMD	Temperature sensor



	NOME PROGETTO: EXCITER HIGH EFFICIENTY	NOME PARTE: PALLET FM 800 W			
	AUTORE: DE DONNO	DATA: 13/07/17	REVISIONE: 1.0	SCALA: 2:1	SIZE: A3 PAGINA: 1 DI 1
ARCHIVIAZIONE ELETTRONICA: "RILASCIATI" SU "RVRUT"		STATO: ESECUTIVO	CODICE DISEGNO: SL237RF4001		

SL237RF5001



Description: PALLET FM 800 W		
Designer: S.Ravagnani / De Donno	Size: A3	Page: 1 of 1
Part No.: SL237RF5001	Rev. 1.0	Date: 13/07/2017

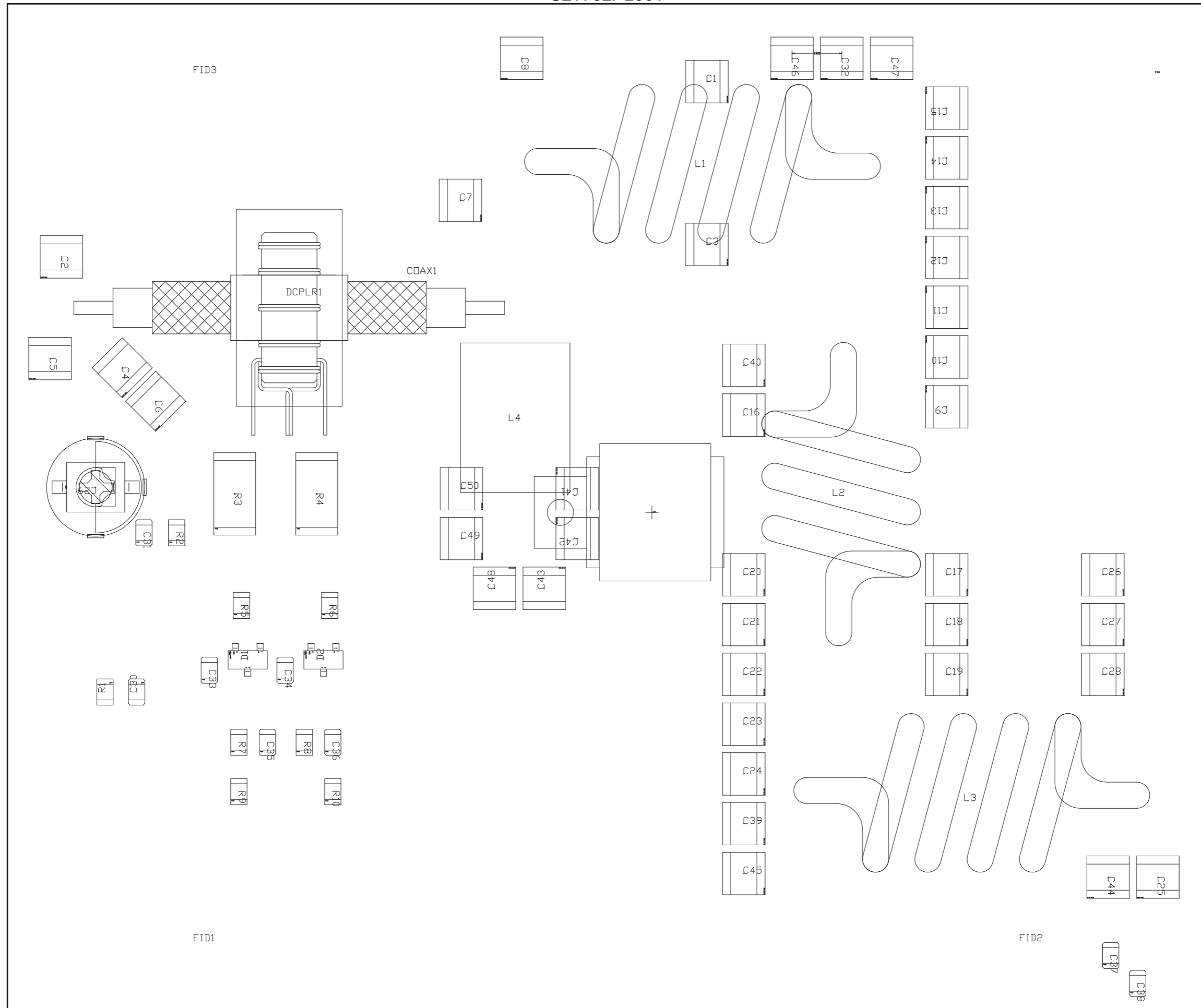


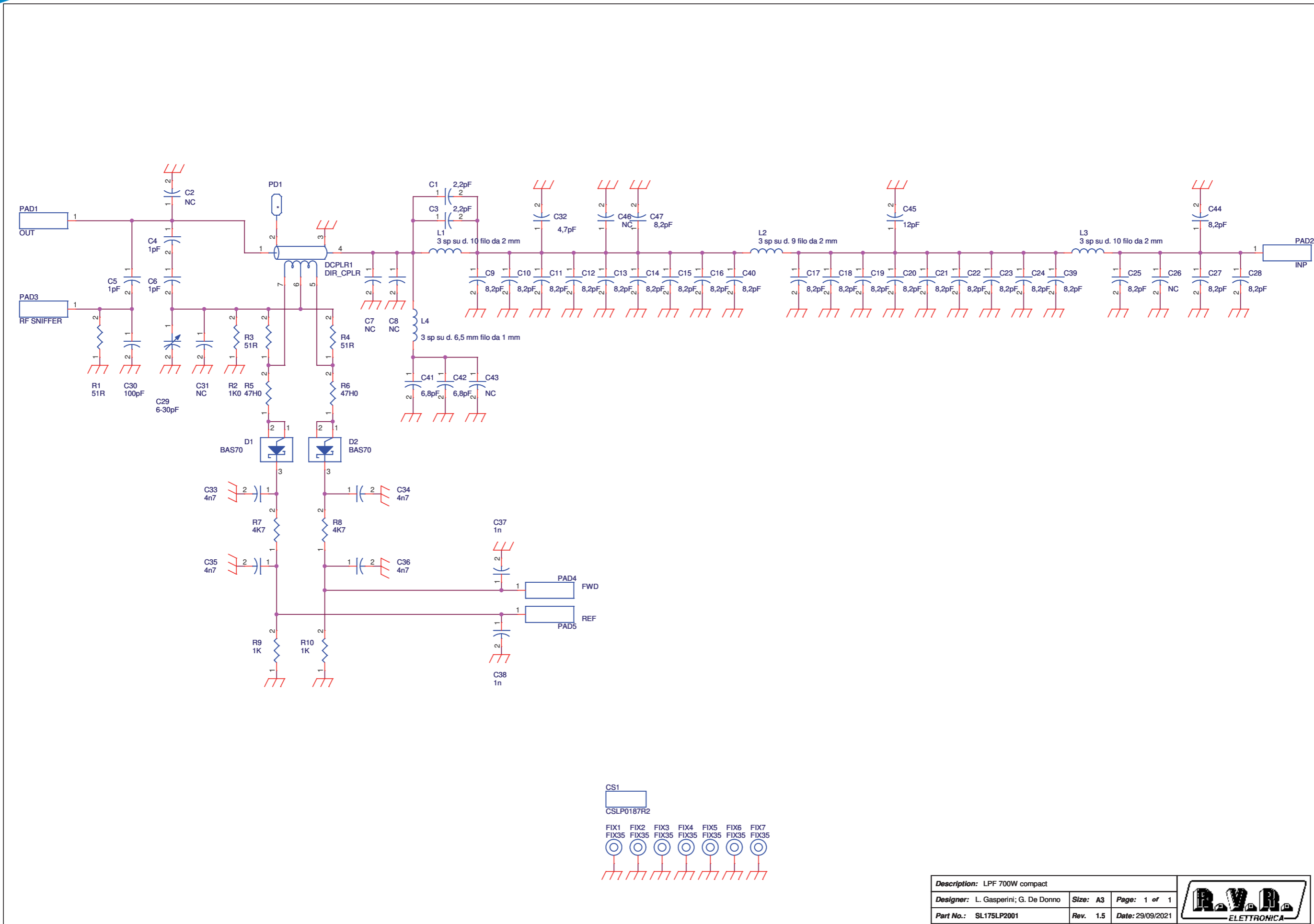
SL237RF5001

PALLET FM 800 W Revised: 13/07/2017
 SL237RF5001 Revision: 1.0
 S.Ravagnani / De Donno

Item	Quantity	Reference	Part	(description)
1	1	COAX1	RG178 60mm in binocolo ferrite	Cavo RG178 60mm calza/calza in binocolo ferrite (73mm tot.)
2	2	COAX2, COAX3	Cavo RG316/25 - 80mm	Cavo RG316/25 80mm calza/calza (91mm tot.)
3	2	COAX5, COAX4	Cavo RG303/12 - 80mm	Cavo RG303/12 80mm calza/calza (98mm tot.)
4	1	COAX7	RG142 DOPPIA CALZA - 125mm	Cavo RG142 125mm calza/calza (147mm tot.) Vedi Info COAX7.pdf
5	1	CS1	CSRF0285R2	Circuito stampato
6	1	CS2	CSRF0286R2	Circuito stampato
7	3	C1, C23, C25	NC	Cond. SMD 0805
8	2	C2, C4	470p	Cond. SMD 1212 HQ
9	4	C13, C14, C26, C28	470p	Cond. SMD 1212 HQ
10	1	C30	470n	Cond. SMD 0805
11	1	C5	22p	Cond. SMD 1212 HQ
12	1	C6	NC	Cond. SMD 1212 HQ
13	2	C7	470n	Cond. SMD 0805
14	6	C3, C44, C8, C9, C10, C11	150pF	Cond. SMD 1212 HQ
15	1	C12	15p	Cond. SMD 1212 HQ
16	5	C15, C32, C34, C40, C43	NC	Cond. SMD 1212 HQ
17	1	C16	2n2	Cond. SMD 0805 COG
18	3	C17, C19, C21	1n	Cond. SMD 0805
19	1	C18	1n	Cond. SMD 1206
20	2	C22, C20	100p	Cond. SMD 1212 HQ
21	2	C42, C24	NC	Cond. SMD 0805
22	1	C27	1uF_100V	Cond. multistrato p 5mm
23	1	C31	10pF	Cond. SMD 1212 HQ
24	1	C29	1n	Cond. SMD 0805
25	3	C36, C38	680n_100V	Cond. Poliestere p 10mm
26	2	C37, C39	NC	Cond. Poliestere p 15mm
27	1	C41	NC	Cond. multistrato p 5mm
28	1	C48	5p6	Cond. SMD 1212 HQ
29	1	D1	6V8 1W	MELF SMD Zener Diode
30	1	D2	SM4007	Diode SMD cont. SMA
31	1	D3	NC	Diode SMD cont. SMA
32	1	D4	4V7 1/2W	MELF SMD Zener Diode
33	6	FID1, FID2, FID3, FID4, FID5, FID6	FID	Fiducial CS
34	5	FIX1, FIX2, FIX7, FIX8, FIX9	FIX55	Foro fissaggio 5.5mm
35	8	FIX3, FIX4, FIX5, FIX6, FIX10, FIX11, FIX12, FIX13	FIX35	Foro fissaggio 3.5mm
36	1	JP1	+50V Input	Faston da CS p. 5.08
37	2	L11, L1	CHM-IND0004	Printed link on copper
38	1	L2	Wire	Filo R. Arg. 1mm lung. 10mm
39	1	L3	70n	1.5 Spire Filo R. Arg. 2mm Avvolte su 8mm Lung. 8 Alt. 5mm da PCB
40	1	L4	10 sp d. 6 mm filo 2 mm	10spire filo R. Small. 2mm Avvolte su 6mm includente R18 all'interno
41	2	L5, L9	NC	
42	1	L6	NC	
43	2	L7, L8	Cil-Fe	Cilindretto di ferrite
44	1	L10	NC	Ind. SMD 1008
45	1	MOS1	MRFE6VP61K25H	PP Power mosfet RF
46	2	PAD4, PAD1	BIAS Input	
47	1	PAD2	RF Output	
48	1	PAD3	RF input	
49	1	RV1	1K	Trimm. multi SMD PVG5 Murata
50	4	R1, R2, R24, R25	22R	Res. 2W
51	3	R7, R8, R19	NC	Res. 2W
52	2	R3, R5	100R	Res. SMD 0805 1%
53	1	R4	3K32	Res. SMD 0805 1%
54	1	R6	22K	Res. SMD 0805 1%
55	2	R10, R9	1K	Res. SMD 0805 1%
56	3	R11, R12, R13	NC	Res. SMD 0805 1%
57	1	R14	NC	Res. SMD 1206 1%
58	1	R15	NTC 10K	Res. NTC SMD 0805
59	2	R17, R16	10R	Res. SMD 2512 5%
60	1	R18	22R	Res. 2W
61	4	R20, R21, R22, R23	NC	Res. SMD 0805 1%
62	6	TL1, TL2, TL3, TL4, TL5, TL6	*	Linea strip CS
63	1		Ferrite balun	Ferrite balun

SL175LP2001





Description: LPF 700W compact		
Designer: L. Gasperini; G. De Donno	Size: A3	Page: 1 of 1
Part No.: SL175LP2001	Rev. 1.5	Date: 29/09/2021

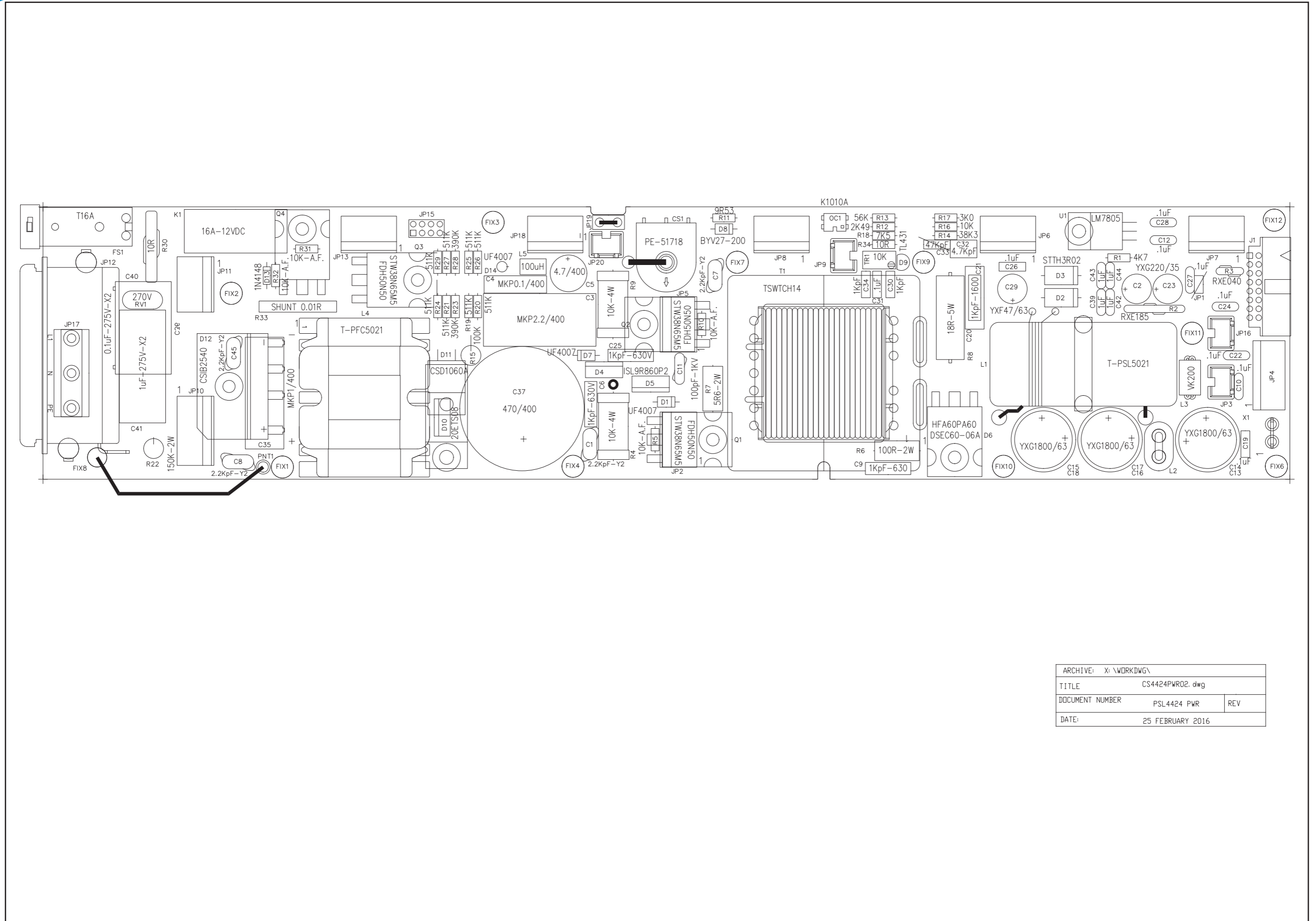


SL175LP2001

LPF 700W compact Revised: 29/09/2021
 SL175LP2001 Revision: 1.5
 L. Gasperini; G. De Donno

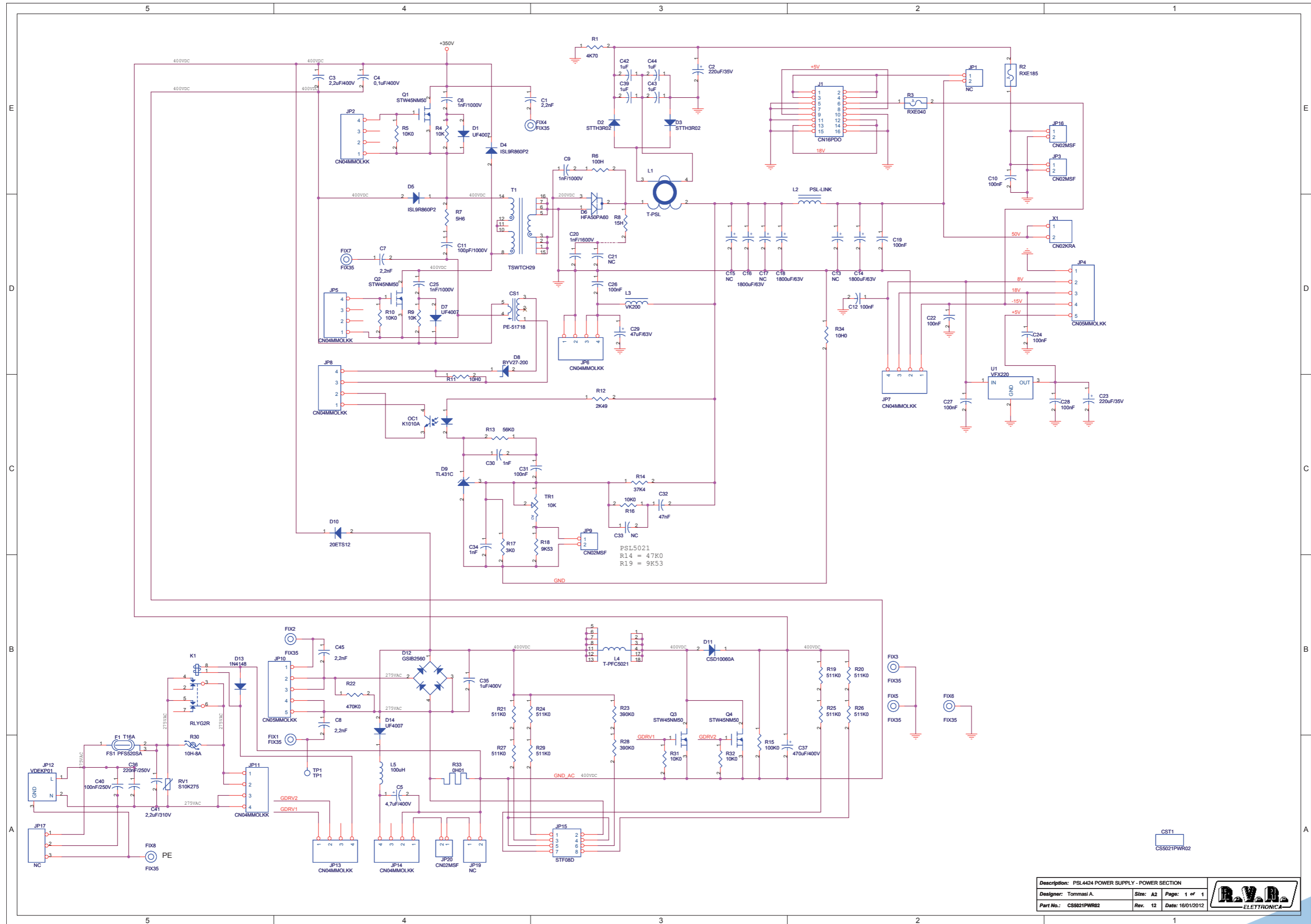
Item	Quantity	Reference	Part	(description)
1	1	CS1	CSLP0187R2	Circuito stampato
2	2	C1, C3	2,2pF	Cond. SMD 1212 HQ
3	6	C2, C7, C8, C26, C43, C46	NC	Cond. SMD 1212 HQ
4	3	C4, C5, C6	1pF	Cond. SMD 1212 HQ
5	23	C9, C10, C11, C12, C13, C14, C15, C16, C17, C18, C19, C20, C21, C22, C23, C24, C25, C27, C28, C39, C40, C44, C47	8,2pF	Cond. SMD 1212 HQ
6	1	C29	5-30pF	Var. comp. Murata TZB4A
7	1	C30	100pF	Cond. SMD 0805 COG
8	1	C31	NC	Cond. SMD 0805 COG
9	1	C32	4,7 pF	Cond. SMD 1212 HQ
10	4	C33, C34, C35, C36	4n7	Cond. SMD 0805
11	2	C37, C38	1n	Cond. SMD 0805
12	2	C41, C42	6,8pF	Cond. SMD 1212 HQ
13	1	C45	12pF	Cond. SMD 1212 HQ
14	1	DCPLR1	DIR_CPLR	Accopp. direz.
15	2	D1, D2	BAS70	DIODO HOT CARRIER
16	7	FIX1, FIX2, FIX3, FIX4, FIX5, FIX6, FIX7	FIX35	Foro fissaggio 3.5mm
17	2	L1, L3	3 sp su d. 10 filo da 2 mm	Bobina
18	1	L2	3 sp su d. 9 filo da 2 mm	Bobina
19	1	L4	3 sp su d. 6,5 filo da 1 mm	Bobina
20	1	PAD1	OUT	
21	1	PAD2	INP	
22	1	PAD3	RF SNIFFER	
23	1	PAD4	FWD	
24	1	PAD5	REF	
25	1	PD1	*	
26	1	R1	51R	Res. SMD 0805
27	3	R2, R9, R10	1K0	Res. SMD 0805
28	2	R4, R3	51R	Res. SMD 2512 1%
29	2	R6, R5	47H0	Res. SMD 0805
30	2	R7, R8	4K7	Res. SMD 0805
31	1	COAX1	RG303	CAVO SCHEMATO

PSL4424



ARCHIVE:	X:\WORKDWG\	
TITLE	CS4424PWR02.dwg	
DOCUMENT NUMBER	PSL4424 PWR	REV
DATE:	25 FEBRUARY 2016	

PSL4424



Description: PSL4424 POWER SUPPLY - POWER SECTION			
Designer: Tommasi A.	Size: A2	Page: 1 of 1	
Part No.: CS5021PWR02	Rev. 12	Date: 16/01/2012	

PSL4424

PSL4424 POWER SUPPLY - POWER SECTION Revised: 16/01/2012
CS5021PWR02 Revision: 12

Alimentatore PSL4424
RVR

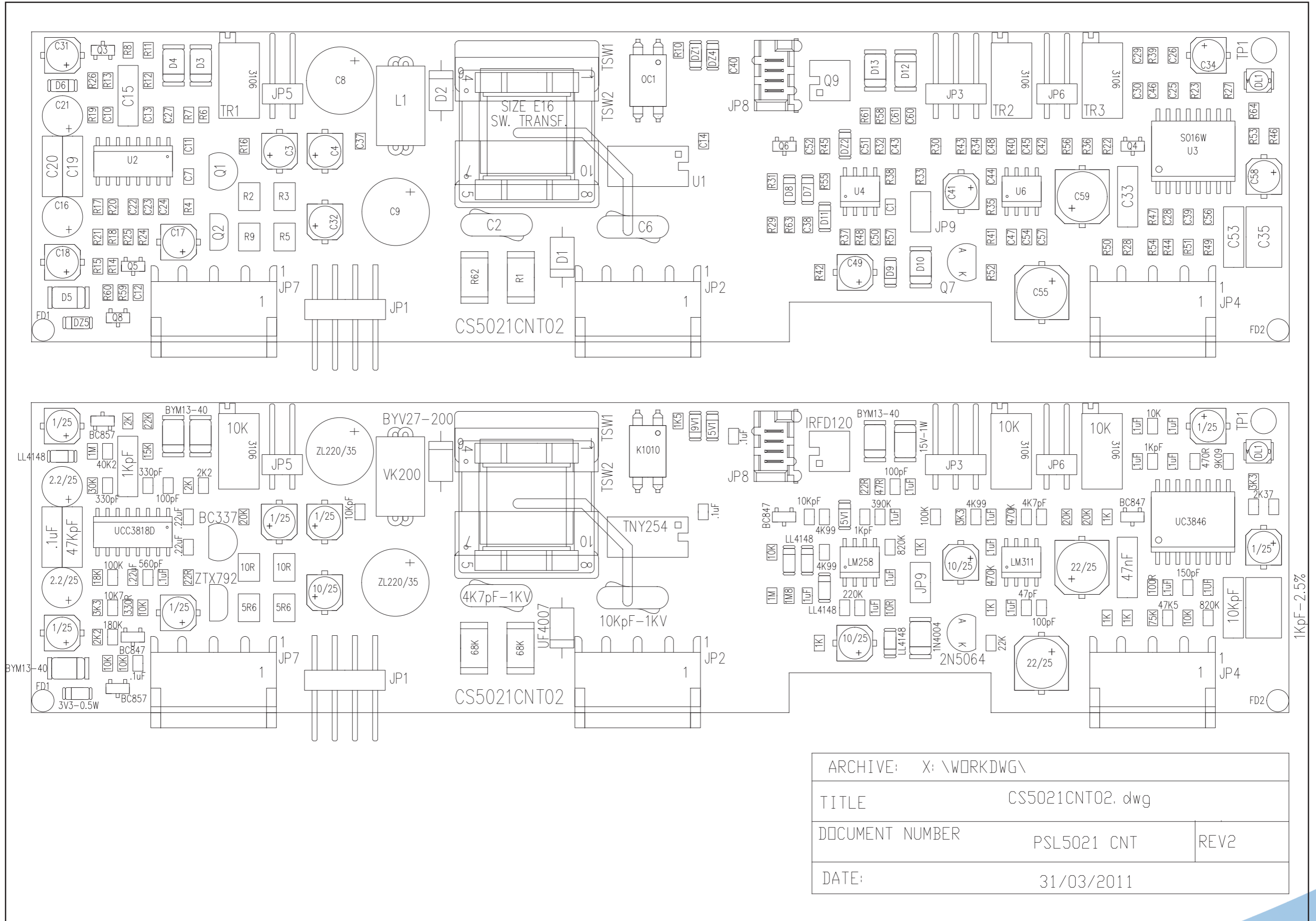
Tommasi A.

Bill Of Page1

Item	Quantity	Reference	Part	Description
1	2	JP10,JP4	CN05MMOLKK	Conn. Molex maschio serie KK p 3.96
2	8	JP2,JP5,JP6,JP7,JP8,JP11,JP13,JP14	CN04MMOLKK	Conn. Molex maschio serie KK p 3.96
3	1	CST1	CS5021PWR02	Circuito stampato
4	1	CS1	PE-51718	Inductor current sense
5	4	C1,C7,C8,C45	2,2nF	Cond. ceramico p 7mm Y2
6	2	C2,C23	220uF/35V	Cond. Elettr. Dia 8 P3 105°C
7	1	C3	2,2uF/400V	Cond. Poli. p 27mm
8	1	C4	0,1uF/400V	Cond. Poliestere p 15mm
9	1	C5	4,7uF/400V	Cond. Elettr. Dia 10 P5.08-105°C
10	3	C6,C9,C25	1nF/1000V	Cond. Poliestere p 10mm
11	6	C10,C12,C22,C24,C27,C28	100nF	Cond. ceramico p 5mm
12	1	C11	100pF/1000V	Cond. ceramico p 5mm alta tensione
13	3	C13,C15,C17	NC	Cond. Elettr. Dia 18 P7 105°C
14	3	C14,C16,C18	1800uF/63V	Cond. Elettr. Dia 18 P7 105°C
15	3	C19,C26,C31	100nF	Cond. Poliestere p 5mm
16	1	C20	1nF/1600V	Cond. Poliestere p 15mm
17	1	C21	NC	Cond. Poliestere p 10mm
18	1	C29	47uF/63V	Cond. Elettr. Dia 6.5 P2.54 105°C
19	2	C30,C34	1nF	Cond. Poliestere p 5mm
20	1	C32	47nF	Cond. Poliestere p 5mm (5*7mm)
21	1	C33	NC	Cond. Poliestere p 5mm
22	1	C35	1uF/400V	Cond. Poli. p 27mm
23	1	C36	220nF/250V	Cond. Poli. p 22mm X2
24	1	C37	470uF/400V	Cond. Elettr. Dia 35 P10 105°C
25	4	C39,C42,C43,C44	1uF	Cond. ceramico p 5mm
26	1	C40	100nF/250V	Cond. Poliestere p 15mm X2
27	1	C41	2,2uF/310V	Cond. Poli. p 27mm X2
28	2	D1,D7,D14	UF4007	Diode plastico DO41
29	2	D2,D3	STTH3R02	Diode Ultrafast DO201
30	2	D4,D5	ISL9R860P2	Diode Stealth TO220
31	1	D6	HFA50PA60	Doppio Diode TO217
32	1	D8	BYV27-200	Diode shottky SOD57
33	1	D9	TL431C	TO92 Reference
34	1	D10	20ETS08	Diode TO220
35	1	D11	CSD10060A	Diode Zero recovery TO220-2
36	1	D12	GSIB2560	Ponte diodi GSIB-5S
37	1	D13	1N4148	Diode in vetro DO35
38	8	FIX1,FIX2,FIX3,FIX4,FIX5,FIX6,FIX7,FIX8	FIX35	Foro fissaggio 3.5mm
39	1	FS1	PFS520SA	Portafusibile 5x20
40	1	F1	T16A	Fusibile Ritardato 5x20mm
41	1	JP1	NC	Strip maschio 2 pin

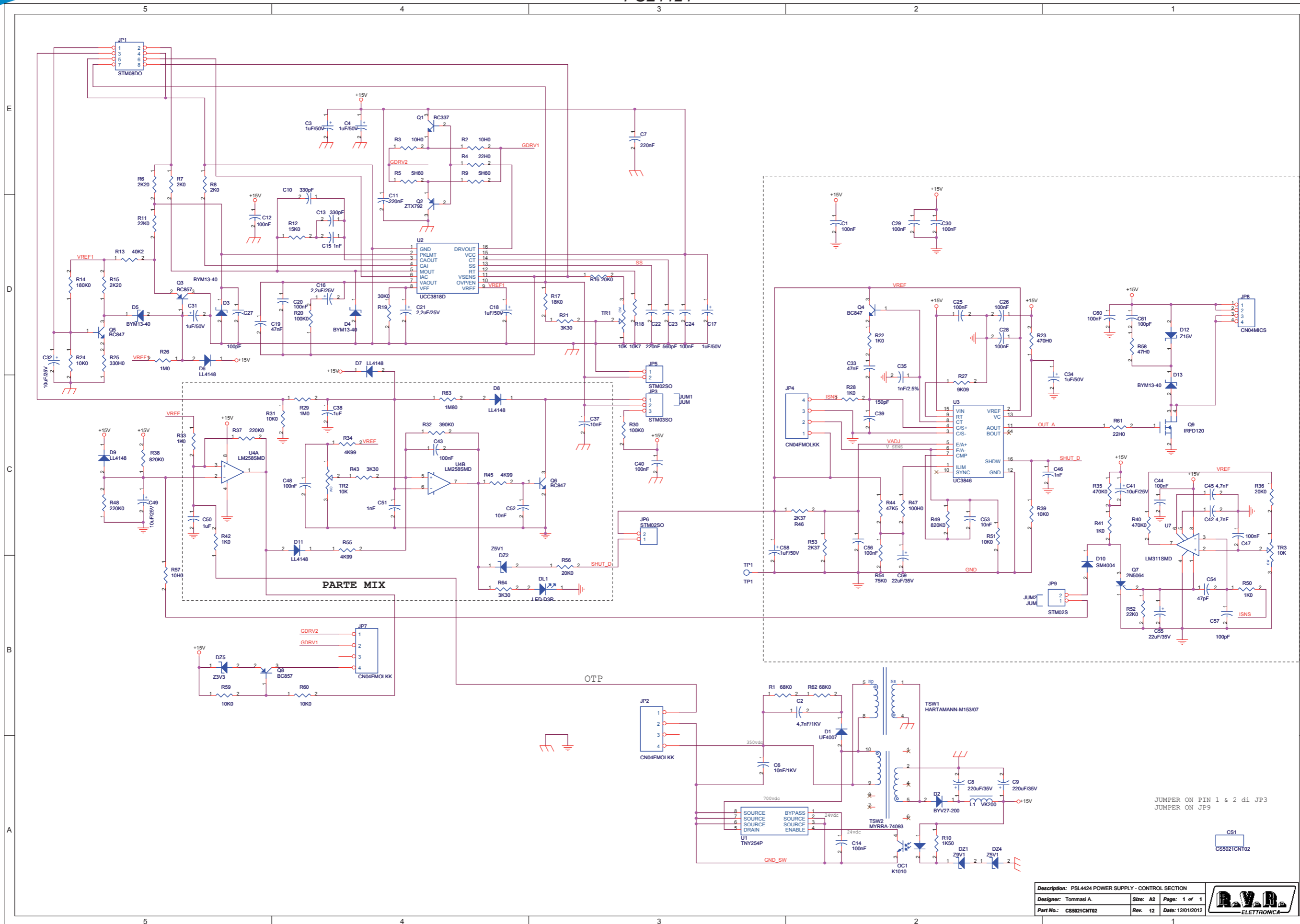
42	4	JP3,JP9,JP16,JP20	CN02MSF	Connettore 2 poli Lumberg MSF p 2.5mm
43	1	JP12	VDEKP01	Conn. VDE con interruttore
44	1	JP15	STF08D	Strip femmina 4+4 pin
45	1	JP17	NC	Conn. tipo KRA a 3 poli p 10mm
46	1	JP19	NC	Conn. tipo KRA a 2 poli
47	1	J1	CN16PDO	Conn.M.C.S.90° 16P alette.
48	1	K1	RLYG2R	Rele' OMRON G2R-1
49	1	L1	T-PSL	Trasf. Ventole PSL
50	1	L2	PSL-LINK	Ind. Link PSL
51	1	L3	VK200	Induttanza cilindrica VK200
52	1	L4	T-PFC5021	Induttanza PFC PSL5021
53	1	L5	100uH	Induttanza Neosid
54	1	OC1	K1010A	Optoisolatore DIP4
55	4	Q1,Q2,Q3,Q4	STW45NM50	
56	1	RV1	S10K275	Varistor dia. 10mm
57	1	R1	4K70	Res. 1/4W 1%
58	1	R2	RXE185	Fusibile autorip. RXE p5mm
59	1	R3	RXE040	Fusibile autorip. RXE p5mm
60	2	R4,R9	10K	Res. filo 5W
61	4	R5,R10,R31,R32	10K0	Res. 1W Antifiamma
62	1	R6	100H	Res. strato 2W
63	1	R7	5H6	Res. strato 2W
64	1	R8	15H	Res. filo 5W
65	2	R11,R34	10H0	Res. 1/4W 1%
66	1	R12	2K49	Res. 1/4W 1%
67	1	R13	56K0	Res. 1/4W 1%
68	1	R14	37K4	Res. 1/4W 1%
69	1	R15	100K0	Res. strato 2W
70	1	R16	10K0	Res. 1/4W 1%
71	1	R17	3K0	Res. 1/4W 1%
72	1	R18	9K53	Res. 1/4W 1%
73	8	R19,R20,R21,R24,R25,R26,R27,R29	511K0	Res. 1/4W 1%
74	1	R22	470K0	Res. strato 2W
75	2	R23,R28	390K0	Res. 1/4W 1%
76	1	R30	10H-8A	Res. NTC di potenza p 6mm
77	1	R33	0H01	Shunt OAR 5W
78	1	TP1	TP1	Test point
79	1	TR1	10K	Trimmer Rg V 3296W
80	1	T1	TSWTCH29	Trasf. switching Tisci xx
81	1	U1	LM7805	Stabilizzatore TO220
82	1	X1	FSTCS	Faston da CS

PSL4424



ARCHIVE:	X: \WORKDWG\		
TITLE	CS5021CNT02.dwg		
DOCUMENT NUMBER	PSL5021 CNT	REV2	
DATE:	31/03/2011		

PSL4424



JUMPER ON PIN 1 & 2 di JP3
JUMPER ON JP9

Description: PSL4424 POWER SUPPLY - CONTROL SECTION		
Designer: Tommasi A.	Size: A2 Page: 1 of 1	
Part No.: CS5021CNT02	Rev: 12 Date: 12/01/2012	

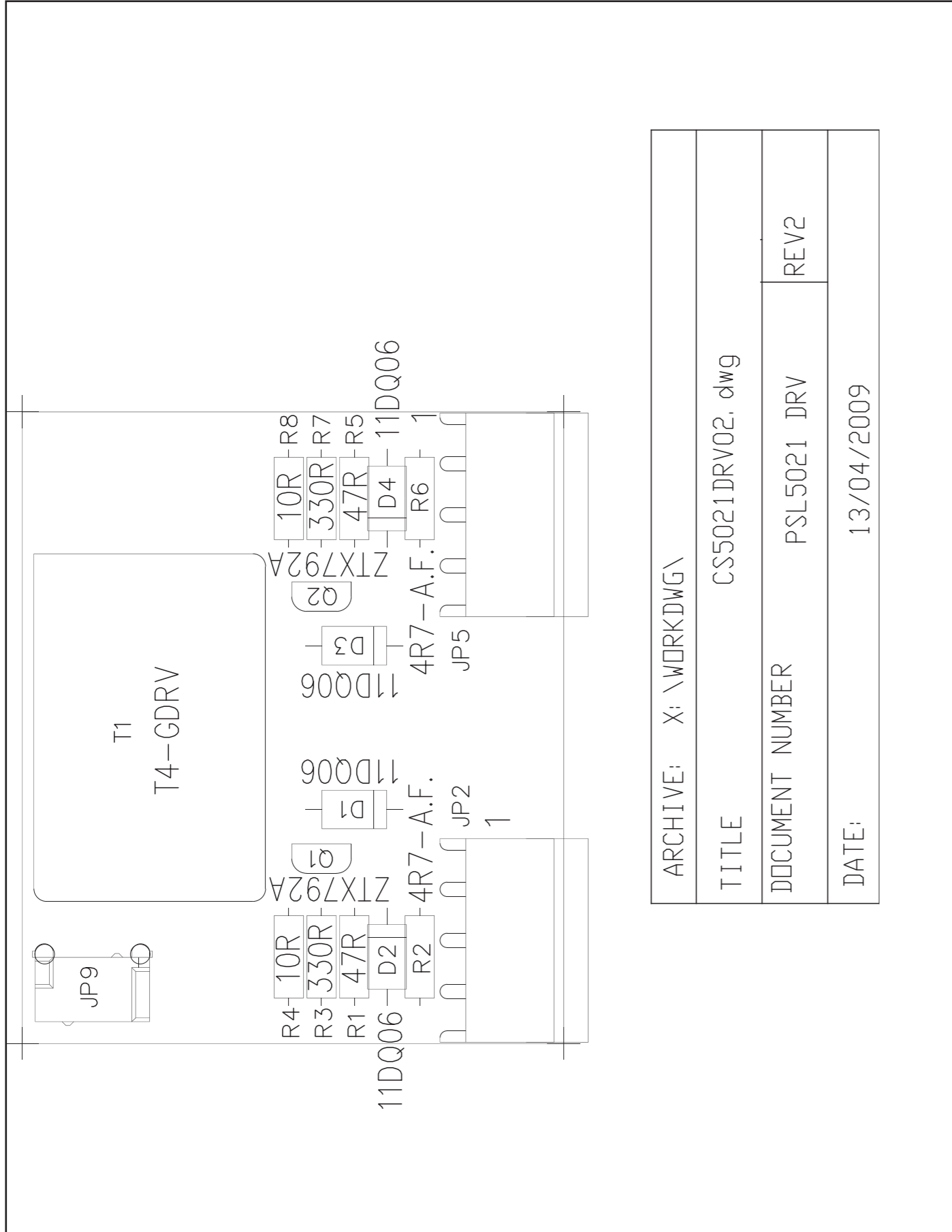
PSL4424

PSL4424 POWER SUPPLY - CONTROL SECTION Revised: 12/01/2012
 CS5021CNT02 Revision: 12
 RVR

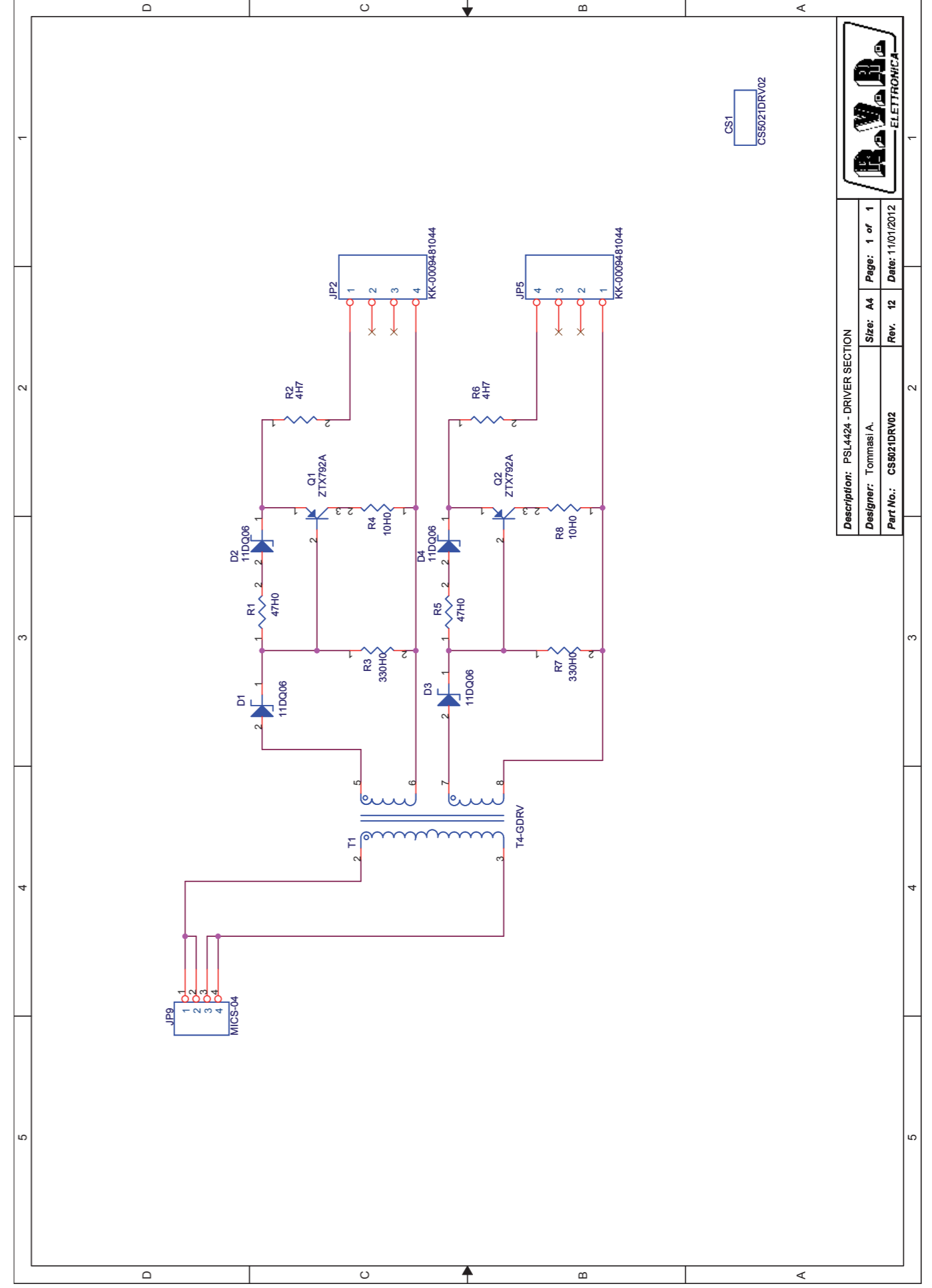
Item	Quantity	Reference	Part	Description
1	1	CS1	CS5021CNT02	Circuito stampato
2	16	C1,C12,C14,C24,C25,C26,C28,C29,C30,C40,C43,C44,C47,C48,C56,C60	100nF	Cond. SMD 0805
3	1	C2	4,7nF/1KV	Cond. ceramico p 5mm alta tensione
4	7	C3,C4,C17,C18,C31,C34,C58	1uF/50V	Cond. Elett. SMD d. 4mm
5	1	C6	10nF/1KV	Cond. ceramico p 5mm alta tensione
6	3	C7,C11,C22	220nF	Cond. SMD 0805
7	2	C8,C9	220uF/35V	Cond. Elett. Dia 8 P5 105°C
8	2	C10,C13	330pF	Cond. SMD 0805
9	1	C15	1nF	Cond. Poliestere p 5mm
10	2	C16,C21	2,2uF/25V	Cond. Elett. Tant. p. 2.5mm
11	2	C19,C33	47nF	Cond. Poliestere p 5mm
12	1	C20	100nF	Cond. Poliestere p 5mm
13	1	C23	560pF	Cond. SMD 0805
14	3	C27,C57,C61	100pF	Cond. SMD 0805
15	3	C32,C41,C49	10uF/25V	Cond. Elett. SMD d. 4mm
16	1	C35	1nF/2.5%	Cond. Poliestere p 5mm (5*7mm)
17	2	C37,C52	10nF	Cond. SMD 0805
18	2	C38,C50	1uF	Cond. SMD 0805
19	1	C39	150pF	Cond. SMD 0805
20	2	C42,C45	4,7nF	Cond. SMD 0805
21	2	C46,C51	1nF	Cond. SMD 0805
22	1	C53	10nF	Cond. Poliestere p 5mm
23	1	C54	47pF	Cond. SMD 0805
24	2	C55,C59	22uF/35V	Cond. Elett. SMD d. 6.3mm
25	1	DL1	LED-D3R	LED SMD PLCC2
26	1	DZ1	Z9V1	MINIMELF SMD Zener Diode
27	2	DZ2,DZ4	Z5V1	MINIMELF SMD Zener Diode
28	1	DZ5	Z3V3	MINIMELF SMD Zener Diode
29	1	D1	UF4007	Diode plastico DO41
30	1	D2	BYV27-200	Diode in vetro SOD57
31	4	D3,D4,D5,D13	BYM13-40	Diode shottky MELF
32	5	D6,D7,D8,D9,D11	LL4148	MINIMELF SMD Diode
33	1	D10	SM4004	MELF SMD Diode
34	1	D12	Z15V	MELF SMD Zener Diode
35	1	JP1	STM08DO	Strip maschio 4+4 pin 90°
36	3	JP2,JP4,JP7	CN04FMOLKK	Conn. Molex femm. serie KK p 3.96
37	1	JP3	STM03SO	Strip maschio 3 pin a 90°
38	2	JP5,JP6	STM02SO	Strip maschio 2 pin a 90°
39	1	JP8	CN04MICS	Conn. Lumberg MICS
40	1	JP9	STM02S	Strip maschio 2 pin
41	2	JUM1,JUM2	JUM	Ponticello Jumper
42	1	L1	VK200	Induttanza cilindrica VK200
43	1	OC1	K1010	Optoisolatore DIP4
44	1	Q1	BC337	Trans. NPN TO92
45	1	Q2	ZTX792	Trans. PNP TO92
46	2	Q3,Q8	BC857	Trans. PNP SOT23
47	3	Q4,Q5,Q6	BC847	Trans. NPN SOT23
48	1	Q7	2N5064	TO92 SCR
49	1	Q9	IRFD120	Trans. FET N DIL4
50	2	R1,R62	68K0	Res. SMD 2512 1%

51	2	R2,R3	10H0	Res. SMD 1210
52	2	R4,R61	22H0	Res. SMD 0805
53	2	R5,R9	5H60	Res. SMD 1210
54	2	R6,R15	2K20	Res. SMD 0805
55	2	R7,R8	2K0	Res. SMD 0805
56	1	R10	1K50	Res. SMD 0805
57	2	R11,R52	22K0	Res. SMD 0805
58	1	R12	15K0	Res. SMD 0805
59	1	R13	40K2	Res. SMD 0805
60	1	R14	180K0	Res. SMD 0805
61	3	R16,R36,R56	20K0	Res. SMD 0805
62	1	R17	18K0	Res. SMD 0805
63	1	R18	10K7	Res. SMD 0805
64	1	R19	30K0	Res. SMD 0805
65	2	R20,R30	100K0	Res. SMD 0805
66	3	R21,R43,R64	3K30	Res. SMD 0805
67	6	R22,R28,R33,R41,R42,R50	1K0	Res. SMD 0805
68	1	R23	470H0	Res. SMD 0805
69	6	R24,R31,R39,R51,R59,R60	10K0	Res. SMD 0805
70	1	R25	330H0	Res. SMD 0805
71	2	R26,R29	1M0	Res. SMD 0805
72	1	R27	9K09	Res. SMD 0805
73	1	R32	390K0	Res. SMD 0805
74	1	R34,R45,R55	4K99	Res. SMD 0805
75	3	R35,R40	470K0	Res. SMD 0805
76	2	R37,R48	220K0	Res. SMD 0805
77	2	R38,R49	820K0	Res. SMD 0805
78	2	R44	47K5	Res. SMD 0805
79	1	R46,R53	2K37	Res. SMD 0805
80	2	R47	100H0	Res. SMD 0805
81	1	R54	75K0	Res. SMD 0805
82	1	R57	10H0	Res. SMD 0805
83	1	R58	47H0	Res. SMD 0805
84	1	R63	1M80	Res. SMD 0805
85	1	TP1	TP1	Test point
86	1	TR1,TR2,TR3	10K	Trimmer Rg H 3296X
87	3	TSW1	HARTAMANN-M153/07	
88	1	TSW2	MYRRA-74093	
89	1	U1	TNY254	Switching controller
90	1	U2	UCC3818D	Power Factor controller
91	1	U3	UC3846	Switching controller
92	1	U4	LM258SMD	Dual Op. SMD SO8
93	1	U7	LM311SMD	Comp. SMD SO8

PSL4424



ARCHIVE:	X:\WORKDWG\
TITLE	CS5021DRV02.dwg
DOCUMENT NUMBER	PSL5021 DRV
DATE:	13/04/2009
	REV2



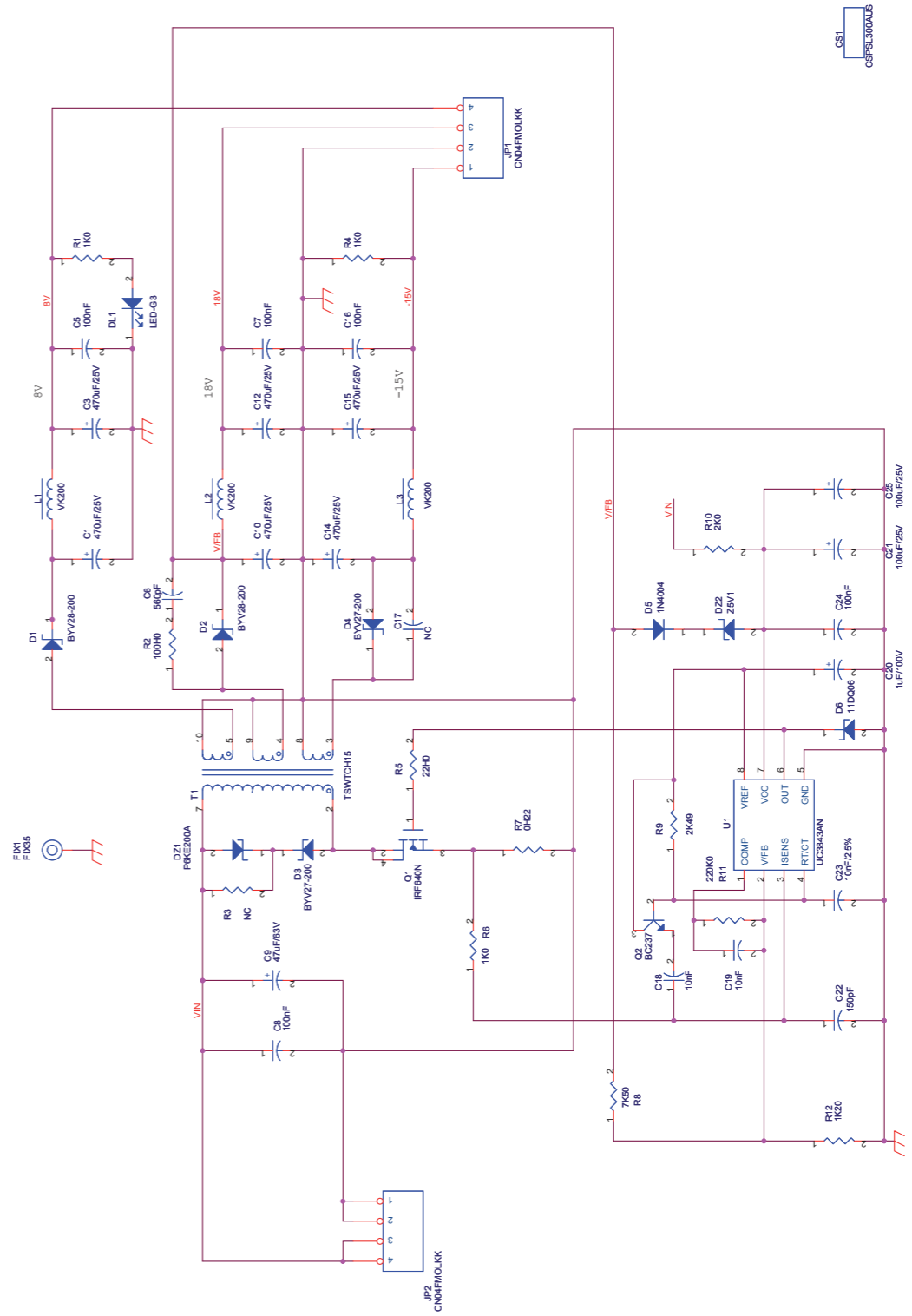
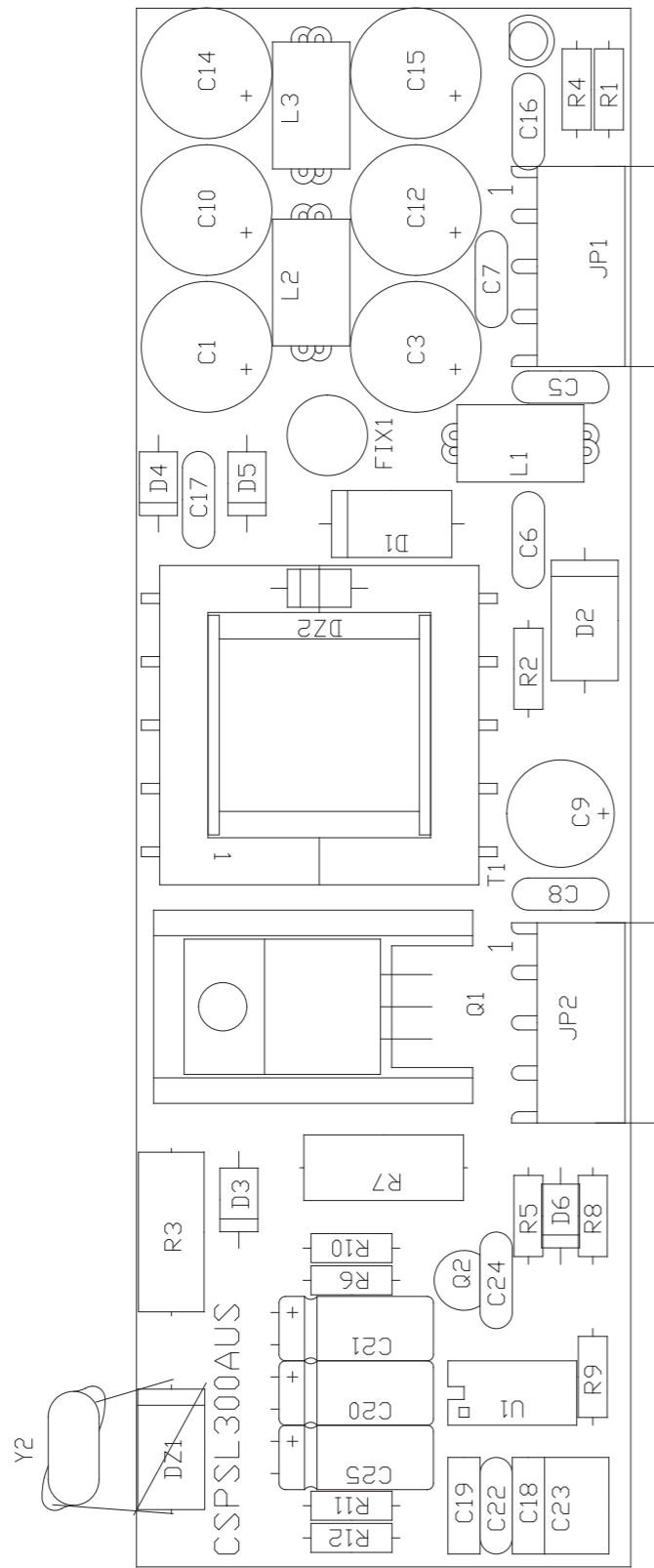
Description: PSL4424 - DRIVER SECTION	
Designer: Tommasi A.	Size: A4
Part No.: CS5021DRV02	Rev. 12
	Page: 1 of 1
	Date: 11/01/2012

PSL4424

PSL4424 - DRIVER SECTION Revised: 11/01/2012
 CS5021DRV02 Revision: 12
 RVR

Item	Quantity	Reference	Part	Description
1	1	CS1	CS5021DRV02	Circuito stampato
2	4	D1,D2,D3,D4	11DQ06	Diodo shottky DO41G
3	2	JP2,JP5	KK-0009481044	Conn. Molex femm. serie KK p 3.96
4	1	JP9	MICS-04	Conn. Lumberg MICS
5	2	Q1,Q2	ZTX792A	Trans. PNP TO92
6	2	R1,R5	47H0	Res. 1/4W 1%
7	2	R2,R6	4H70	Res. 1W 5%Antifiamma
8	2	R3,R7	330H0	Res. 1/4W 1%
9	2	R4,R8	10H0	Res. 1/4W 1%
10	1	T1	T4-GDRV	Gate driver transformer

PSL4424



	PRODUCT NAME : TEXI50-LCD	PART NAME : Auxiliary Power Supply Card
	DESIGNER : U.T. - rev: J. Berti	DATE : 24/10/2005
ARCHIVING : *RVRUT* SERVER, *RILASCIATI* FOLDER	PROJECT CODE : 030	DOCUMENT CODE : PSL300

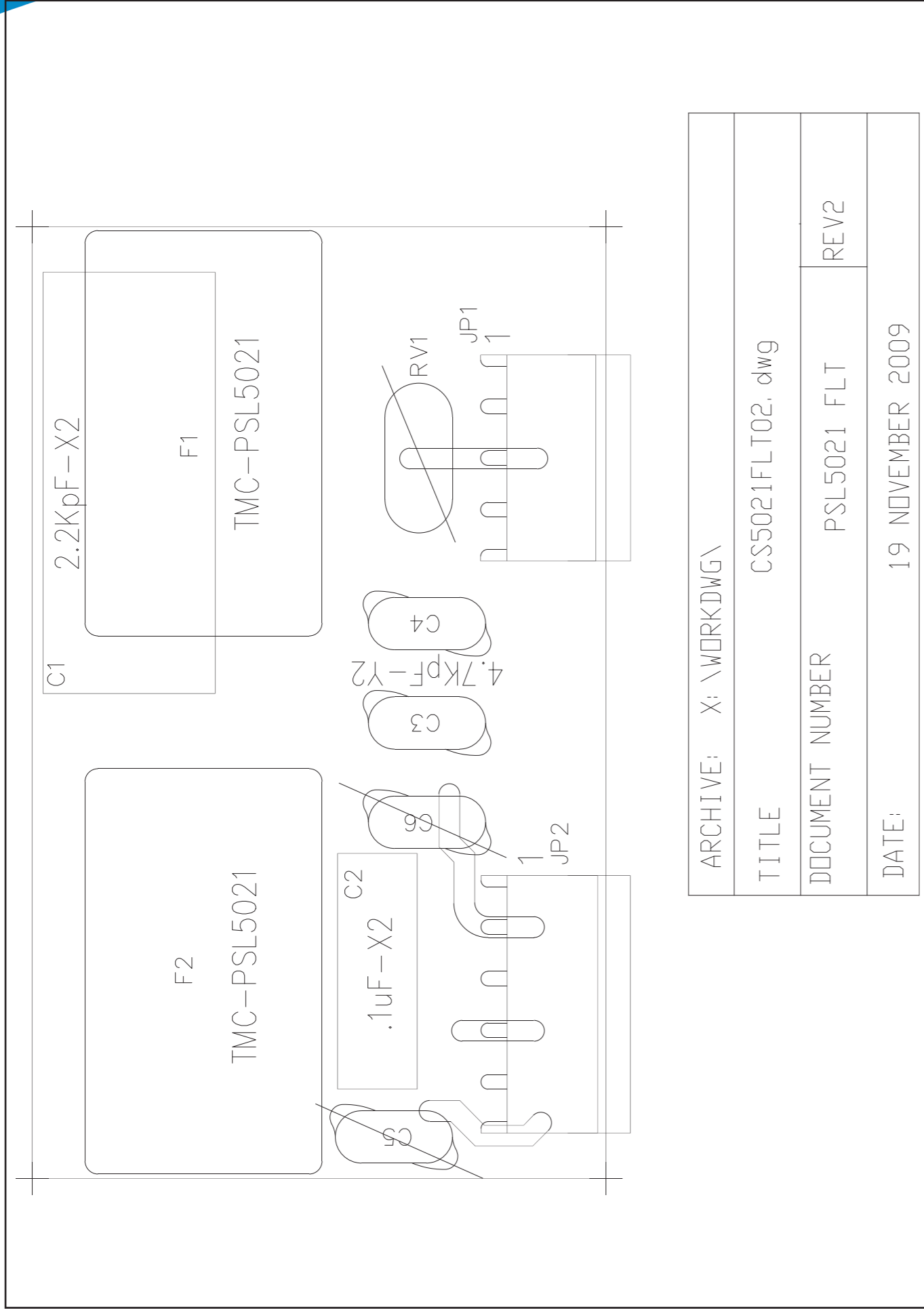
Description: PSL4424 POWER SUPPLY - AUXILIARY CARD	
Designer: Tommaso A.	Size: A3
Part No.: CSPSL300AUS	Page: 1 of 1
	Date: 20/12/02
	Rev. 12

PSL4424

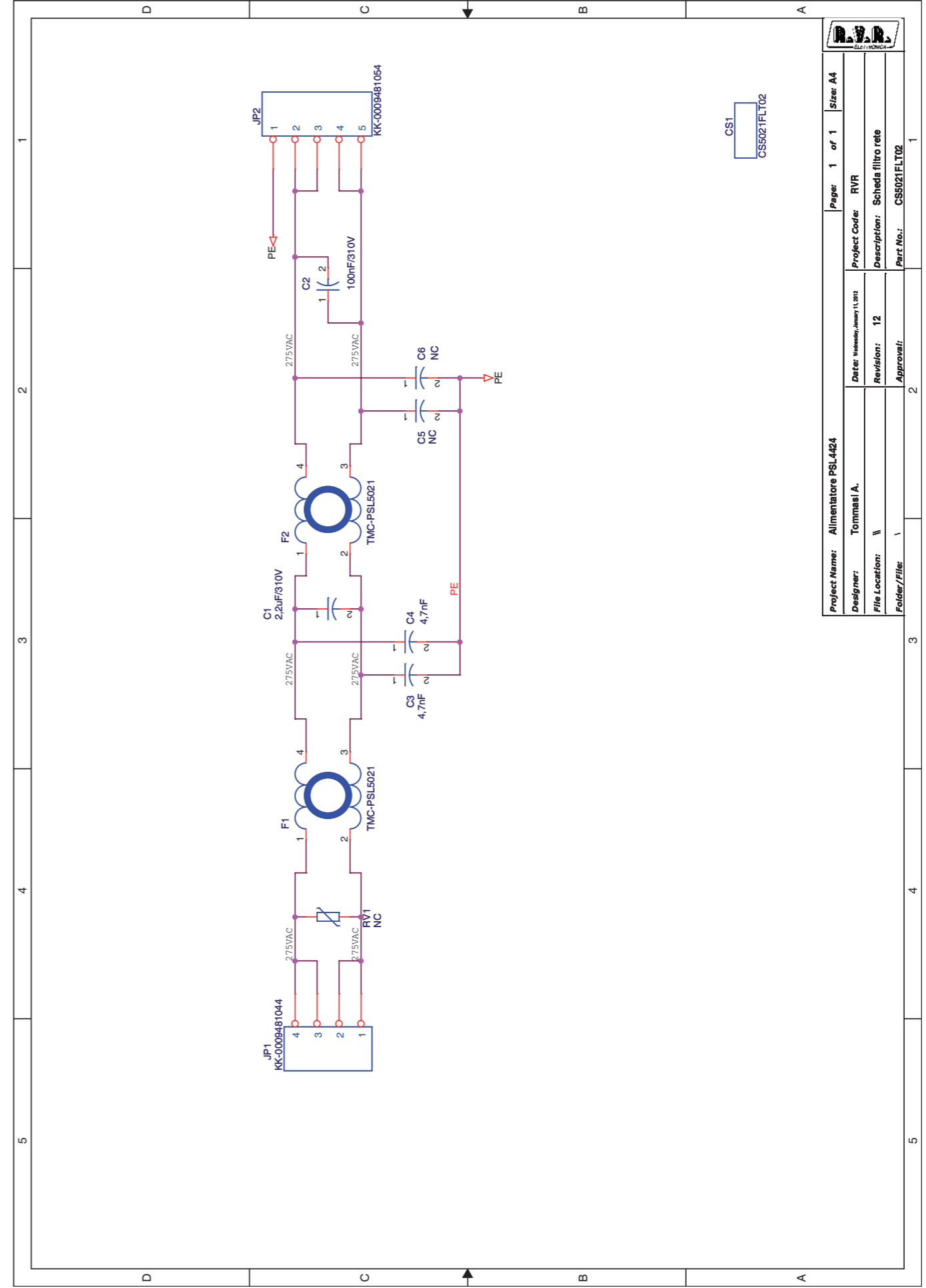
PSL4424 POWER SUPPLY - AUXILIARY CARD Revised: 12/01/2012
 CSPSL300AUS Revision: 12
 RVR

Item	Quantity	Reference	Part	Description
1	1	CS1	CSPSL300AUS	Circuito stampato
2	6	C1,C3,C10,C12,C14,C15	470uF/25V	Cond. Elettr. Dia 10 P5.08-105°C
3	4	C5,C7,C16,C24	100nF	Cond. ceramico p 5mm
4	1	C6	560pF	Cond. ceramico p 5mm
5	1	C8	100nF	Cond. Poliestere p 5mm
6	1	C9	47uF/63V	Cond. Elettr. Dia 6.5 P2.54 105°C
7	1	C17	NC	Cond. ceramico p 5mm
8	2	C18,C19	10nF	Cond. ceramico p 5mm
9	1	C20	1uF/100V	Cond. Elettr. Dia 5 P2.54
10	2	C21,C25	100uF/25V	Cond. Elettr. Dia 5 P2.54
11	1	C22	150pF	Cond. ceramico p 5mm
12	1	C23	10nF/2.5%	Cond. Poliestere p 5mm (5*7mm)
13	1	DL1	LED-G3	LED Verde dia. 3mm
14	1	DZ1	P6KE200A	5W Transient Voltage Supp.
15	1	DZ2	Z5V1	1W Zener Diode
16	2	D1,D2	BYV28-200	Diodo shottky SOD64
17	2	D3,D4	BYV27-200	Diodo shottky SOD57
18	1	D5	1N4004	Diodo plastico DO41
19	1	D6	11DQ06	Diodo shottky DO41G
20	1	FIX1	FIX35	Foro fissaggio 3.5mm
21	2	JP1,JP2	CN04FMOLKK	Conn. Molex femm. serie KK p 3.96
22	3	L1,L2,L3	VK200	Induttanza cilindrica VK200
23	1	Q1	IRF640N	Trans. FET N TO220
24	1	Q2	BC237	Trans. NPN TO92
25	3	R1,R4,R6	1K0	Res. 1/4W 1%
26	1	R2	100H0	Res. 1/4W 1%
27	1	R3	NC	Res. 1/4W 1%
28	1	R5	22H0	Res. 1/4W 1%
29	1	R7	0H22	Res. strato 2W
30	1	R8	7K50	Res. 1/4W 1%
31	1	R9	2K49	Res. 1/4W 1%
32	1	R10	2K0	Res. 1/4W 1%
33	1	R11	220K0	Res. 1/4W 1%
34	1	R12	1K20	Res. 1/4W 1%
35	1	T1	TSWTCH15	Trasf. switching Tisci15
36	1	U1	UC3843AN	SO8 Switching controller

PSL4424



ARCHIVE:	X:\WORKDWG\
TITLE	CS5021FLT02.dwg
DOCUMENT NUMBER	PSL5021 FLT
DATE:	19 NOVEMBER 2009
	REV2



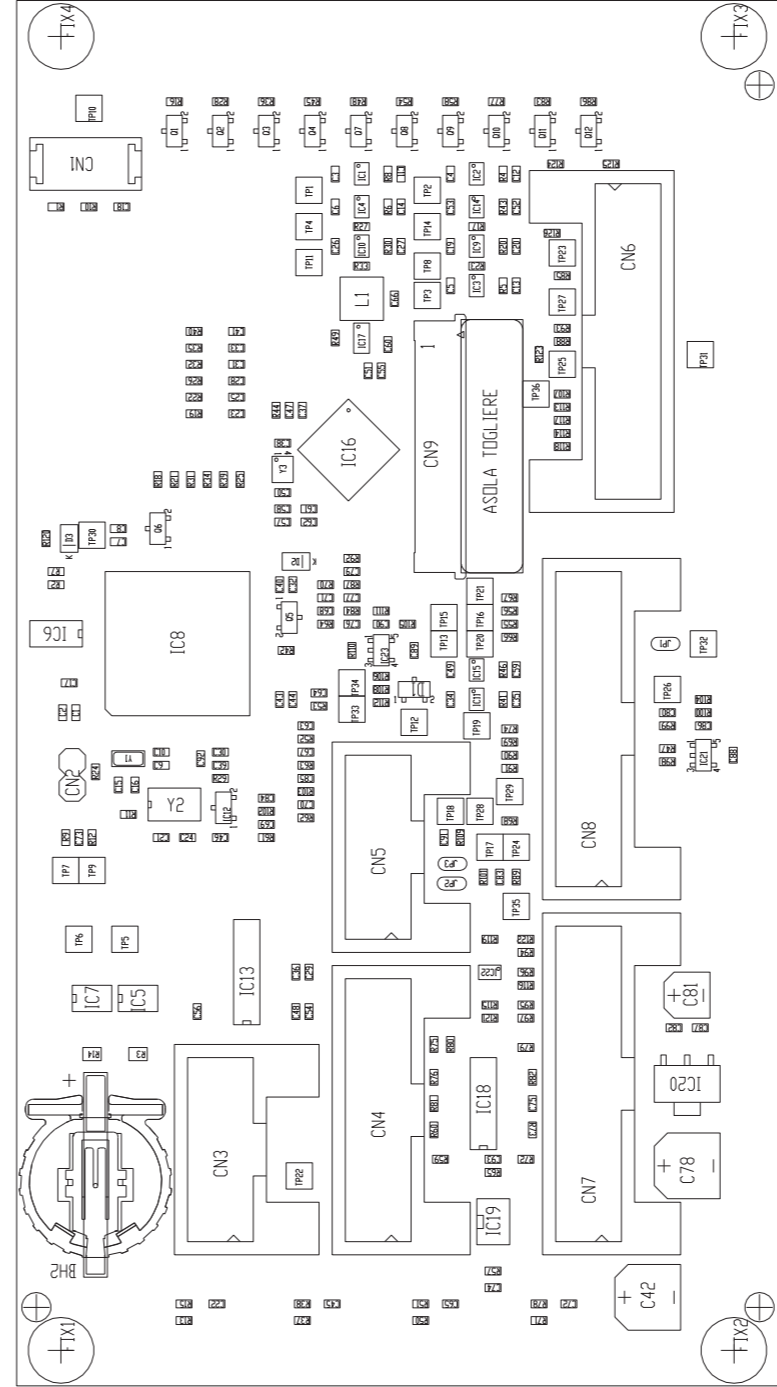
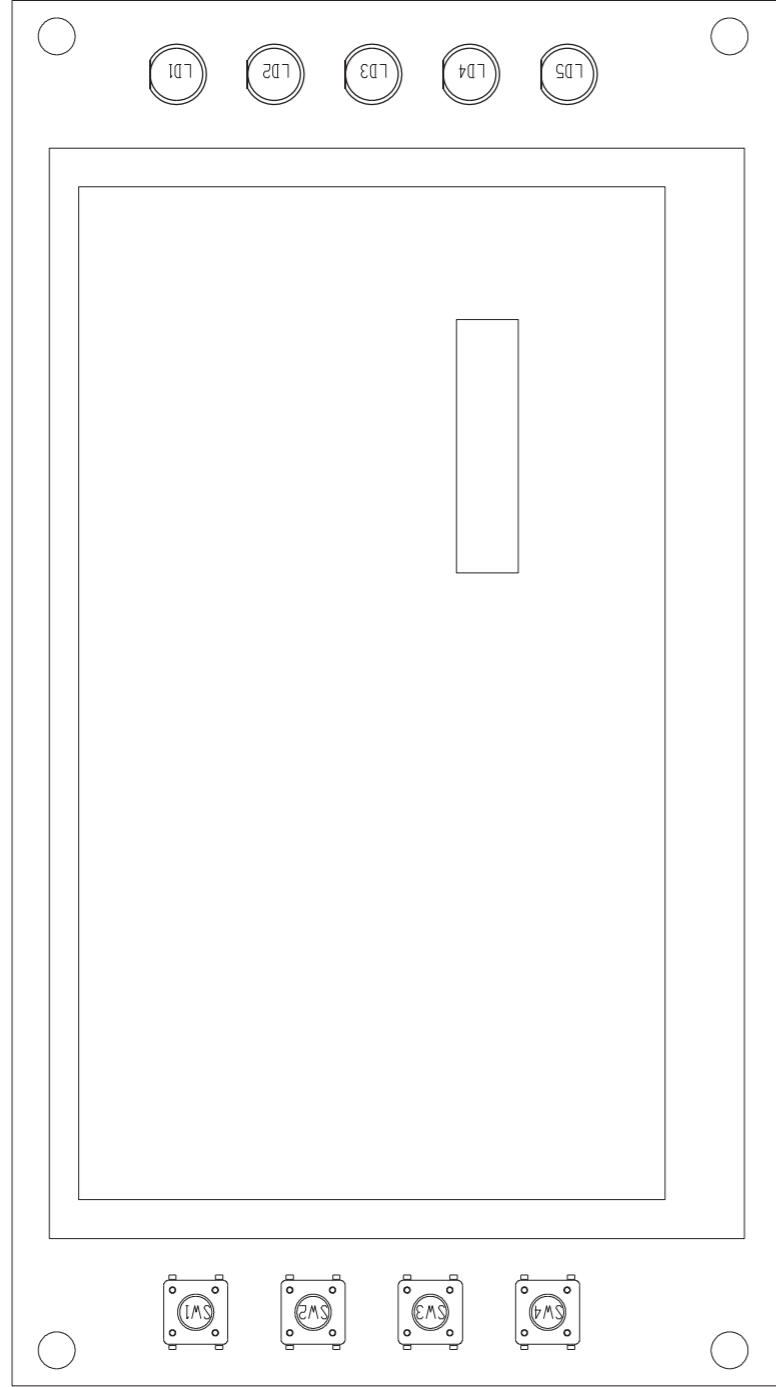
Project Name: Alimentatore PSL4424		Page: 1 of 1	Size: A4
Designer: Tommasi A.	Date: 19/11/2009	Project Code: RVR	
File Location: \	Revision: 12	Description: Scheda filtro rete	
Folder/File: 1	Approval:	Part No.: CS5021FLT02	

PSL4424

Scheda filtro rete Revised: Wednesday, January 11, 2012
 CS5021FLT02 Revision: 12

Alimentatore PSL4424
 RVR

Item	Quantity	Reference	Part	Description
1	1	CS1	CS5021FLT02	Circuito stampato
2	1	C1	2,2uF/310V	Cond. Poli. p 27mm X2
3	1	C2	100nF/310V	Cond. Poliestere p 15mm X2
4	2	C3,C4	4,7nF	Cond. ceramico p 7mm Y2
5	2	C5,C6	NC	Cond. ceramico p 7mm Y2
6	2	F1,F2	TMC-PSL5021	Ind. toroidale modo comune
7	1	JP1	KK-0009481044	Conn. Molex femm. serie KK p 3.96
8	1	JP2	KK-0009481054	Conn. Molex femm. serie KK p 3.96
9	1	RV1	NC	Varistor dia. 7mm



PRODUCT NAME : TEX-TFT

PART NAME : Touch Screen Panel Card

DESIGNER : FRANCESCHI A.

DATE : 16/03/22 REVISION : 1.0 SCALE : 1:1 SIZE : A4 PAGE : 1 DI 1

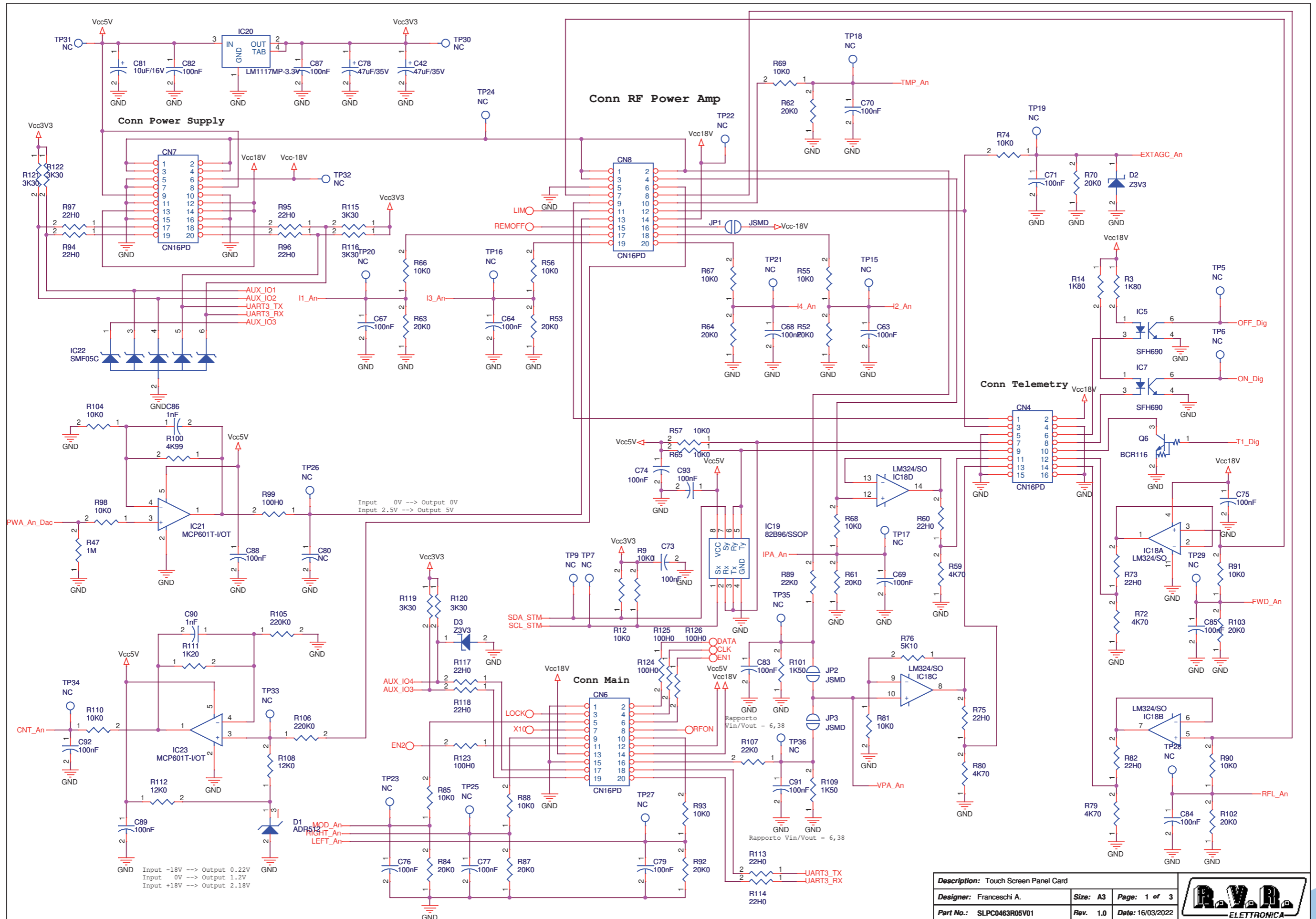
ARCHIVING : "RVRUT" SERVER, "RILASCIATI" FOLDER

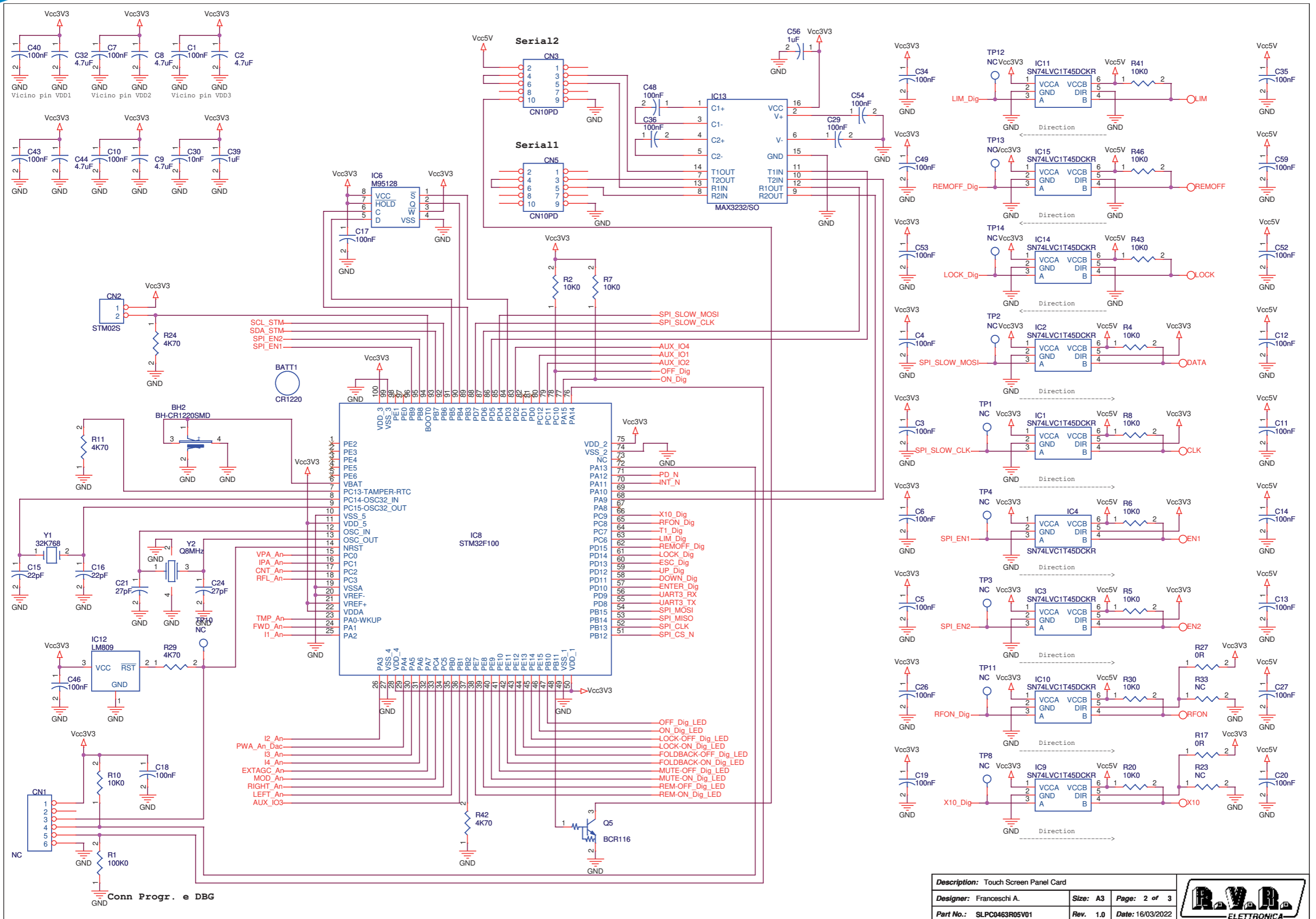
PROJECT CODE : 252

DOCUMENT CODE : SLPC0463R05V**

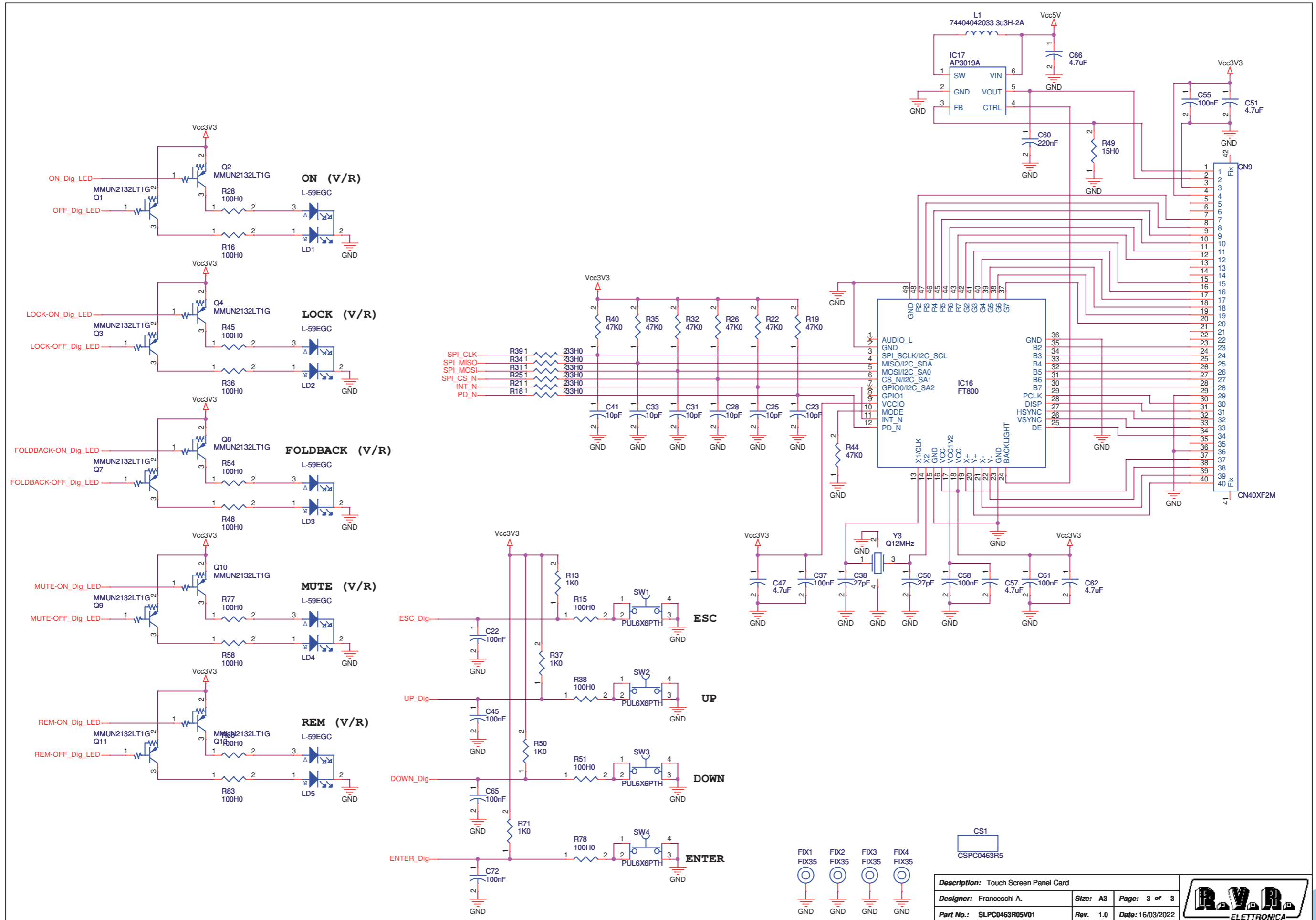


SLPC0463R05V01





SLPC0463R05V01



Description: Touch Screen Panel Card		
Designer: Franceschi A.	Size: A3	Page: 3 of 3
Part No.: SLPC0463R05V01	Rev.: 1.0	Date: 16/03/2022

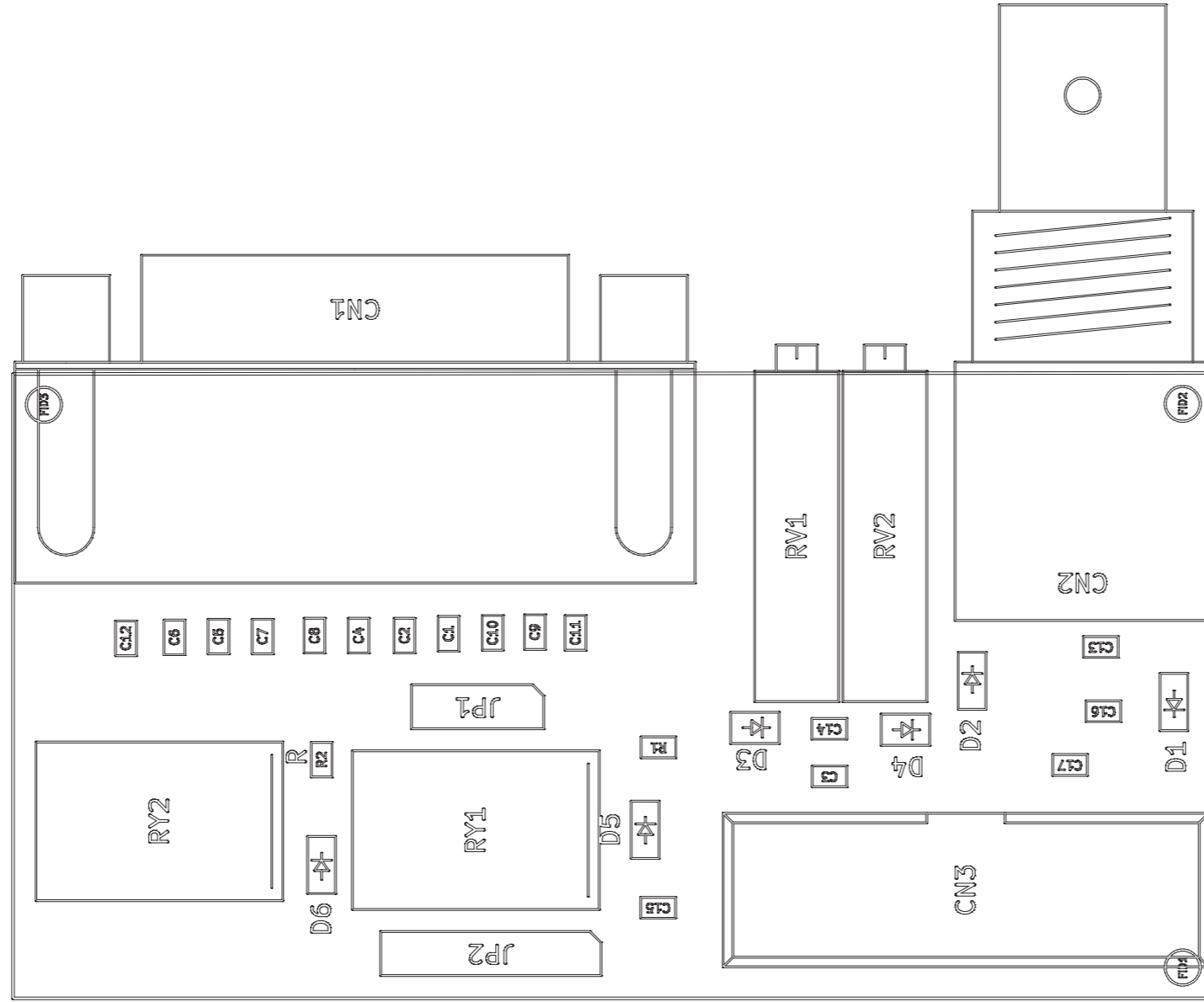


SLPC0463R05V01

Touch Screen Panel Card Revised: 16/03/2022
 SLPC0463R05V01 Revision: 1.0
 Franceschi A.

Item	Quantity	Reference	Part	Description
1	1	BATT1	CR1220	CR1220 Lithium Battery
2	1	BH2	BH-CR1220SMD	CR1220 SMD Battery holder
3	1	CN1	NC	6 way PTH Micromatch connector
4	1	CN2	STM02S	Male strip 2 pin
5	2	CN3, CN5	CN10PD	10 way pcb conn.
6	1	CN4	CN16PD	16 way pcb conn.
7	3	CN6, CN7, CN8	CN16PD	16 way pcb conn.
8	1	CN9	CN40XF2M	40 way ZIF conn. pitch 0,5mm
9	1	CS1	CSPC0463R4	Printed Circuit board
10	61	C1, C3, C4, C5, C6, C7, C10, C11, C12, C13, C14, C17, C18, C19, C20, C22, C26, C27, C29, C34, C35, C36, C37, C40, C43, C45, C46, C48, C49, C52, C53, C54, C55, C58, C59, C61, C63, C64, C65, C67, C68, C69, C70, C71, C72, C73, C74, C75, C76, C77, C79, C82, C83, C84, C85, C87, C88, C89, C91, C92, C93	100nF	0603 SMD capacitor
11	10	C2, C8, C9, C32, C44, C47, C51, C57, C62, C66	4.7uF	0603 SMD capacitor
12	2	C15, C16	22pF	0603 SMD capacitor
13	4	C21, C24, C38, C50	27pF	0603 SMD capacitor
14	6	C23, C25, C28, C31, C33, C41	10pF	0603 SMD capacitor
15	1	C30	10nF	0603 SMD capacitor
16	2	C39, C56	1uF	0603 SMD capacitor
17	2	C42, C78	47uF/35V	SMD electr. cap. 6.3mm
18	1	C60	220nF	0603 SMD capacitor
19	1	C80	NC	0603 SMD capacitor
20	1	C81	10uF/16V	SMD electr. cap. 4mm
21	2	C86, C90	1nF	0603 SMD capacitor
22	1	D1	ADR512	SMD SOT23 precision Zener
23	2	D2, D3	Z3V3	SOD123F Zener Diode
24	4	FIX1, FIX2, FIX3, FIX4	FIX35	3.5mm Fixing hole
25	9	IC1, IC2, IC3, IC4, IC9, IC10, IC11, IC14, IC15	SN74LVC1T45DCKR	Bidirect. level translator
26	2	IC5, IC7	SFH690	Optocoupler SMD S06
27	1	IC6	M95128	SMD Serial EEPROM
28	1	IC8	STM32F100	STM32F100 Microcontroller
29	1	IC12	LM809-2.93	uC supervisor
30	1	IC13	MAX3232/SO	SO16 RS232 driver
31	1	IC16	FT800	Display controller
32	1	IC17	AP3019A	Switching LED driver
33	1	IC18	LM324/SO	Quad Op. SMD SO14
34	1	IC19	82B96/SSOP	SMD IIC Bus driver
35	1	IC20	LM1117MP-3.3V	Voltage reg. SMD SOT223
36	2	IC21, IC23	MCP601T-I/OT	Single Op Amp SOT23-5
37	1	IC22	SMF05C	TVS Diode array
38	3	JP1, JP2, JP3	J5MD	2 pad SMD jumper
39	5	LD1, LD2, LD3, LD4, LD5	L-59EGC	Two-color led common Cathode 5mm
40	1	L1	74404042033 3u3H-2A	WE LQ540 series inductor
41	10	Q1, Q2, Q3, Q4, Q7, Q8, Q9, Q10, Q11, Q12	MMUN2132LT1G	Digital PNP trans. SOT23
42	2	Q5, Q6	BCR116	Digital NPN trans. SOT23
43	1	R1	100K0	0603 SMD res.
44	32	R2, R4, R5, R6, R7, R8, R9, R10, R12, R20, R30, R41, R43, R46, R55, R56, R57, R65, R66, R67, R68, R69, R74, R81, R85, R88, R90, R91, R93, R98, R104, R110	10K0	0603 SMD res.
45	2	R3, R14	1K80	0805 SMD res.
46	8	R11, R24, R29, R42, R59, R72, R79, R80	4K70	0603 SMD res.
47	4	R13, R37, R50, R71	1K0	0603 SMD res.
48	19	R15, R16, R28, R36, R38, R45, R48, R51, R54, R58, R77, R78, R83, R86, R99, R123, R124, R125, R126	100H0	0603 SMD res.
49	2	R17, R27	0R	0603 SMD res.
50	6	R18, R21, R25, R31, R34, R39	33H0	0603 SMD res.
51	7	R19, R22, R26, R32, R35, R40, R44	47K0	0603 SMD res.
52	2	R23, R33	NC	0603 SMD res.
53	1	R47	1M	0603 SMD res.
54	1	R49	15H0	0603 SMD res.
55	12	R52, R53, R61, R62, R63, R64, R70, R84, R87, R92, R102, R103	20K0	0603 SMD res.
56	12	R60, R73, R75, R82, R94, R95, R96, R97, R113, R114, R117, R118	22H0	0603 SMD res.
57	1	R76	5K10	0603 SMD res.
58	2	R89, R107	22K0	0603 SMD res.
59	1	R100	4K99	0603 SMD res.
60	2	R101, R109	1K50	0603 SMD res.
61	2	R105, R106	220K0	0603 SMD res.
62	2	R108, R112	12K0	0603 SMD res.
63	1	R111	1K20	0603 SMD res.
64	6	R115, R116, R119, R120, R121, R122	3K30	0603 SMD res.
65	4	SW1, SW2, SW3, SW4	PUL6X6PTH	PCB PTH pushbutton
66	36	TP1, TP2, TP3, TP4, TP5, TP6, TP7, TP8, TP9, TP10, TP11, TP12, TP13, TP14, TP15, TP16, TP17, TP18, TP19, TP20, TP21, TP22, TP23, TP24, TP25, TP26, TP27, TP28, TP29, TP30, TP31, TP32, TP33, TP34, TP35, TP36	NC	Test point
67	1	Y1	32K768	SMD Crystal 3.2x1.5 mm
68	1	Y2	Q8MHz	SMD Crystal NX5032SA
69	1	Y3	Q12MHz	SMD Crystal 2x2.5 mm

SLTL0509R01V01



PRODUCT NAME : TEX-TFT

DESIGNER : FRANCESCHI A.

ARCHIVING : 'RVRUT' SERVER, 'RILASCIATI' FOLDER

PART NAME : TELEMETRY CARD

DATE : 22/06/20

REVISION : 1.0

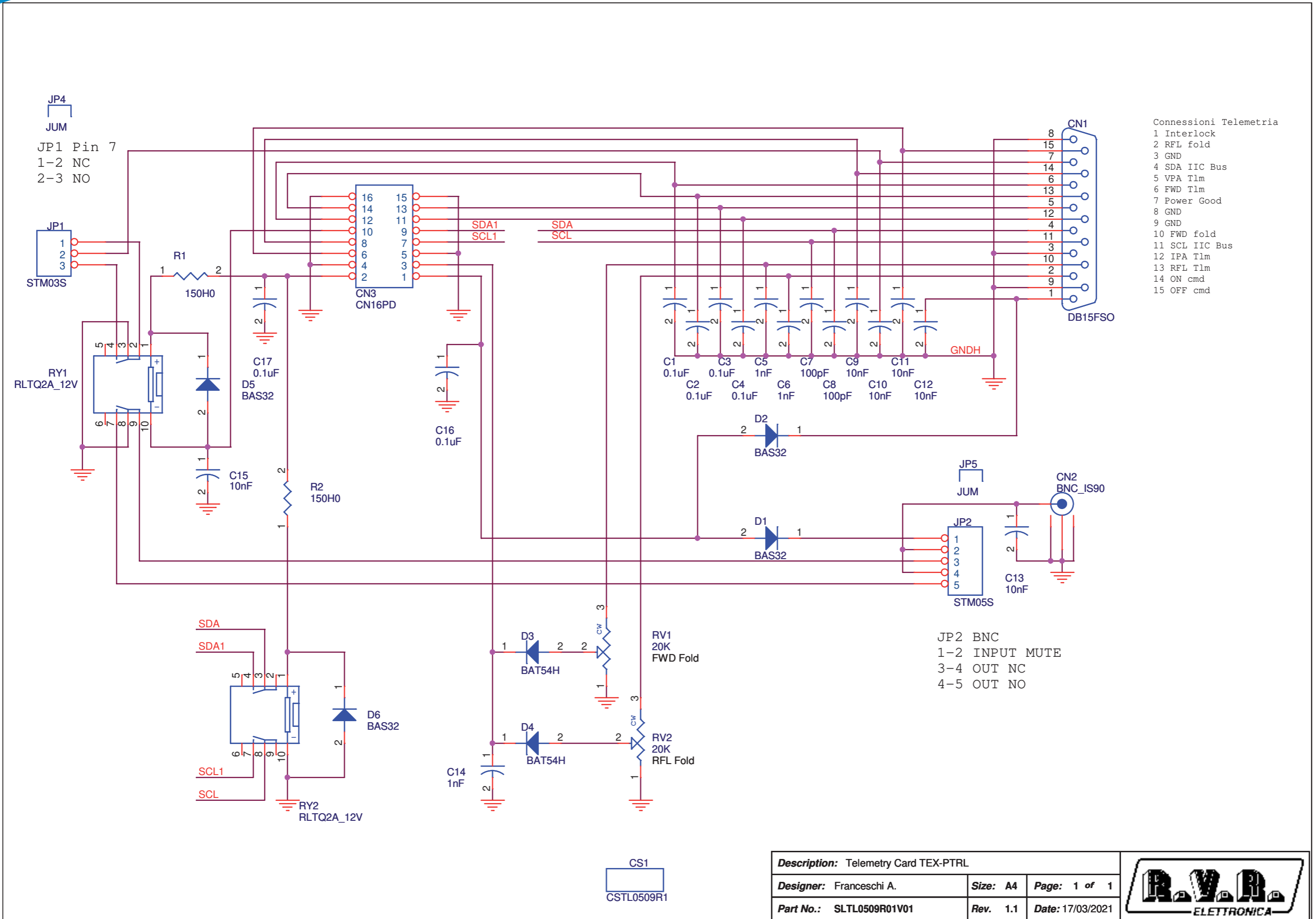
SCALE : 2:1

SIZE : A4

PAGE : 1

DI : 1

DOCUMENT CODE : SLTL0509R01V**

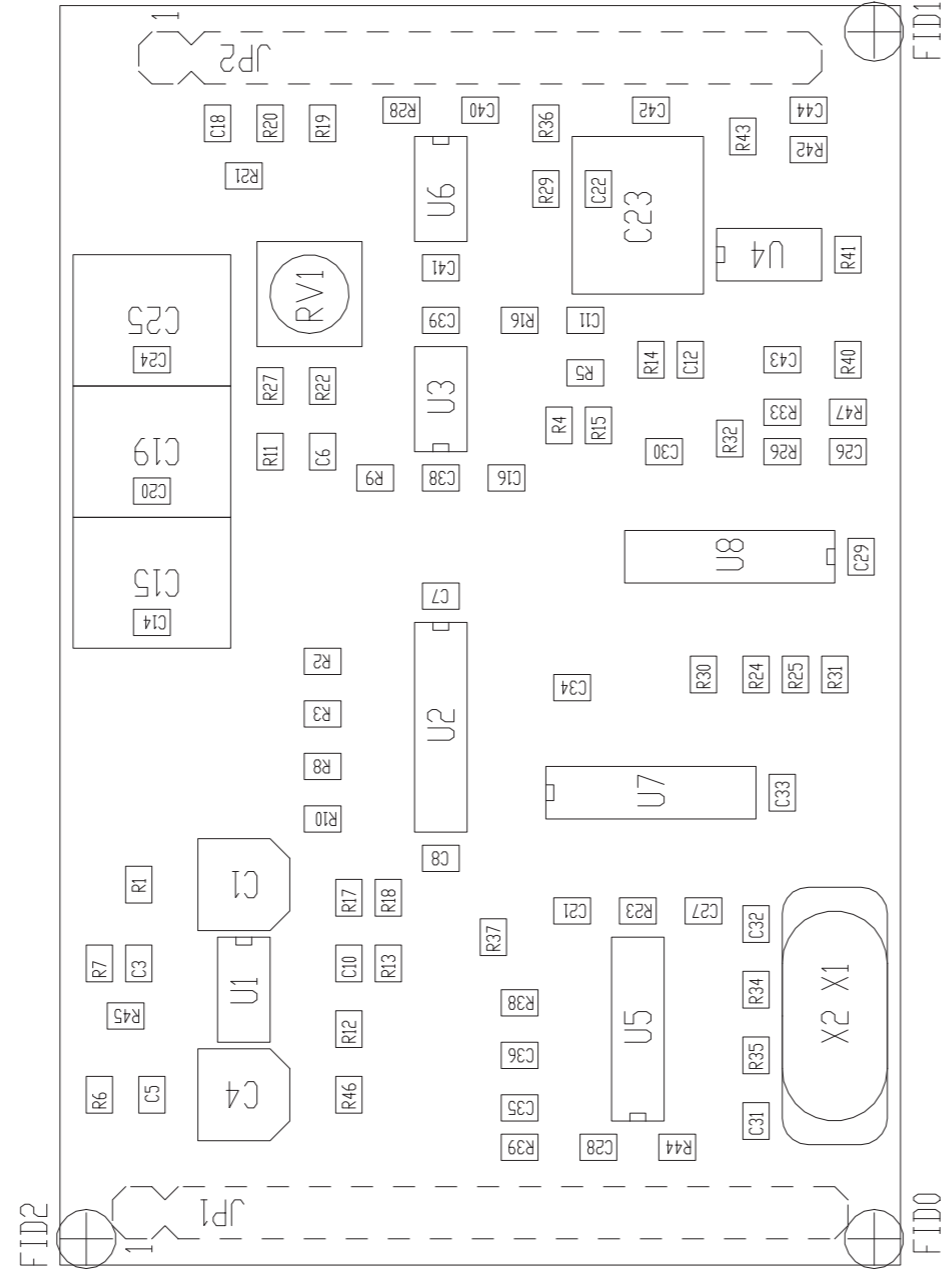


Description: Telemetry Card TEX-PTRL			
Designer: Franceschi A.	Size: A4	Page: 1 of 1	
Part No.: SLTL0509R01V01	Rev.: 1.1	Date: 17/03/2021	

SLTL0509R01V01

Telemetry Card TEX-PTRL Revised: 17/03/2021
 SLTL0509R01V01 Revision: 1.1
 Franceschi A.

Item	Quantity	Reference	Part	Description
1	1	CN1	DB15FSO	DB15 fem. PCB 90° conn.
2	1	CN2	BNC_IS90	Metal BNC conn. 90°
3	1	CN3	CN16PD	16 way pcb conn. with holder
4	1	CS1	CSTL0509R1	Printed Circuit board
5	6	C1, C2, C3, C4, C16, C17	0.1uF	0805 SMD capacitor
6	3	C5, C6, C14	1nF	0805 SMD capacitor
7	2	C7, C8	100pF	0805 SMD capacitor
8	6	C9, C10, C11, C12, C13, C15	10nF	0805 SMD capacitor
9	4	D1, D2, D5, D6	BAS32	MINIMELF SMD Diode
10	2	D3, D4	BAT54H	SOD123F SMD Diode
11	1	JP1	STM03S	Male strip 3 pin
12	1	JP2	STM05S	Male strip 5 pin
13	2	JP4, JP5	JUM	Jumper
14	2	RV1, RV2	20K	Trimmer Rg H 3006
15	2	RY1, RY2	RLTQ2A_12V	TQ2 relay
16	2	R1, R2	150H0	0805 SMD res.



PRODUCT NAME : SERED CODER

DESIGNER : FRANCESCHI A.

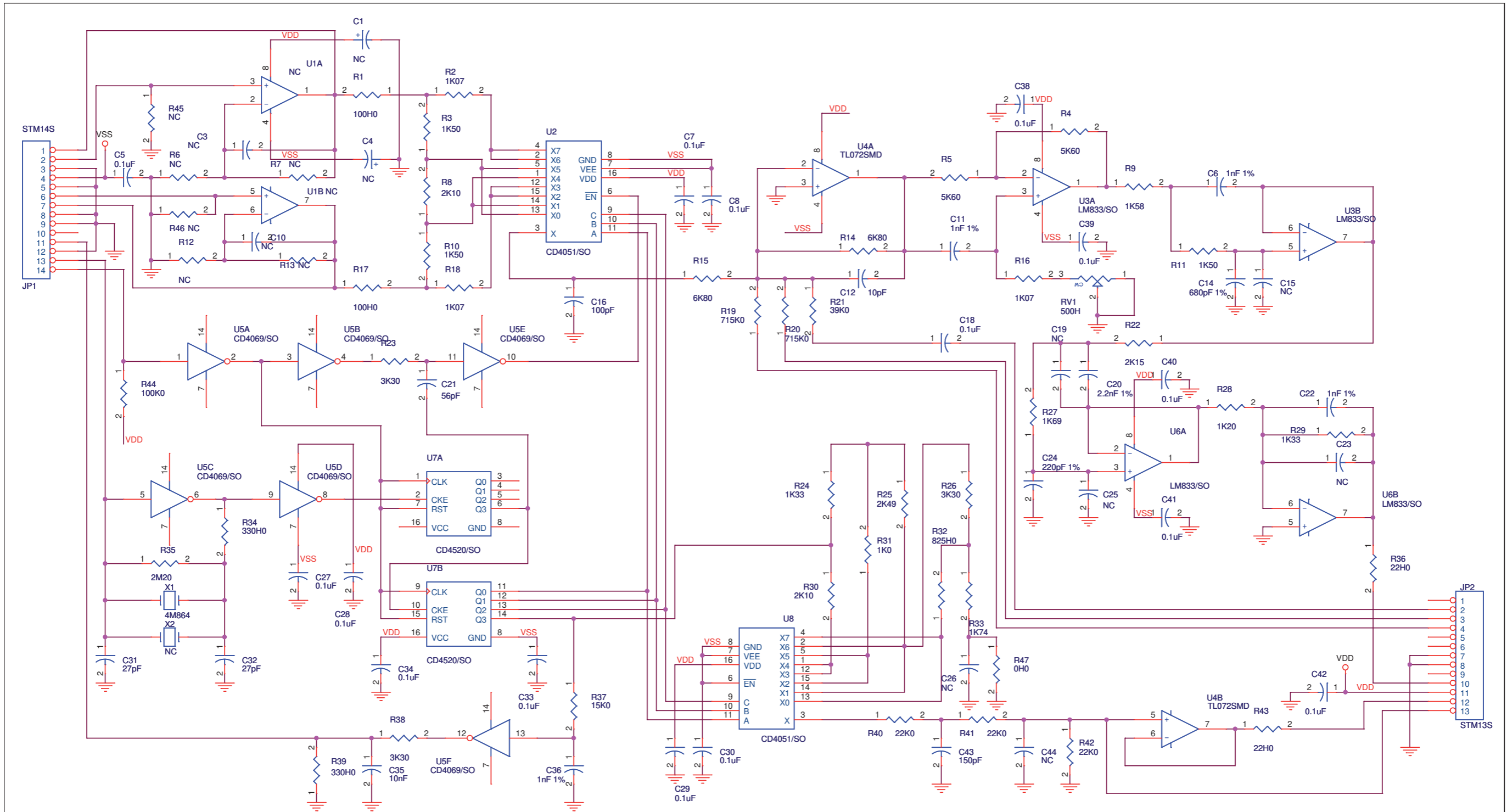
ARCHIVING : "RVRUT" SERVER, "RILASCIATI" FOLDER

PART NAME : CTC30 CODER CARD

DATE : 26/01/15 | REVISION : 1.0 | SCALE : 2:1 | SIZE : A4 | PAGE : 1 | DI : 1

PROJECT CODE : - | DOCUMENT CODE : SLCTC30V03V**

SLCTC30V03V01



CS1
CSCTC30V03

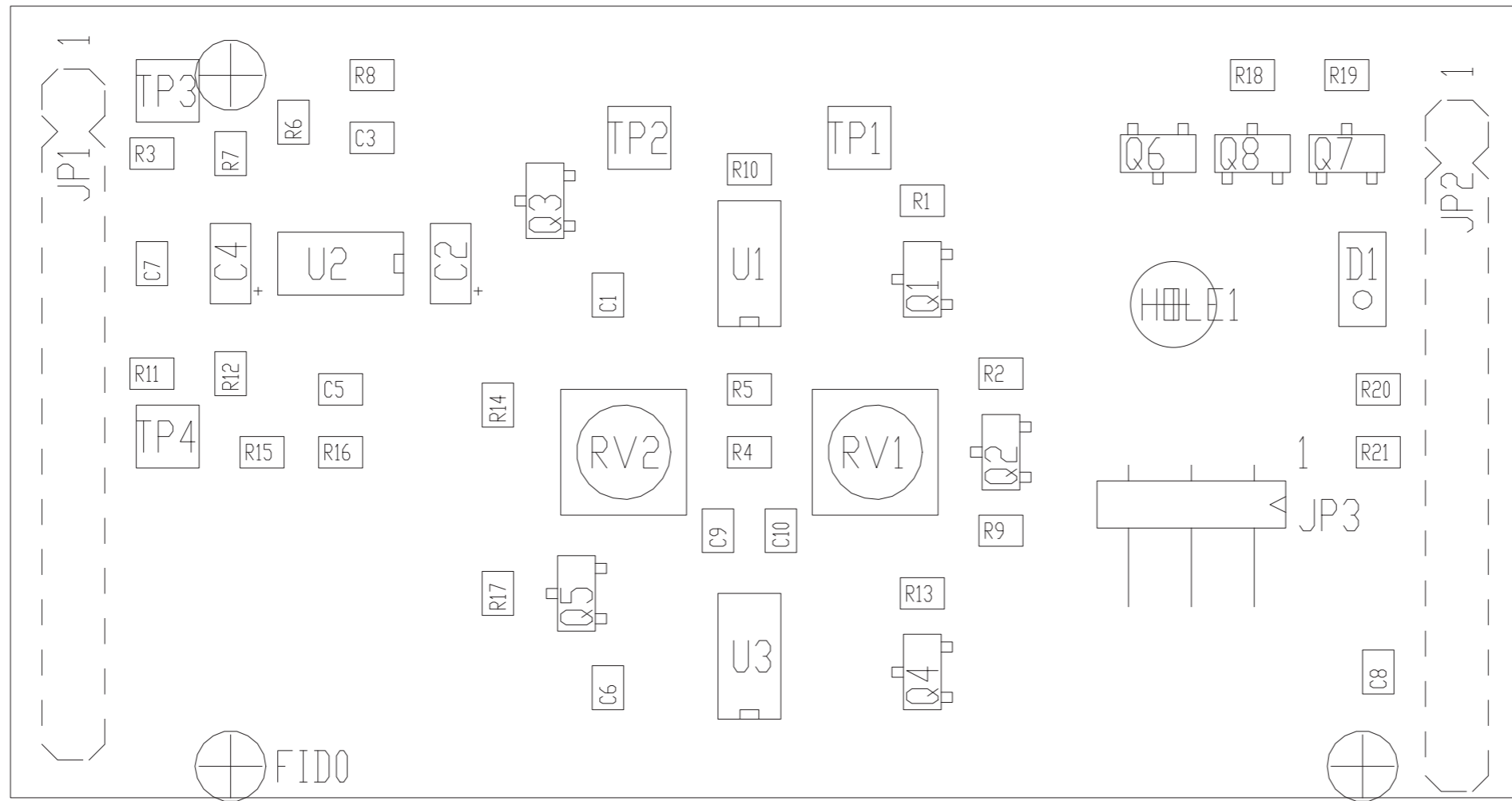
Description: Coder Card			
Designer: Franceschi A.	Size: A3	Page: 1 of 1	
Part No.: SLCTC30V03V01	Rev. 1.1	Date: 26/01/2015	

SLCTC30V03V01

Coder Card Revised: 26/01/2015
 SLCTC30V03V01 Revision: 1.1
 Franceschi A.

Item	Quantity	Reference	Part	Description
1	1	C51	CSCTC30V03	Circuito stampato
2	2	C1,C4	NC	Cond. Elett. SMD d. 4mm
3	3	C3,C10,C26	NC	Cond. SMD 0805
4	15	C5,C7,C8,C18,C27,C28,C29, C30,C33,C34,C38,C39,C40, C41,C42	0.1uF	Cond. SMD 0805
5	4	C6,C11,C22,C36	1nF 1%	Cond. SMD 0805 COG
6	1	C12	10pF	Cond. SMD 0805
7	1	C14	680pF 1%	Cond. SMD 0805 COG
8	4	C15,C19,C23,C25	NC	Cond. Poliestere p 5mm (5*7mm)
9	1	C16	100pF	Cond. SMD 0805
10	1	C20	2.2nF 1%	Cond. SMD 0805 COG
11	1	C21	56pF	Cond. SMD 0805
12	1	C24	220pF 1%	Cond. SMD 0805 COG
13	2	C31,C32	27pF	Cond. SMD 0805
14	1	C35	10nF	Cond. SMD 0805
15	1	C43	150pF	Cond. SMD 0805
16	1	C44	NC	Cond. SMD 0805
17	1	JP1	STM14S	Strip maschio 14 pin
18	1	JP2	STM13S	Strip maschio 13 pin
19	1	RV1	500H	Trimmer SMD
20	2	R1,R17	100H0	Res. SMD 0805
21	3	R2,R16,R18	1K07	Res. SMD 0805
22	3	R3,R10,R11	1K50	Res. SMD 0805
23	2	R4,R5	5K60	Res. SMD 0805
24	6	R6,R7,R12,R13,R45,R46	NC	Res. SMD 0805
25	2	R8,R30	2K10	Res. SMD 0805
26	1	R9	1K58	Res. SMD 0805
27	2	R14,R15	6K80	Res. SMD 0805
28	2	R19,R20	715K0	Res. SMD 0805
29	1	R21	39K0	Res. SMD 0805
30	1	R22	2K15	Res. SMD 0805
31	3	R23,R26,R38	3K30	Res. SMD 0805
32	2	R24,R29	1K33	Res. SMD 0805
33	1	R25	2K49	Res. SMD 0805
34	1	R27	1K69	Res. SMD 0805
35	1	R28	1K20	Res. SMD 0805
36	1	R31	1K0	Res. SMD 0805
37	1	R32	825H0	Res. SMD 0805
38	1	R33	1K74	Res. SMD 0805
39	2	R34,R39	330H0	Res. SMD 0805
40	1	R35	2M20	Res. SMD 0805
41	2	R36,R43	22H0	Res. SMD 0805
42	1	R37	15K0	Res. SMD 0805

43	3	R40,R41,R42	22K0	Res. SMD 0805
44	1	R44	100K0	Res. SMD 0805
45	1	R47	0H0	Res. SMD 0805
46	1	U1	NC	Dual Op. SMD SO8
47	2	U2,U8	CD4051/SO	Analog Switch SMD SO16
48	2	U3,U6	LM833/SO	Dual Op. SMD SO8
49	1	U4	TL072SMD	Dual Op. SMD SO8
50	1	U5	CD4069/SO	Hex inverter SO14
51	1	U7	CD4520/SO	Dual binary counter
52	1	X1	4M864	Quarzo SMD HC49SMD
53	1	X2	NC	Quarzo HC18



PRODUCT NAME : TEX-TFT

PART NAME : L/R Clipper for Stereo Coder

DESIGNER : FRANCESCHI A.

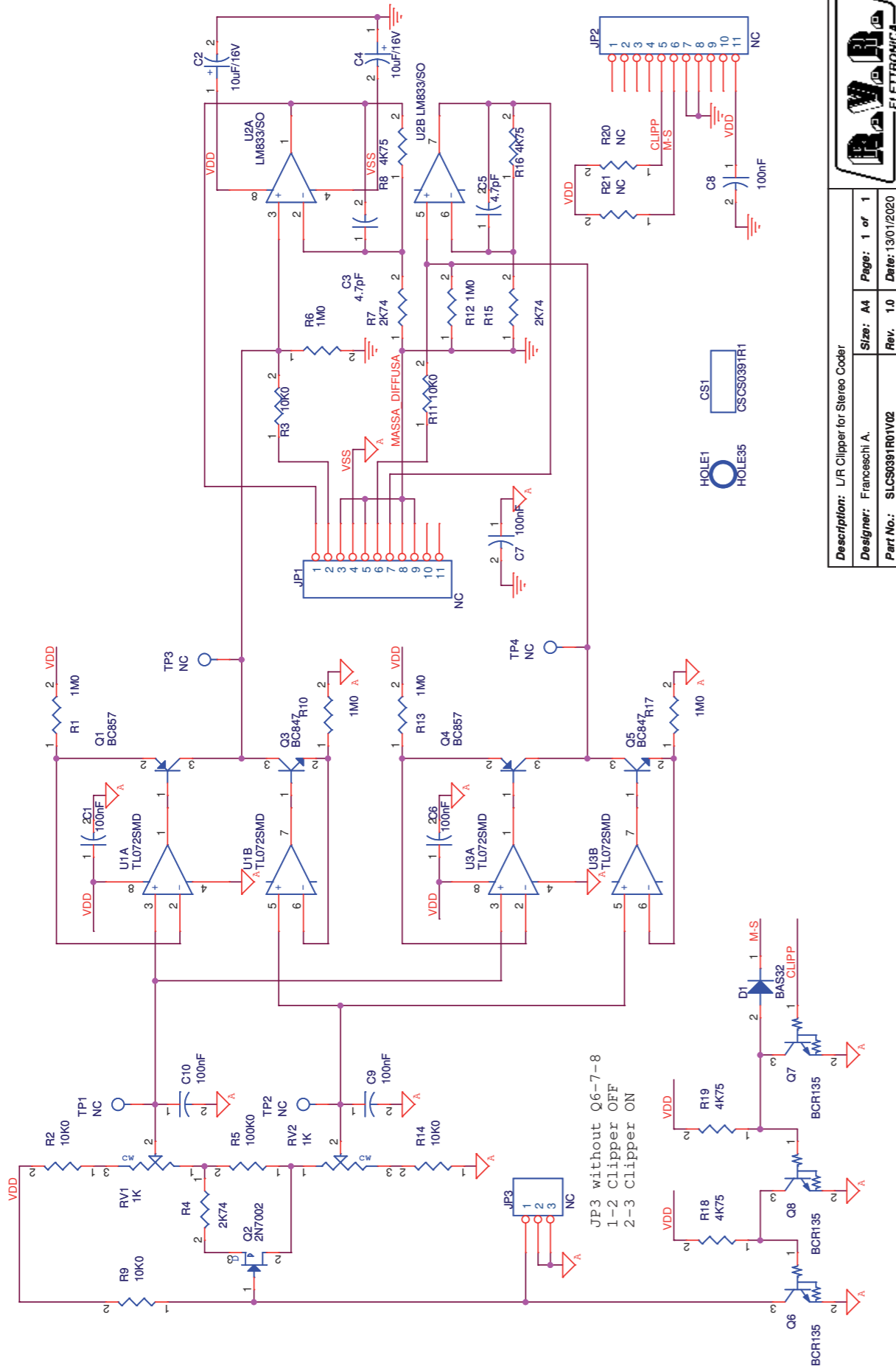
REVISION : 1.0 SCALE : 1:1 SIZE : A4 PAGE : 1 DI 1

ARCHIVING : "RVRUT" SERVER, "RILASCIATI" FOLDER

PROJECT CODE : 252 DOCUMENT CODE : SLCS0391R01V**



SLCS0391R01V02

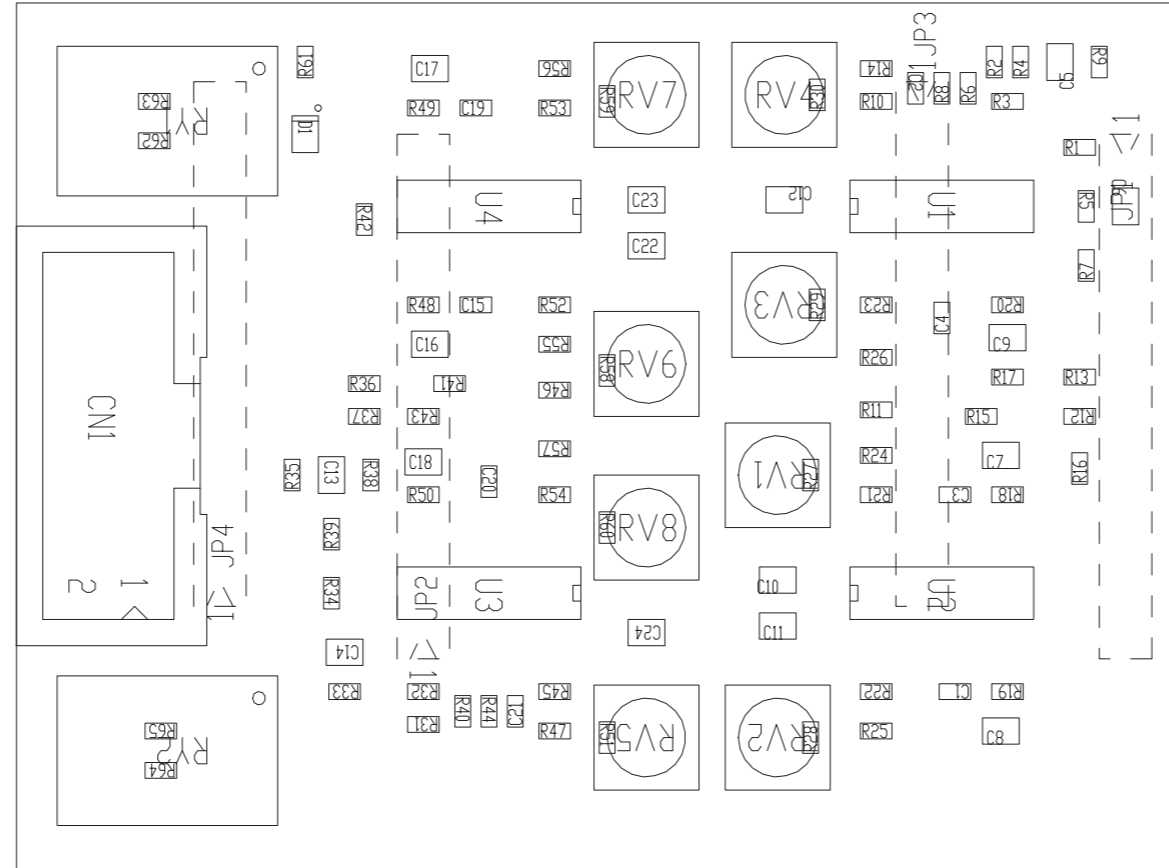


Description: L/R Clipper for Stereo Coder
Designer: Franceschi A.
Part No.: SLCS0391R01V02
Size: A4
Page: 1 of 1
Rev.: 1.0
Date: 13/01/2020

L/R Clipper for Stereo Coder Revised: Monday, Jan 13, 2020
 SLCS0391R01V02 Revision: 1.0
 Franceschi A.

Item	Quantity	Reference	Part	Description
1	1	CS1	CSCS0391R1	Circuito stampato
2	6	C1,C6,C7,C8,C9,C10	100nF	Cond. SMD 0805
3	2	C2,C4	10uF/16V	Cond. Elett. SMD tant. size A
4	2	C3,C5	4.7pF	Cond. SMD 0805
5	1	D1	BAS32	MINIMELF SMD Diode
6	1	HOLE1	HOLE35	Foro da 3.5mm
7	2	JP1,JP2	NC	Strip maschio 11 pin
8	1	JP3	NC	Strip maschio 3 pin a 90°
9	2	Q1,Q4	BC857	Trans. PNP SOT23
10	1	Q2	2N7002	Trans. FET SOT23
11	2	Q3,Q5	BC847	Trans. NPN SOT23
12	3	Q6,Q7,Q8	BCR135	Trans./Res. NPN SOT23
13	2	RV1,RV2	1K	Trimmer SMD
14	6	R1,R6,R10,R12,R13,R17	1M0	Res. SMD 0805
15	5	R2,R3,R9,R11,R14	10K0	Res. SMD 0805
16	3	R4,R7,R15	2K74	Res. SMD 0805
17	1	R5	100K0	Res. SMD 0805
18	4	R8,R16,R18,R19	4K75	Res. SMD 0805
19	2	R20,R21	NC	Res. SMD 0805
20	4	TP1,TP2,TP3,TP4	NC	Test point
21	2	U1,U3	TL072SMD	Dual Op. SMD SO8
22	1	U2	LM833/SO	Dual Op. SMD SO8

SLAU0469R01V04



PRODUCT NAME : TEX-LCD

DESIGNER : FRANCESCHI A.

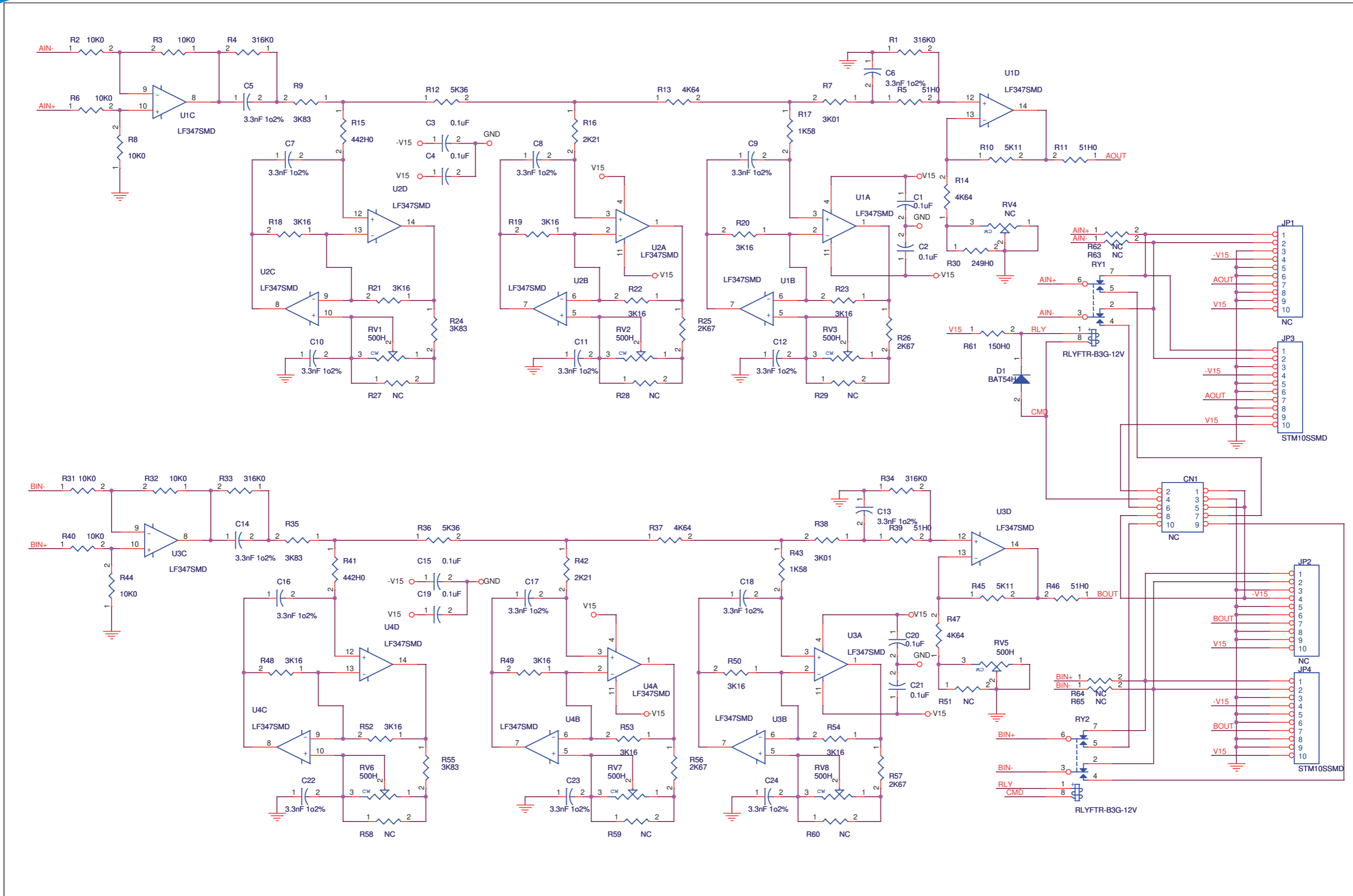
ARCHIVING : "RVRUT" SERVER, "RILASCIATI" FOLDER

PART NAME : AUDID FILTER 15KHZ

DATE : 03/05/17 REVISION : 1.0 SCALE : 2:1 SIZE : A4 PAGE : 1 DI 1

PROJECT CODE : 057 DOCUMENT CODE : SLAU0469R01V**

SLAU0469R01V04



CS1
CSAU0469R1

Description: Audio Filter 15kHz TFT w AES-EBU		
Designer: Franceschi A.	Size: A3	Page: 1 of 1
Part No.: SLAU0469R01V04	Rev. 1.0	Date: 03/04/2018



SLAU0469R01V04

Audio Filter 15Khz TFT w AES-EBU Revised: 03/04/2018
 SLAU0469R01V04 Revision: 1.0
 Franceschi A.

Item	Quantity	Reference	Part	Description
1	1	CN1	NC	Conn. 10 poli Flat cs
2	1	CS1	CSAU0469R1	Circuito stampato
3	8	C1, C2, C3, C4, C15, C19, C20, C21	0.1uF	Cond. SMD 0603
4	16	C5, C6, C7, C8, C9, C10, C11, C12, C13, C14, C16, C17, C18, C22, C23, C24	3.3nF 1o2%	Cond. SMD 0805 COG
5	1	D1	BAT54H	SOD323 SMD Diode
6	2	JP1, JP2	NC	Male strip 10 pin SMD
7	2	JP3, JP4	STM10SSMD	Male strip 10 pin SMD
8	7	RV1, RV2, RV3, RV5, RV6, RV7, RV8	500H	Trimmer SMD V 3314
9	1	RV4	NC	Trimmer SMD V 3314
10	2	RY1, RY2	RLYFTR-B3G-12V	Rele' FTR-B3G
11	4	R1, R4, R33, R34	316K0	Res. SMD 0603
12	8	R2, R3, R6, R8, R31, R32, R40, R44	10K0	Res. SMD 0603
13	4	R5, R11, R39, R46	51H0	Res. SMD 0603
14	2	R7, R38	3K01	Res. SMD 0603
15	4	R9, R24, R35, R55	3K83	Res. SMD 0603
16	2	R10, R45	5K11	Res. SMD 0603
17	2	R12, R36	5K36	Res. SMD 0603
18	4	R13, R14, R37, R47	4K64	Res. SMD 0603
19	2	R15, R41	442H0	Res. SMD 0603
20	2	R16, R42	2K21	Res. SMD 0603
21	2	R17, R43	1K58	Res. SMD 0603
22	12	R18, R19, R20, R21, R22, R23, R48, R49, R50, R52, R53, R54	3K16	Res. SMD 0603
23	4	R25, R26, R56, R57	2K67	Res. SMD 0603
24	11	R27, R28, R29, R51, R58, R59, R60, R62, R63, R64, R65	NC	Res. SMD 0603
25	1	R30	249H0	Res. SMD 0603
26	1	R61	150H0	Res. SMD 0603
27	4	U1, U2, U3, U4	LF347SMD	Quad Op. SMD SO14