




TEX5004TFT

TECHNICAL ANNEX VOLUME 2



R.V.R. Elettronica S.r.l.
Via del Fonditore 2 / 2c
40138 · Bologna · Italy
Phone: +39 051 6010506 · Fax: +39 051 6011104
e-mail: info@rvr.it · web: <http://www.rvr.it>

Member of CISQ Federation



CERTIFIED MANAGEMENT SYSTEM
ISO 9001



The RVR Logo, and others referenced RVR products and services are trademarks of RVR Elettronica in Italy, other countries or both. RVR © 1998 all rights reserved.
All other trademarks, trade names or logos used are property of their respective owners.

Manufactured by R.V.R. ELETTRONICA Italy



Appendix A Piani di montaggio, schemi elettrici, liste componenti / Component layouts, schematics, bills of material

Questa parte del manuale contiene i dettagli tecnici riguardanti la costruzione delle singole schede componenti il TEX5004TFT. L'appendice è composta dalle seguenti sezioni:

This part of the manual contains the technical details about the different Cards of the TEX5004TFT. This appendix is composed of the following sections:

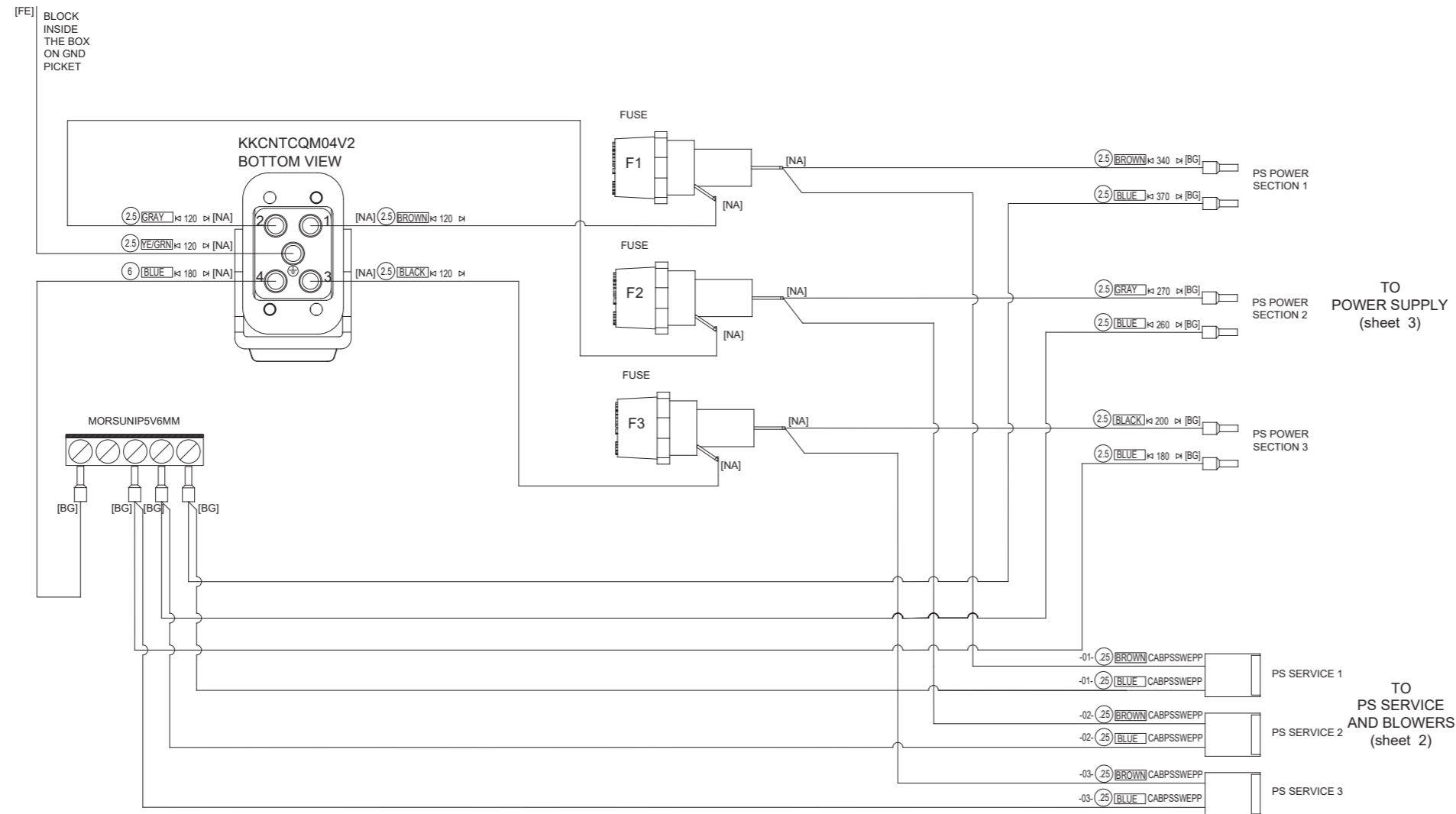
Description	RVR Code	Vers.	Page
Wiring Diagram	KKCAB252B	1.0	1
Main Board	SLMA0276R04V01	1.0	8
Driver Card	SLDR0444R03V01	1.3	13
RMS Detector Card	SLMT0406R01V02	1.0	16
Thermal Probe Card	SLQ24MT1001	1.1	19
Bias Distribution Card	SLIN0388R01V01	1.0	21
Bias Card	SLBI0511R02V01	1.0	24
Pass-Through Card	SLFILPJ1KM	2.1	28
Signal Interface Card	SLIN0512R02V01	1.0	30
18V Switching Power Supply Card	SLPS0520R01V01	1.0	32
Power Supply	PSL4280HS	1.0	36
Power Factor Correction	PFCPSL4280	1.0	54
Auxiliary Power Supply	PSSWEPP15024	1.0	68
Panel Card	SLPC0463R05V02	1.0	69
PS Status LEDs Card	SLLD0448R01V01	1.0	74
Service and Fan Control Card	SLPS0424R02V01	1.2	76
Splitter Card	SLSP0387R01V01	1.0	79
R.F. Card	SL252RF1001	1.0	82
R.F. Card - Input Section	SLRF0514R01V01	1.0	83
R.F. Card - Output Section	SLRF0515R01V01	1.0	86
Filter Card	SLFI0350R01V01	1.0	89
FWD-RFL Sensor Card	SLOP0405R01V01	1.1	91
Monitor Sensor Card	SLOP0405R01V02	1.1	94
Telemetry Card	SLTL0509R01V01	1.1	95
Stereo Coder Card	SLCTC30V03V01	1.1	98
Clipper Card	SLCS0391R01V02	1.0	101
15kHz Audio Filter Card	SLAU0469R01V04	1.0	103

Document History

Date	Version	Reason	Code	Editor
29/10/2021	1.0	First Release	/	J.H. Berti
11/03/2022	1.1	SLPS0520R01V01 & SLIN0512R02V01 Upgrade	/	J.H. Berti
29/04/2022	1.2	SLPC0463R05V02 Upgrade	/	J.H. Berti

KKCAB252B

THREE-PHASE 380V Y CONFIGURATION



WIRES INFO	
-36-	WIRE IDENTIFICATION # (OPTIONAL)
WHITE	PLASTIC INSULATOR COLOUR
1.5	CONDUCTOR SECTION AREA IN mm ²
1400	LENGTH IN mm SEE EXAMPLES BELOW:
	1400
	1400
	1400

REF.	TERMINAL TYPOLOGY
[BG]	BOOTLACE FERRULES (SINGLE WIRE) WIRE 2.5 mmq
[NA]	WIRE UNSHEATHED
[FE]	CRIMP RING TERMINAL SCREW M5 WIRE min. 1.5mmq nom. 2.5mmq

TO POWER SUPPLY
(sheet 3)

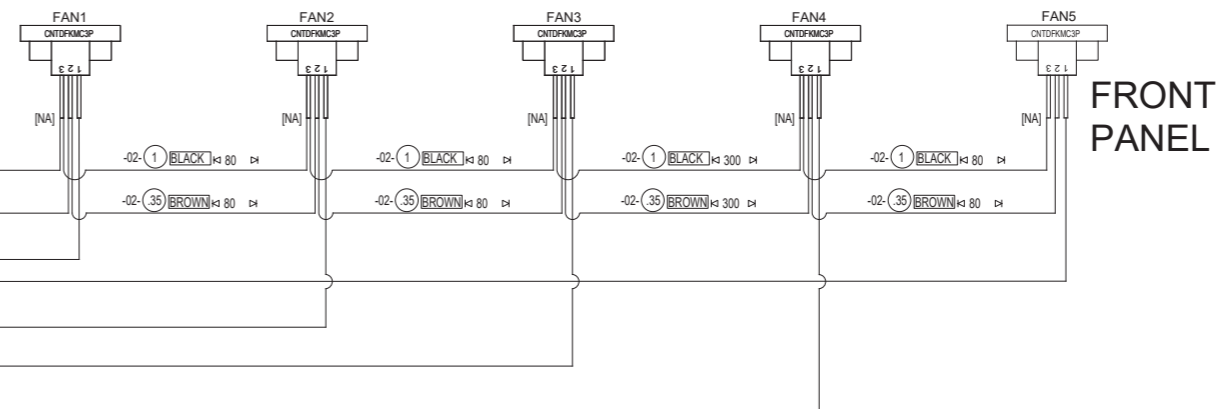
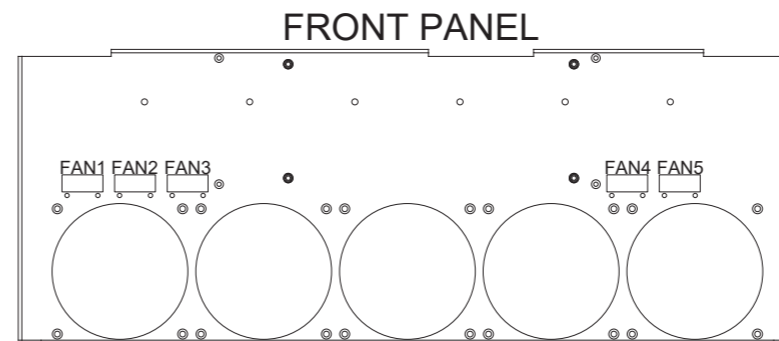
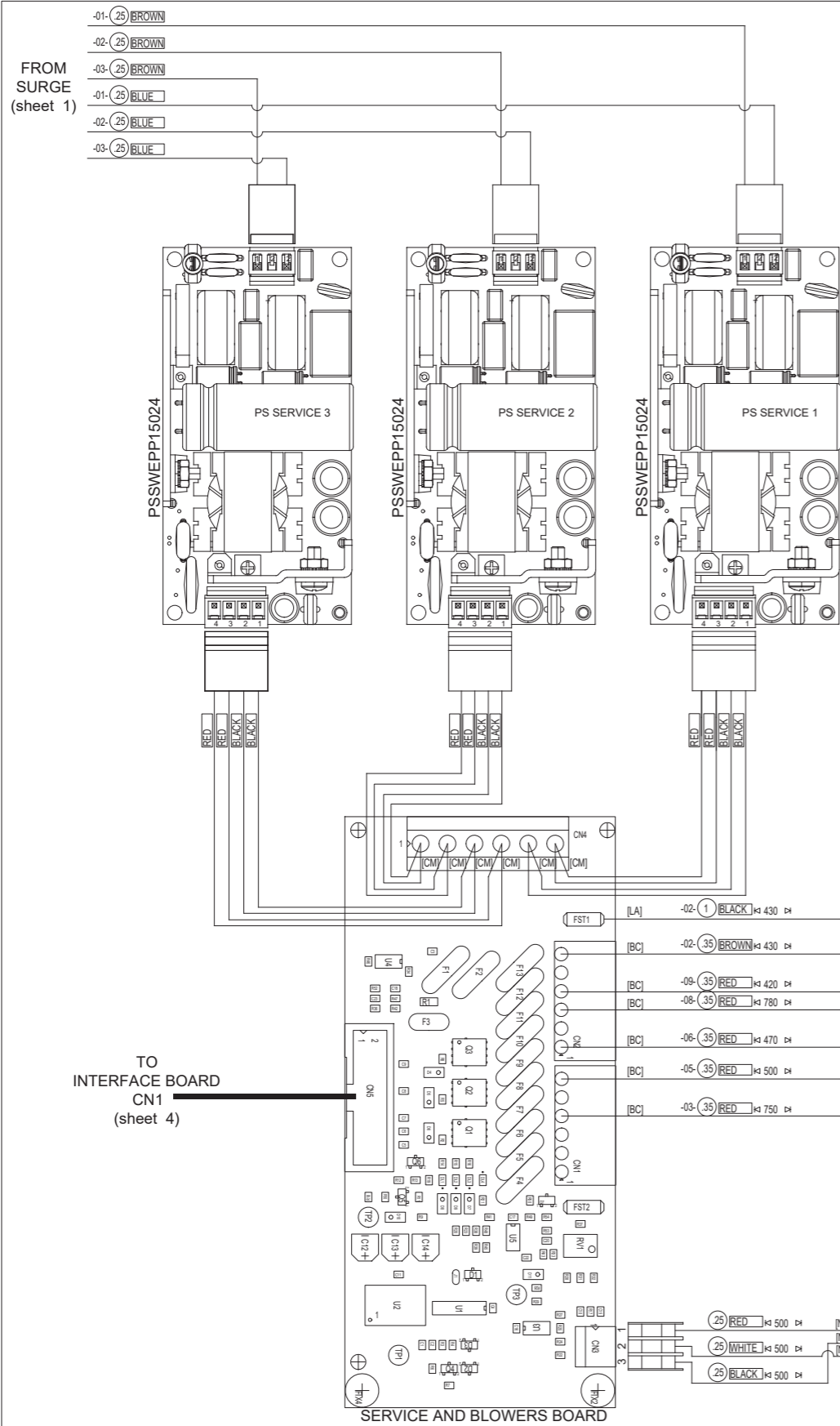
TO PS SERVICE
AND BLOWERS
(sheet 2)



PRODUCT NAME:	TEX5004TFT	PART NAME:	SURGE
DESIGNER:	A. Franceschi	DATE:	10/03/2022
ARCHIVING:	"RVRUT" SERVER, "RILASCIATI" FOLDER	REVIS.:	1.0
PROJECT CODE:	245	SCALE /	SIZE A3
DOCUMENT CODE:	KKCAB245B	PAGE:	1 DI 7

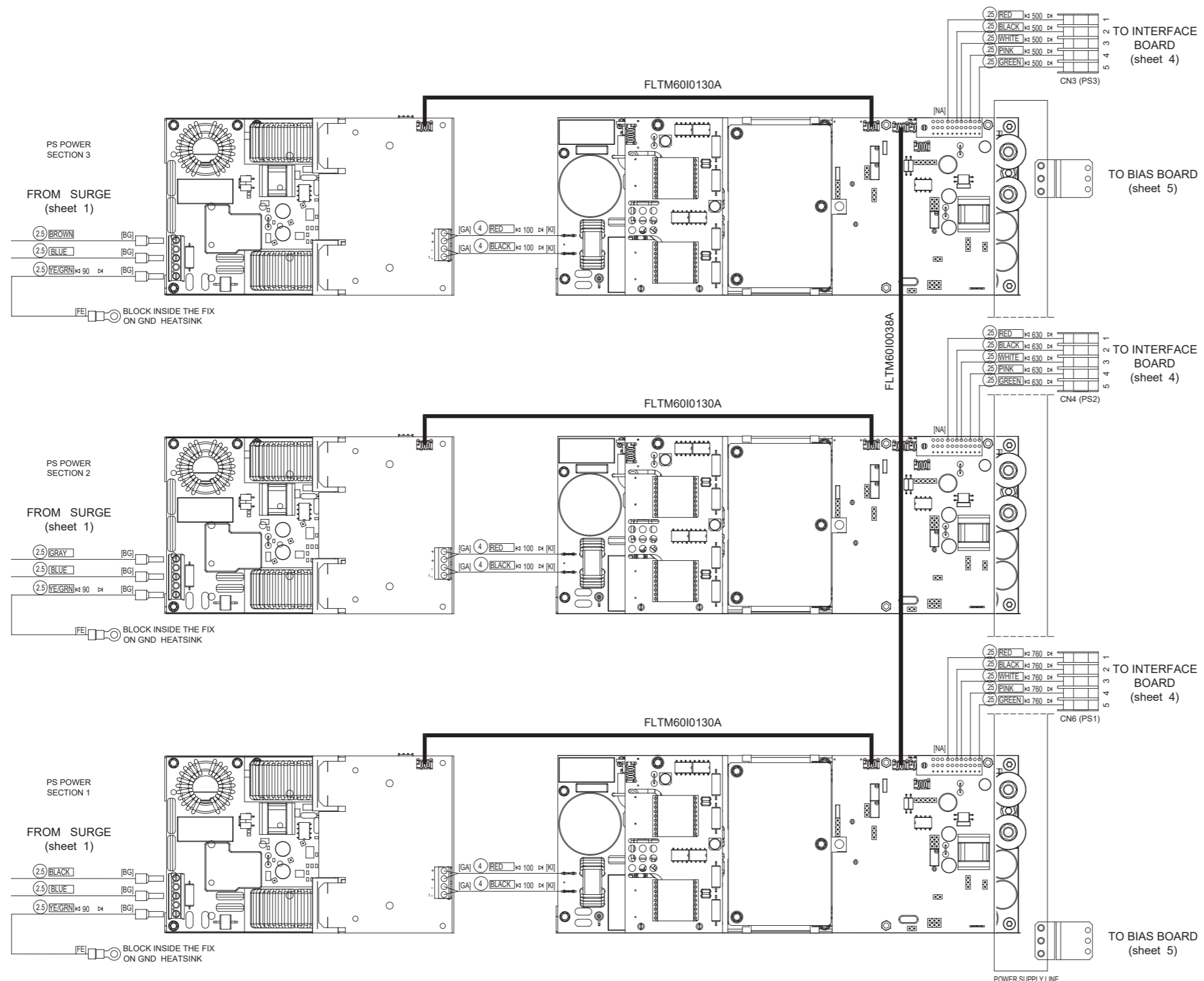
WIRES INFO	
-36-	WIRE IDENTIFICATION # (OPTIONAL)
[WHITE]	PLASTIC INSULATOR COLOUR
(1.5)	CONDUCTOR SECTION AREA IN mm ²
≠ 1400 D	LENGTH IN mm SEE EXAMPLES BELOW :

REF.	TERMINAL TYPOLOGY
[BC]	BOOTLACE FERRULES (SINGLE WIRE) WIRE 0.3-0.5mmq
[CM]	BOOTLACE FERRULES (DOUBLE WIRE) WIRE 2 X 0.75mmq
[NA]	WIRE UNSHEATHED
[LA]	ANGLED FASTON FEMALE (90°) WIRE 0.5-1 mmq



	PRODUCT NAME: TEX5004TFT	PART NAME: PS SERVICE & BLOWER			
	DESIGNER: A. Franceschi	DATE: 10/03/2022	REVIS.: 1.0	SCALE / SIZE: A3	PAGE: 2 DI 7
ARCHIVING: "RVRT" SERVER, "RILASCIATI" FOLDER	PROJECT CODE: 245	DOCUMENT CODE: KKCAB245B			

KKCAB252B

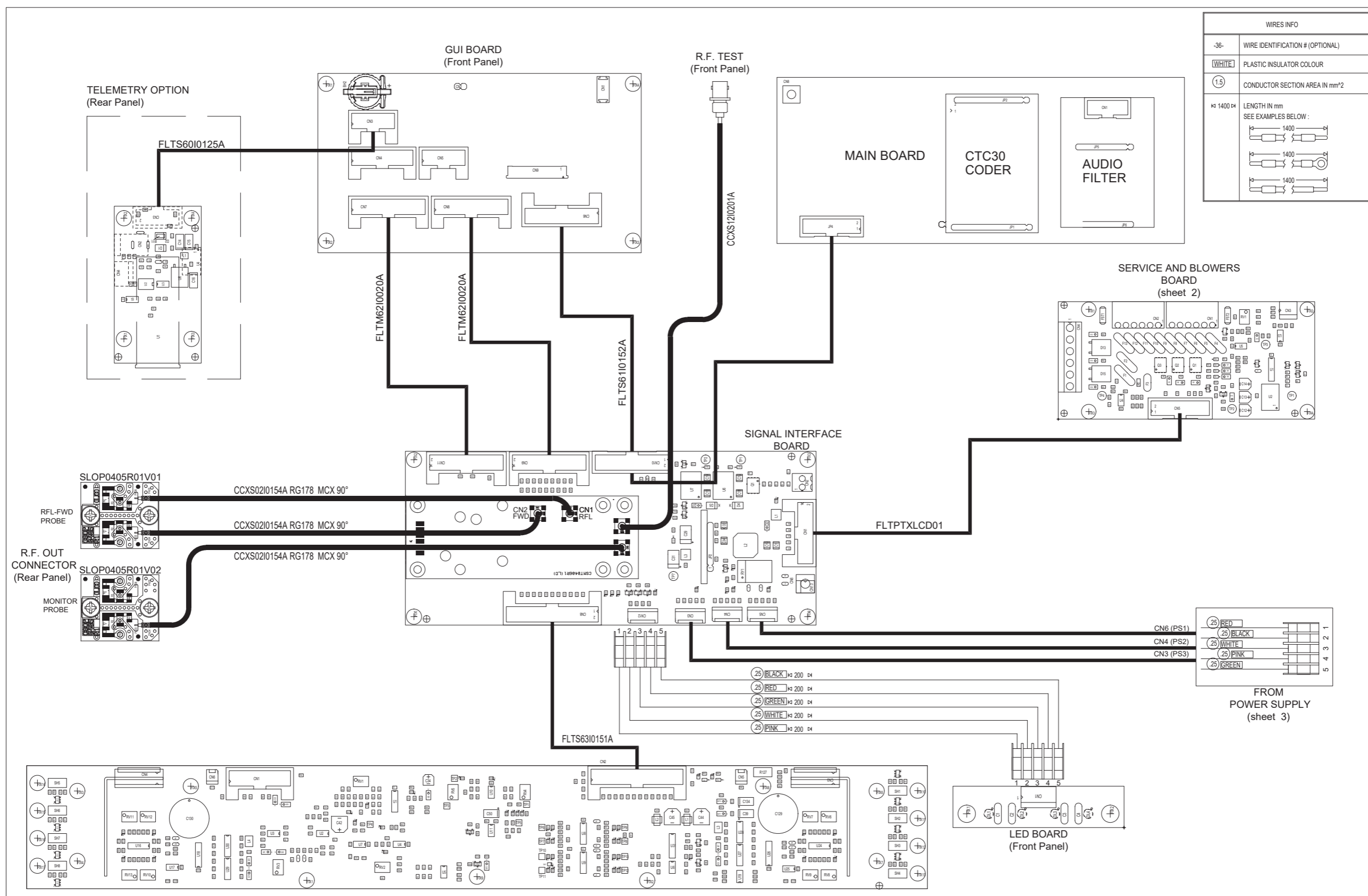


WIRES INFO	
-36-	WIRE IDENTIFICATION # (OPTIONAL)
WHITE	PLASTIC INSULATOR COLOUR
1.5	CONDUCTOR SECTION AREA IN mm ²
1400	LENGTH IN mm SEE EXAMPLES BELOW:
	1400
	1400
	1400

REF.	TERMINAL TYPOLOGY
[BG]	BOOTLACE FERRULES (SINGLE WIRE) WIRE 2.5 mmq
[NA]	WIRE UNSHEATHED
[KI]	FASTON FEMALE (ISOLATED) WIRE 4+6 mmq
[FE]	CRIMP RING TERMINAL SCREW M5 WIRE min 1.5mmq nom 2.5mmq
[GA]	UNINSULATED CRIMP SPADE SCREW M4 WIRE min 4mmq nom 6mmq

	PRODUCT NAME: TEX5004TFT	PART NAME: POWER SUPPLY				
	DESIGNER: A. Franceschi	DATE 10/03/2022	REVIS.: 1.0	SCALE /	SIZE A3	PAGE: 3 DI 7
ARCHIVING: "RVRUT" SERVER, "RILASCIATI" FOLDER	PROJECT CODE: 245	DOCUMENT CODE: KKCAB245B				

WIRES INFO	
-36-	WIRE IDENTIFICATION # (OPTIONAL)
WHITE	PLASTIC INSULATOR COLOUR
1.5	CONDUCTOR SECTION AREA IN mm ²
1400	LENGTH IN mm SEE EXAMPLES BELOW :
1400	
1400	
1400	

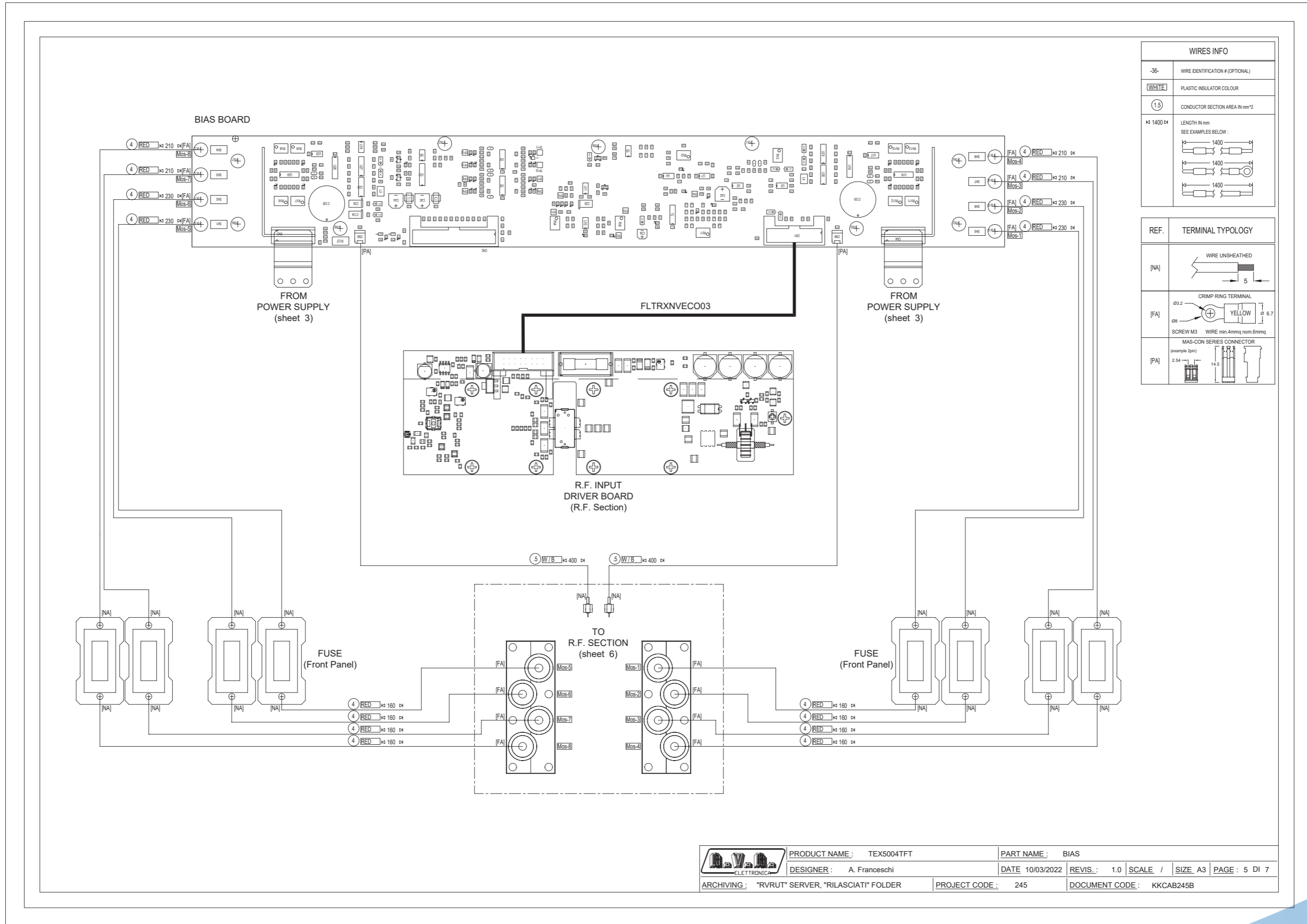


Color	Wire ID
RED	25
BLACK	25
WHITE	25
PINK	25
GREEN	25

FROM POWER SUPPLY (sheet 3)

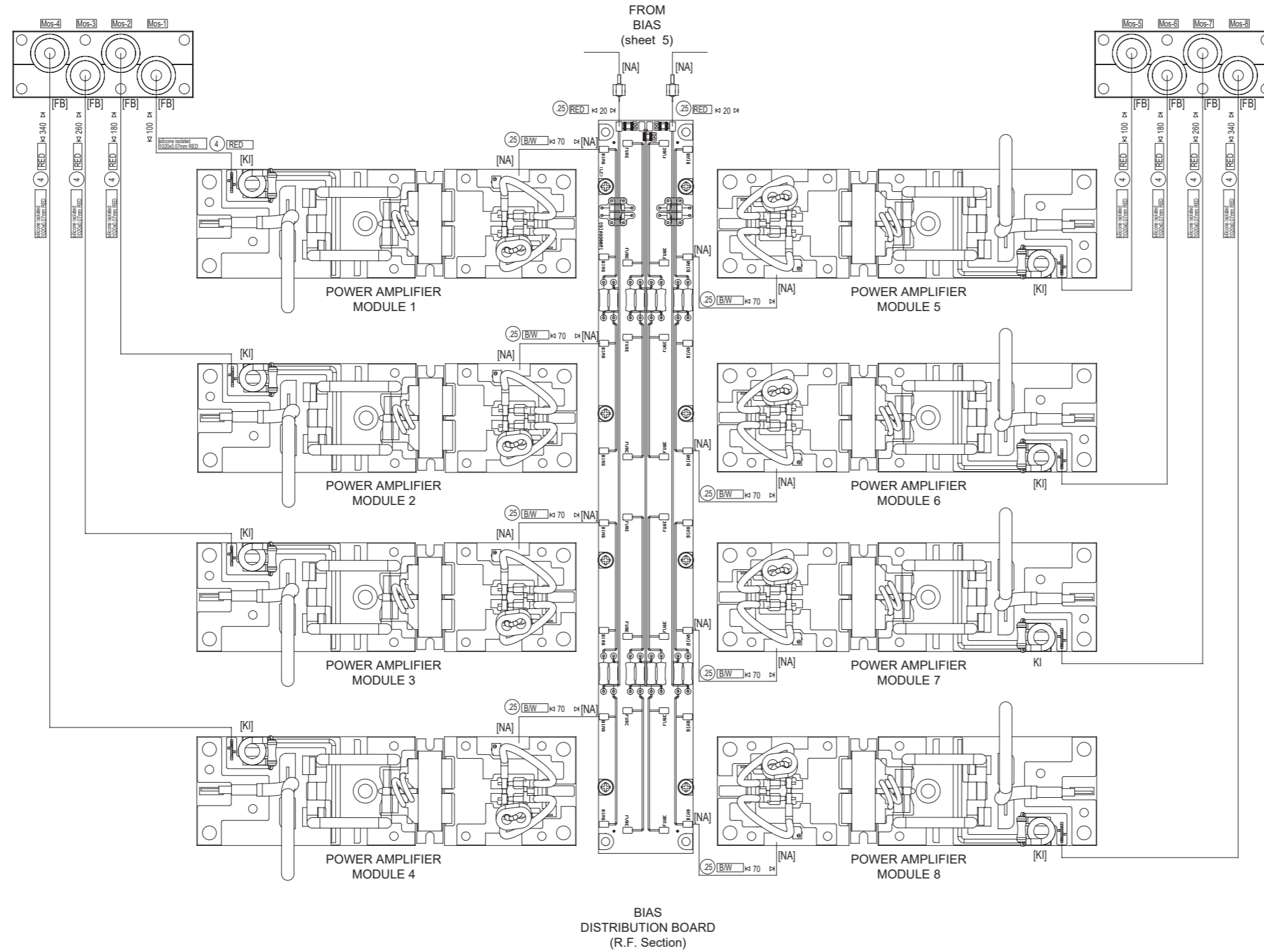
	PRODUCT NAME: TEX5004TFT	PART NAME: INTERFACE
	DESIGNER: A. Franceschi	DATE: 10/03/2022
ARCHIVING: "RVRUT" SERVER, "RILASCIATI" FOLDER	PROJECT CODE: 252	DOCUMENT CODE: KKCAB245B
	REVIS: 1.0	SCALE / SIZE: A3
		PAGE: 4 DI 7

KKCAB252B



WIRES INFO	
-36-	WIRE IDENTIFICATION # (OPTIONAL)
WHITE	PLASTIC INSULATOR COLOUR
1.5	CONDUCTOR SECTION AREA IN mm²
1400	LENGTH IN mm SEE EXAMPLES BELOW:
REF.	TERMINAL TYPOLOGY
[NA]	WIRE UNSHEATHED
[FA]	CRIMP RING TERMINAL
[PA]	MAS-CON SERIES CONNECTOR

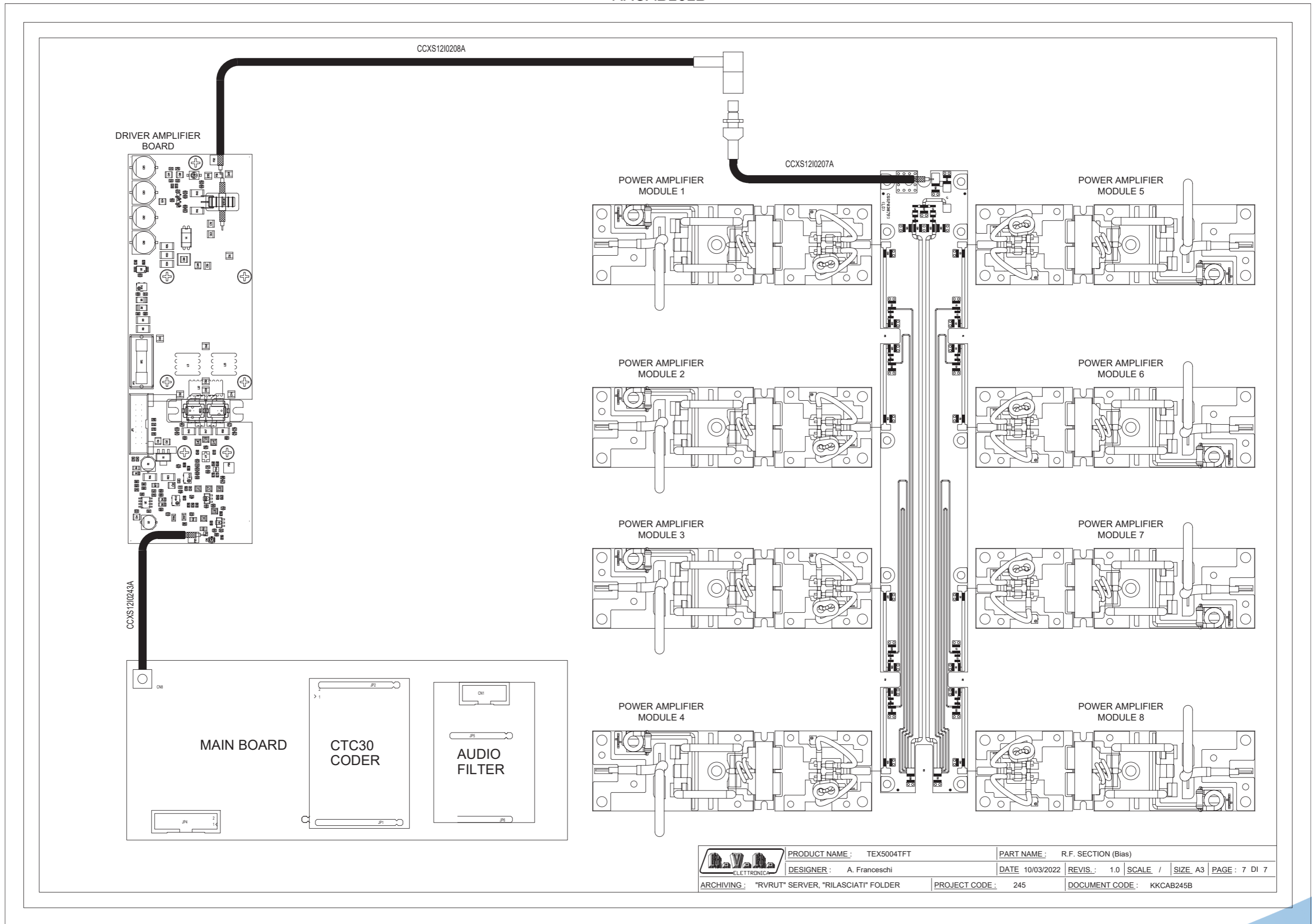
	PRODUCT NAME: TEX5004TFT	PART NAME: BIAS
	DESIGNER: A. Franceschi	DATE: 10/03/2022
ARCHIVING: "RVUT" SERVER, "RILASCIATI" FOLDER	PROJECT CODE: 245	DOCUMENT CODE: KKCAB245B



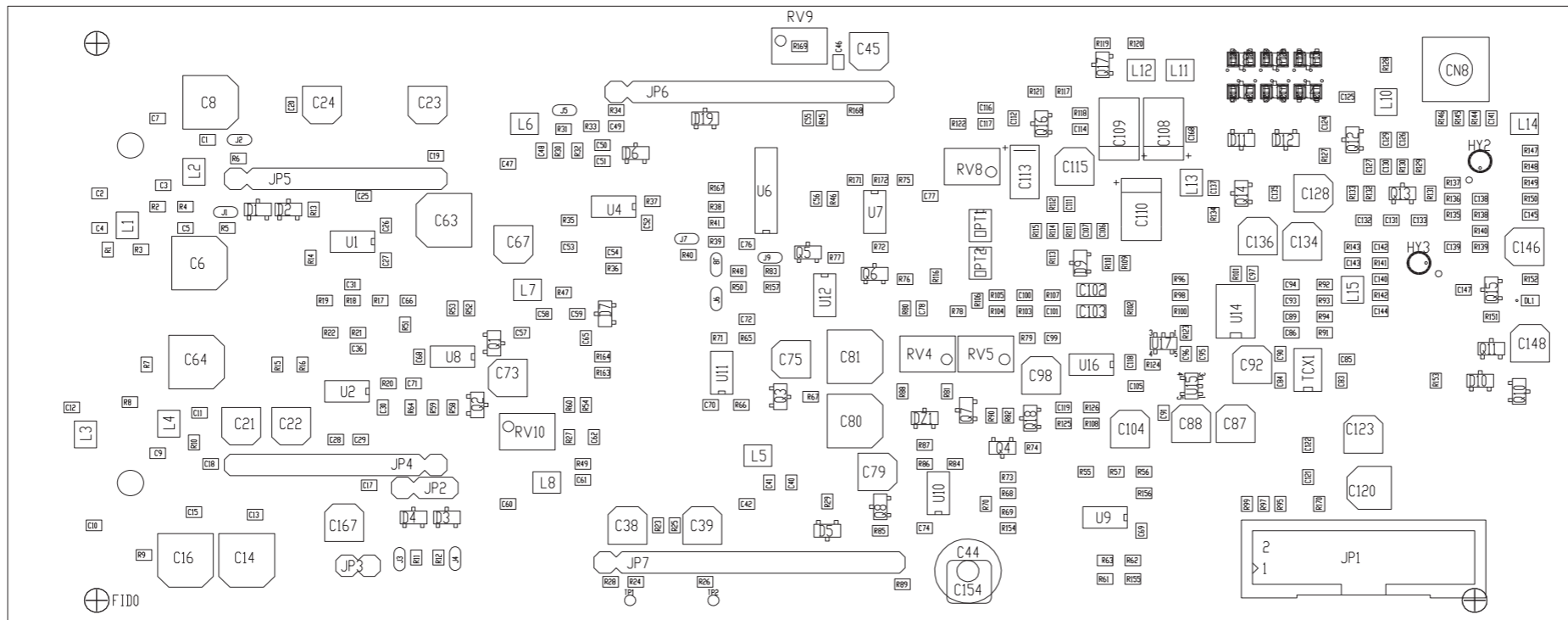
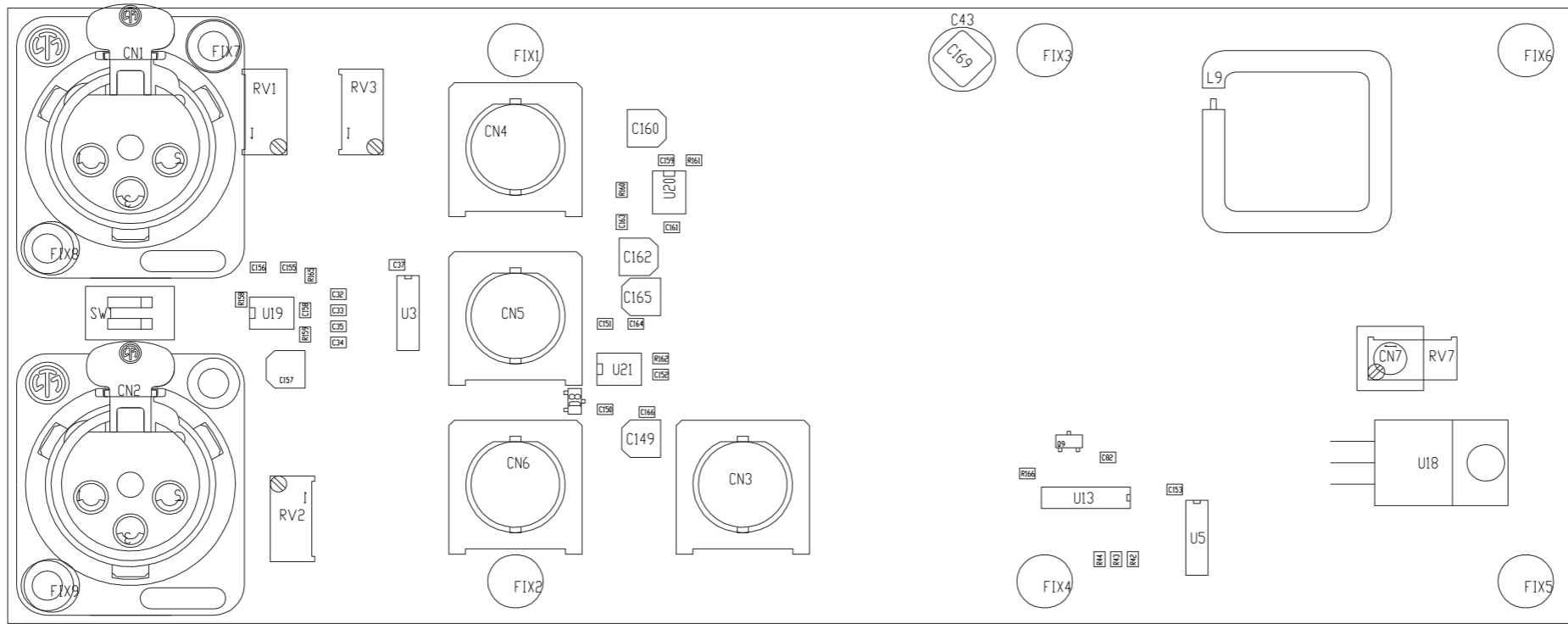
WIRES INFO	
-36-	WIRE IDENTIFICATION # (OPTIONAL)
[WHITE]	PLASTIC INSULATOR COLOUR
(1.5)	CONDUCTOR SECTION AREA IN mm ²
K3 1400 D4	LENGTH IN mm SEE EXAMPLES BELOW:
REF.	TERMINAL TYPOLOGY
[NA]	WIRE UNSHEATHED 5
[FB]	CRIMP RING TERMINAL Ø4.3 Ø9 YELLOW SCREW M4 WIRE min 4mmq nom. 6mmq
[KI]	FASTON FEMALE (ISOLATED) 6.35 YELLOW WIRE 4+6 mmq

	PRODUCT NAME: TEX5004TFT	PART NAME: R.F. SECTION (Bias)
	DESIGNER: A. Franceschi	DATE 10/03/2022 REVIS.: 1.0 SCALE / SIZE A3 PAGE: 6 DI 7
ARCHIVING: "RVRUT" SERVER, "RILASCIATI" FOLDER	PROJECT CODE: 245	DOCUMENT CODE: KKCAB245B

KKCAB252B



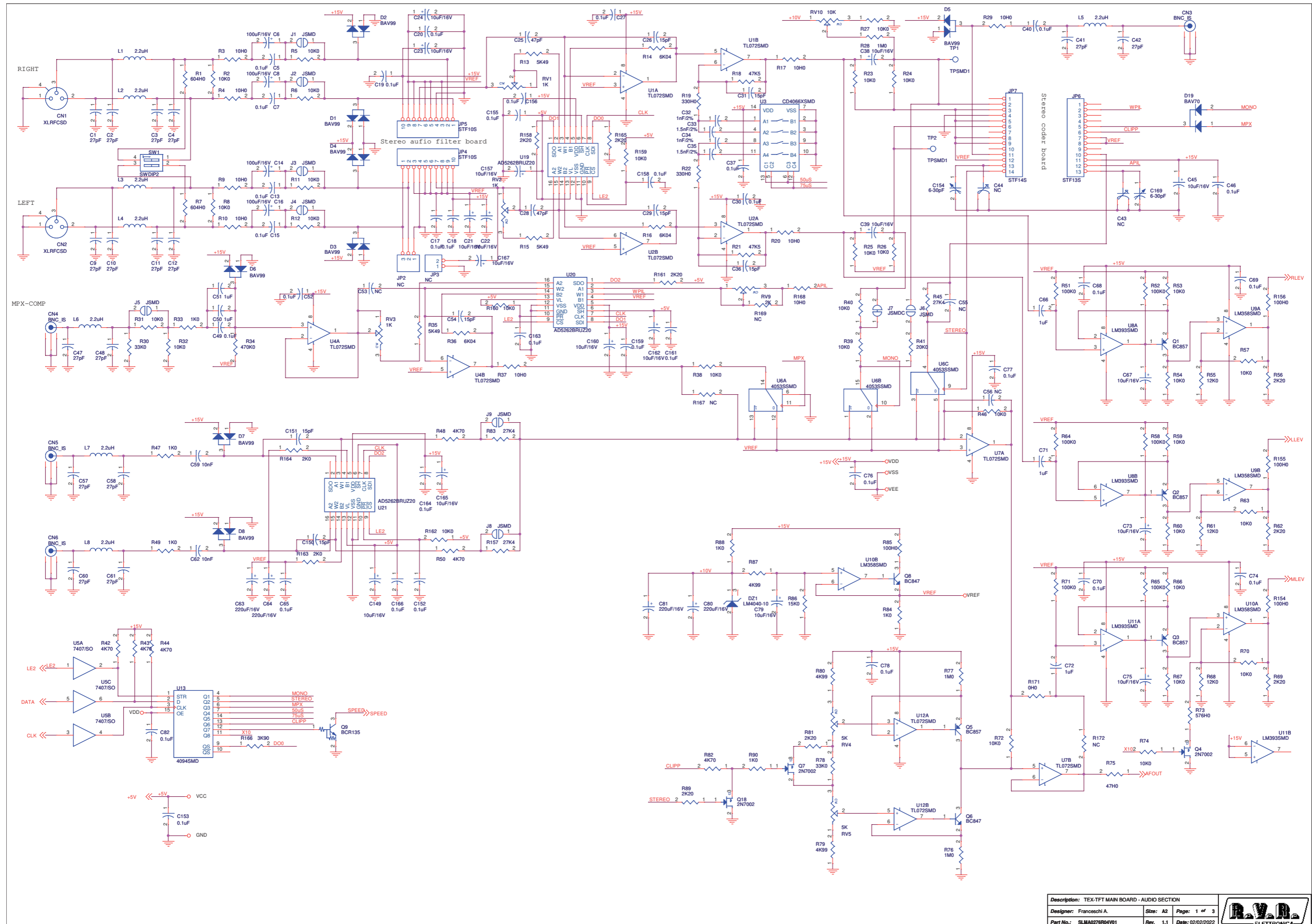
	PRODUCT NAME: TEX5004TFT	PART NAME: R.F. SECTION (Bias)			
	DESIGNER: A. Franceschi	DATE 10/03/2022	REVIS.: 1.0	SCALE /	SIZE_A3
ARCHIVING: "RVRUT" SERVER, "RILASCIATI" FOLDER	PROJECT CODE: 245	DOCUMENT CODE: KKCAB245B			



PRODUCT NAME : TEX-TFT	PART NAME : MAIN BOARD
DESIGNER : FRANCESCHI A.	DATE : 18/08/21
ARCHIVING : "RVUT" SERVER, "RILASCIATI" FOLDER	REVISION : 1.0
	SCALE : 1:1
	SIZE : A4
	PAGE : 1
	DI : 1
	DOCUMENT CODE : SLMA0276R04V**
	PROJECT CODE : 252



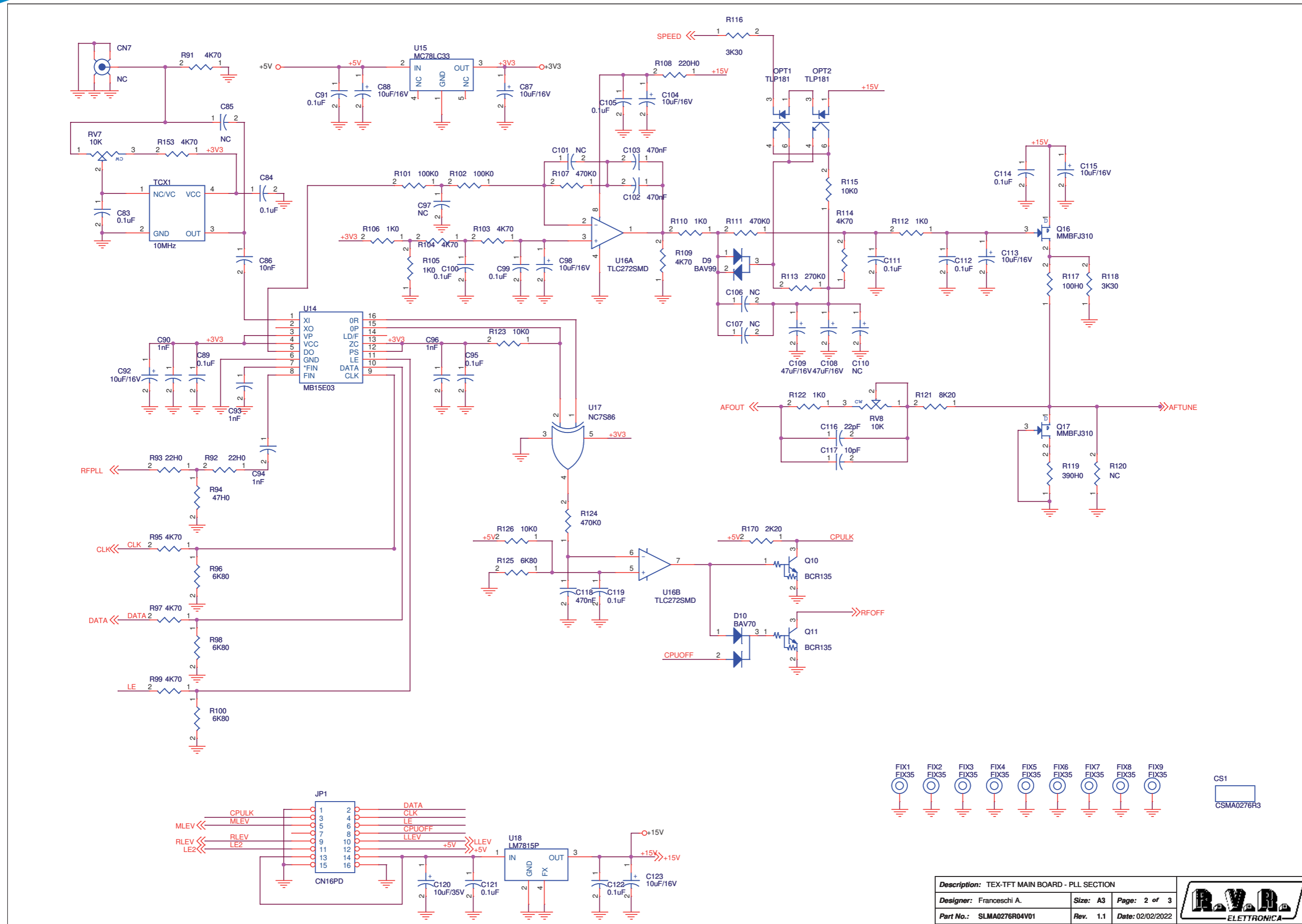
SLMA0276R04V01



Description: TEX-TFT MAIN BOARD - AUDIO SECTION		
Designer: Franceschi A.	Size: A2	Page: 1 of 3
Part No.: SLMA0276R04V01	Rev. 1.1	Date: 02/02/2022



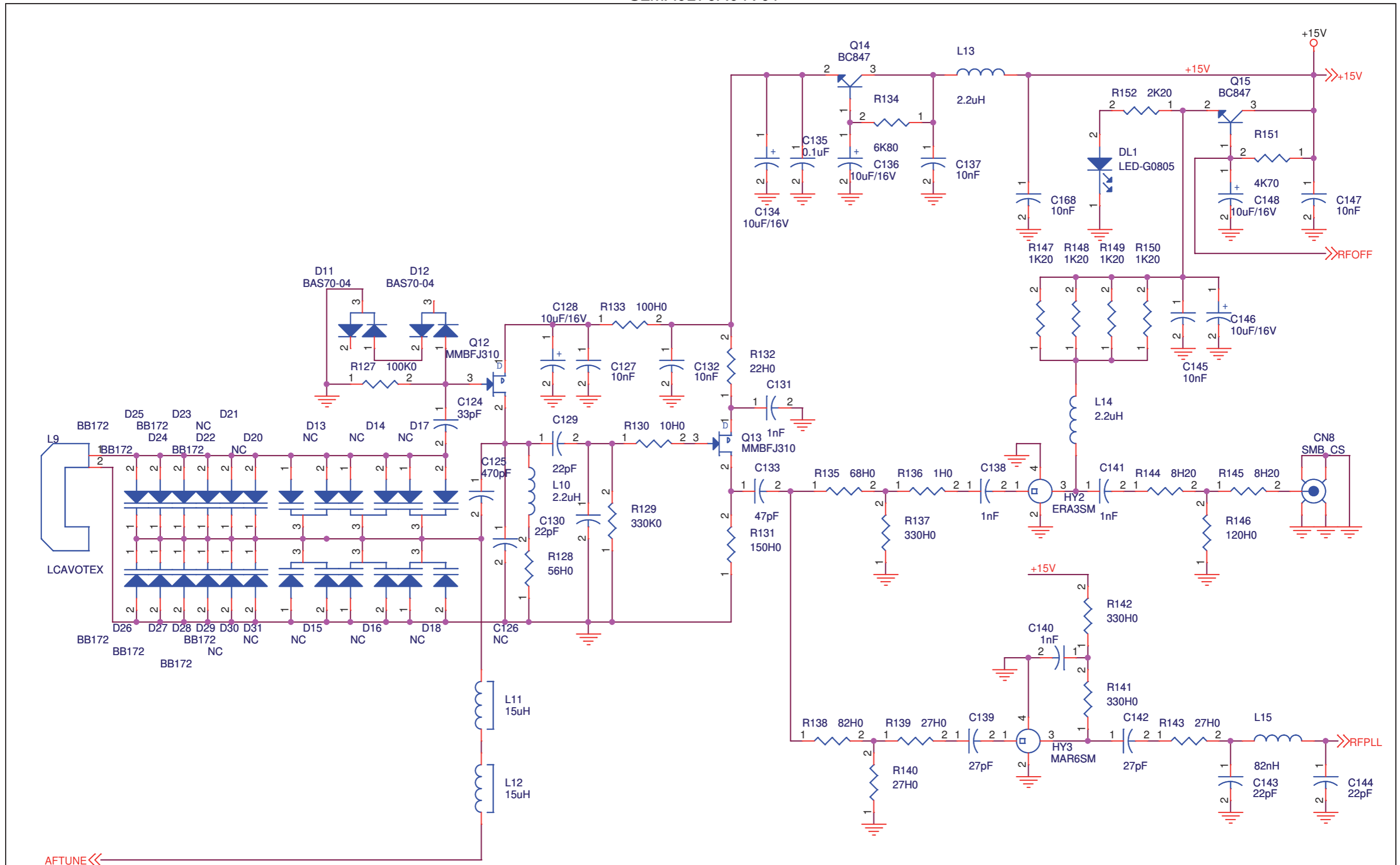
SLMA0276R04V01



Description: TEX-TFT MAIN BOARD - PLL SECTION		
Designer: Franceschi A.	Size: A3	Page: 2 of 3
Part No.: SLMA0276R04V01	Rev. 1.1	Date: 02/02/2022



SLMA0276R04V01



AFTUNE <<

Description: TEX-TFT MAIN BOARD - VCO DRV SECTION		
Designer: Franceschi A.	Size: A4	Page: 3 of 3
Part No.: SLMA0276R04V01	Rev. 1.1	Date: 02/02/2022



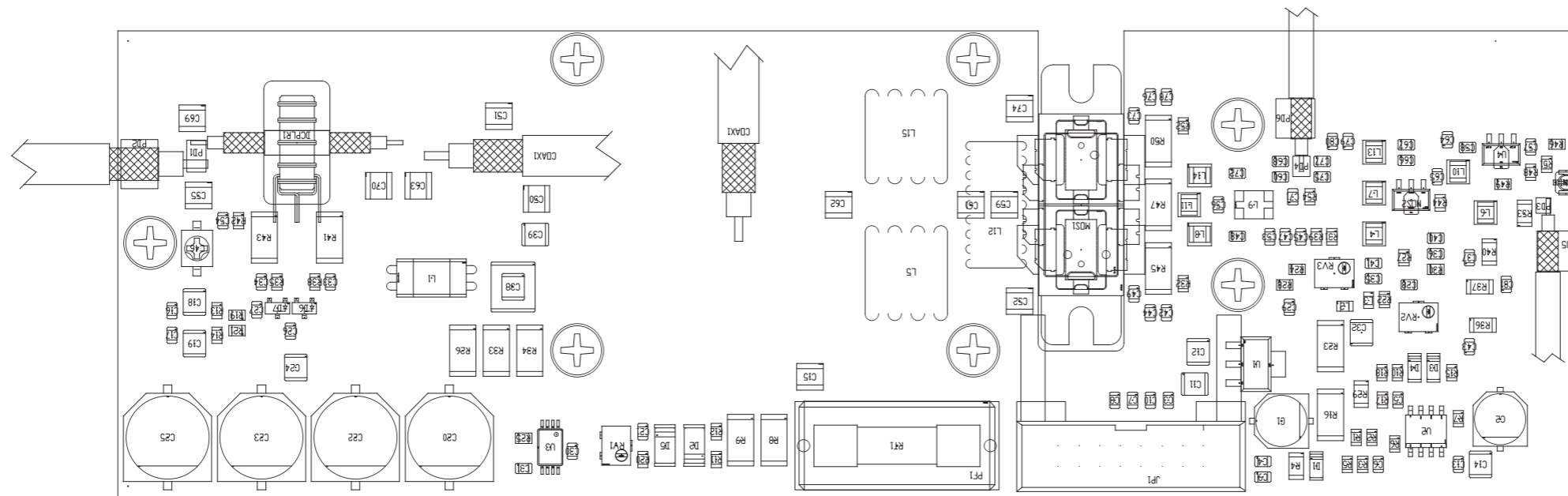
SLMA0276R04V01

TEX-TFT MAIN BOARD Revised: 02/02/2022
 SLMA0276R04V01 Revision: 1.1
 Franceschi A.

Item	Quantity	Reference	Part	Description
1	2	CN1, CN2	XLRFCSD	XLR fem. PCB conn.
2	4	CN3, CN4, CN5, CN6	BNC_IS	Metal BNC conn.
3	1	CN7	NC	SMB pcb conn.
4	1	CN8	SMB_CS	SMB pcb conn.
5	1	CS1	CSMA0276R3	Printed Circuit board
6	18	C1, C2, C3, C4, C9, C10, C11, C12, C41, C42, C47, C48, C57, C58, C60, C61, C139, C142	27pF	0805 SMD capacitor
7	49	C5, C7, C13, C15, C17, C18, C19, C20, C27, C30, C37, C40, C46, C49, C52, C65, C68, C69, 0.1uF, C70, C74, C76, C77, C78, C82, C83, C84, C89, C91, C95, C99, C100, C105, C111, C112, C114, C119, C121, C122, C135, C152, C153, C155, C156, C158, C159, C161, C163, C164, C166	0.1uF	0805 SMD capacitor
8	4	C6, C8, C14, C16	100uF/16V	SMD electr. cap. 6.3mm
9	29	C21, C22, C23, C24, C38, C39, C45, C67, C73, C75, C79, C87, C88, C92, C98, C104, C115, 10uF/16V, C123, C128, C134, C136, C146, C148, C149, C157, C160, C162, C165, C167	10uF/16V	SMD electr. cap. 4mm
10	3	C25, C28, C133	47pF	0805 SMD capacitor
11	7	C26, C29, C31, C36, C54, C150, C151	15pF	0805 SMD capacitor
12	2	C32, C34	1nF/2%	0805 COG SMD capacitor
13	2	C33, C35	1.5nF/2%	0805 COG SMD capacitor
14	2	C43, C44	NC	Ceramic comp. dia. 7mm
15	5	C50, C51, C66, C71, C72	1uF	0805 SMD capacitor
16	9	C53, C55, C56, C85, C97, C101, C106, C107, C126	NC	0805 SMD capacitor
17	9	C59, C62, C86, C127, C132, C137, C145, C147, C168	10nF	0805 SMD capacitor
18	4	C63, C64, C80, C81	220uF/16V	SMD electr. cap. 6.3mm
19	8	C90, C93, C94, C96, C131, C138, C140, C141	1nF	0805 SMD capacitor
20	2	C102, C103	470nF	1206 SMD capacitor
21	2	C108, C109	47uF/16V	SMD tantalium cap. size D
22	1	C110	NC	SMD tantalium cap. size D
23	1	C113	10uF/16V	SMD tantalium cap. size C
24	5	C116, C129, C130, C143, C144	22pF	0805 SMD capacitor
25	1	C117	10pF	0805 SMD capacitor
26	1	C118	470nF	0805 SMD capacitor
27	1	C120	10uF/35V	SMD electr. cap. 5mm
28	1	C124	33pF	0805 SMD capacitor
29	1	C125	470pF	0805 SMD capacitor
30	2	C154, C169	6-30pF	Var. comp. Murata TZB4A
31	1	DL1	LED-G0805	Green LED SMD 0805
32	1	DZ1	LM4040-10	SMD SOT23 precision Zener
33	9	D1, D2, D3, D4, D5, D6, D7, D8, D9	BAV99	Dual diode SMD SOT23
34	2	D10, D19	BAV70	Dual diode SMD SOT23
35	2	D11, D12	BAS70-04	Dual diode SMD SOT23
36	6	D13, D14, D15, D16, D17, D18	NC	Dual diode Varicap SMD SOT23
37	4	D20, D21, D30, D31	NC	Varicap diode SOD323
38	8	D22, D23, D24, D25, D26, D27, D28, D29	BB172	Varicap diode SOD323
39	9	FIX1, FIX2, FIX3, FIX4, FIX5, FIX6, FIX7, FIX8, FIX9	FIX35	3.5mm Fixing hole
40	1	HY2	ERA3SM	Hybrid MAR/ERA
41	1	HY3	MAR6SM	Hybrid MAR/ERA
42	1	JP1	CN16PD	16 way pcb conn. with holder
43	1	JP2	NC	Male strip 3 pin
44	1	JP3	NC	Male strip 2 pin
45	2	JP4, JP5	STF10S	Female strip 10 pin
46	1	JP6	STF13S	Female strip 13 pin
47	1	JP7	STF14S	Female strip 14 pin
48	8	J1, J2, J3, J4, J5, J6, J8, J9	J5MD	2 pad SMD jumper
49	1	J7	J5MDC	2 pad SMD jumper closed
50	11	L1, L2, L3, L4, L5, L6, L7, L8, L10, L13, L14	2.2uH	SMD inductor 3225 (1210)
51	1	L9	LCVOTEX	Inductor Cable for TEX
52	2	L11, L12	15uH	SMD inductor 3225 (1210) shielded
53	1	L15	82nH	SMD inductor 3225 (1210)
54	2	OPT1, OPT2	TLP181	Optocoupler SMD SO6
55	4	Q1, Q2, Q3, Q5	BC857	PNP trans. SOT23
56	3	Q4, Q7, Q18	2N7002	Trans. FET SOT23
57	4	Q6, Q8, Q14, Q15	BC847	NPN trans. SOT23
58	3	Q9, Q10, Q11	BCR135	Digital NPN trans. SOT23
59	4	Q12, Q13, Q16, Q17	MMBFJ310	Trans. FET SOT23
60	3	RV1, RV2, RV3	1K	Trimmer Rg V 3296W
61	2	RV4, RV5	5K	Trimmer Rg V 3269W SMD
62	1	RV7	10K	Trimmer Rg V 3296W
63	2	RV8, RV10	10K	Trimmer Rg V 3269W SMD
64	1	RV9	2K	Trimmer Rg V 3269W SMD

Item	Quantity	Reference	Part	Description
65	2	R1, R7	604H0	0805 SMD res.
66	34	R2, R5, R6, R8, R11, R12, R23, R24, R25, R26, R27, R31, R32, R38, R39, R40, R46, R53, R54, R57, R59, R60, R63, R66, R67, R70, R72, R74, R115, R123, R126, R159, R160, R162	10K0	0805 SMD res.
67	10	R3, R4, R9, R10, R17, R20, R29, R37, R130, R168	10H0	0805 SMD res.
68	3	R13, R15, R35	5K49	0805 SMD res.
69	3	R14, R16, R36	6K04	0805 SMD res.
70	2	R18, R21	47K5	0805 SMD res.
71	5	R19, R22, R137, R141, R142	330H0	0805 SMD res.
72	3	R28, R76, R77	1M0	0805 SMD res.
73	2	R30, R78	33K0	0805 SMD res.
74	11	R33, R47, R49, R84, R88, R90, R105, R106, R110, R112, R122	1K0	0805 SMD res.
75	4	R34, R107, R111, R124	470K0	0805 SMD res.
76	1	R41	20K0	0805 SMD res.
77	16	R42, R43, R44, R48, R50, R82, R91, R95, R97, R99, R103, R104, R109, R114, R151, R153	4K70	0805 SMD res.
78	3	R45, R83, R157	27K4	0805 SMD res.
79	9	R51, R52, R58, R64, R65, R71, R101, R102, R127	100K0	0805 SMD res.
80	3	R55, R61, R68	12K0	0805 SMD res.
81	10	R56, R62, R69, R81, R89, R152, R158, R161, R165, R170	2K20	0805 SMD res.
82	1	R73	576H0	0805 SMD res.
83	2	R75, R94	47H0	0805 SMD res.
84	3	R79, R80, R87	4K99	0805 SMD res.
85	6	R85, R117, R133, R154, R155, R156	100H0	0805 SMD res.
86	1	R86	15K0	0805 SMD res.
87	3	R92, R93, R132	22H0	0805 SMD res.
88	5	R96, R98, R100, R125, R134	6K80	0805 SMD res.
89	1	R108	220H0	0805 SMD res.
90	1	R113	270K0	0805 SMD res.
91	2	R116, R118	3K30	0805 SMD res.
92	1	R119	390H0	0805 SMD res.
93	4	R120, R167, R169, R172	NC	0805 SMD res.
94	1	R121	8K20	0805 SMD res.
95	1	R128	56H0	0805 SMD res.
96	1	R129	330K0	0805 SMD res.
97	1	R131	150H0	0805 SMD res.
98	1	R135	68H0	0805 SMD res.
99	1	R136	1H0	0805 SMD res.
100	1	R138	82H0	0805 SMD res.
101	3	R139, R140, R143	27H0	0805 SMD res.
102	2	R144, R145	8H20	0805 SMD res.
103	1	R146	120H0	0805 SMD res.
104	4	R147, R148, R149, R150	1K20	0805 SMD res.
105	2	R163, R164	2K0	0805 SMD res.
106	1	R166	3K90	0805 SMD res.
107	1	R171	0H0	0805 SMD res.
108	1	SW1	SWDIP2	2 ways switch slide dip
109	1	TCX1	10MHz	TCXO SMD 5x3.2mm
110	2	TP1, TP2	TPSMD1	Piazzola SMD d.1mm
111	5	U1, U2, U4, U7, U12	TLO72SMD	Dual Op. SMD SO8
112	1	U3	CD4066XSMD	Analog Switch SMD SO14
113	1	U5	7407/SO	Hex buffer OC SMD SO14
114	1	U6	4053SSMD	Analog Switch SMD SO16
115	2	U8, U11	LM393SMD	Dual Comp. SMD SO8
116	2	U9, U10	LM358SMD	Dual Op. SMD SO8
117	1	U13	4094SMD	Shift Reg. SMD SO16
118	1	U14	MB15E03	Integrated PLL
119	1	U15	MC78LC33	Stab. SMD SOT23-5
120	1	U16	TLC272SMD	Dual Op. SMD SO8
121	1	U17	NC7586	XOR Port
122	1	U18	LM7815P	Voltage reg. TO220
123	3	U19, U20, U21	AD5262BRU20	Dual 256 pos. dig. pot.

SLDR0444R03V01



PRODUCT NAME : LOW DRIVER OPTION

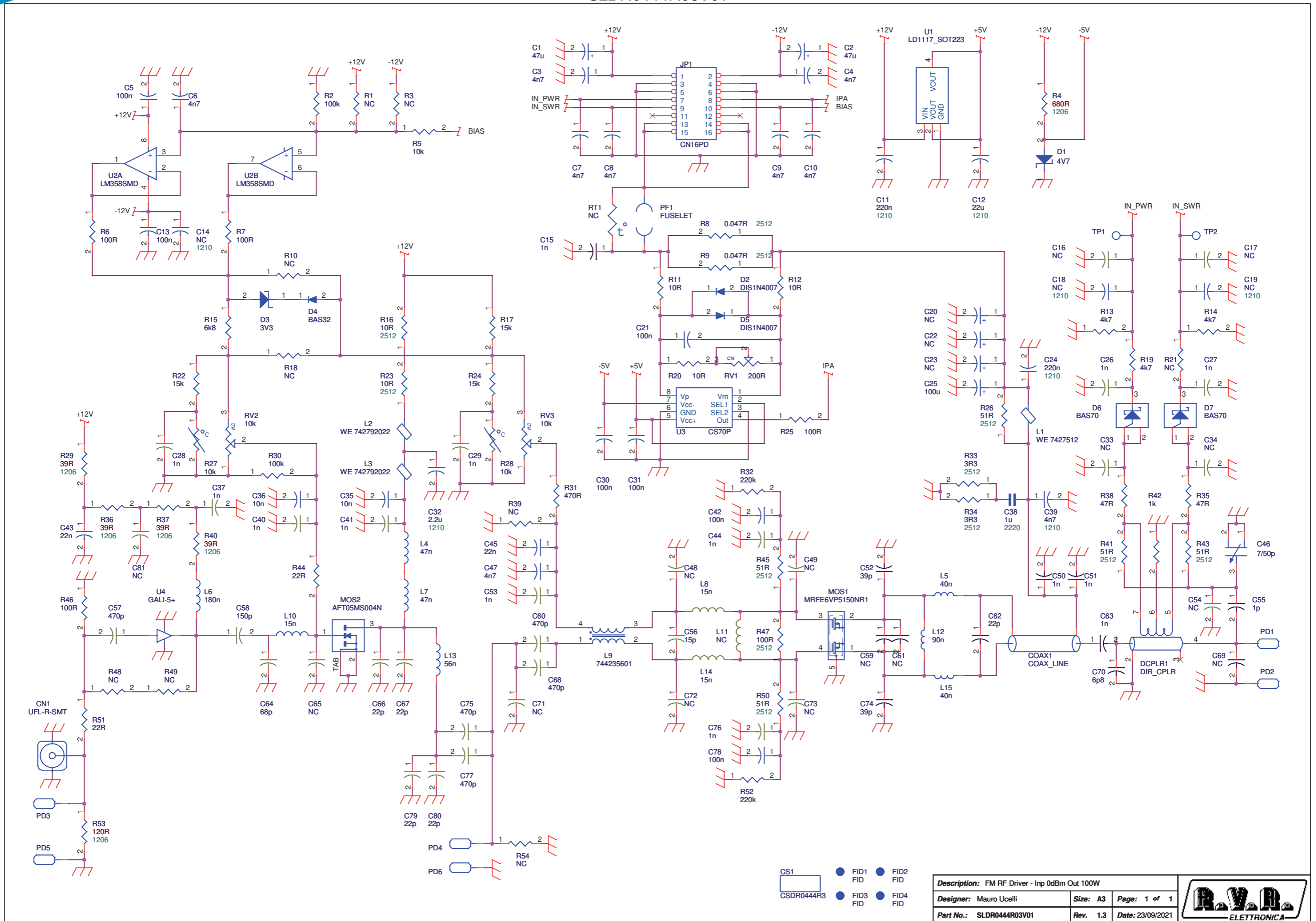
DESIGNER : M. UCELLI

ARCHIVING : "RVUT" SERVER, "RILASCIATI" FOLDER

PART NAME : DRIVER INP-0DBM OUT-100W

DATE : 15/03/18 REVISION : 1.0 SCALE : 1:1 SIZE : A4 PAGE : 1 DI 1

PROJECT CODE : 245 DOCUMENT CODE : SLDR0444R03V01



- CS1 CSDR0444R3
- FID1 FID
- FID2 FID
- FID3 FID
- FID4 FID

Description: FM RF Driver - Inp 0dBm Out 100W		
Designer: Mauro Ucelli	Size: A3	Page: 1 of 1
Part No.: SLDR0444R03V01	Rev. 1.3	Date: 23/09/2021

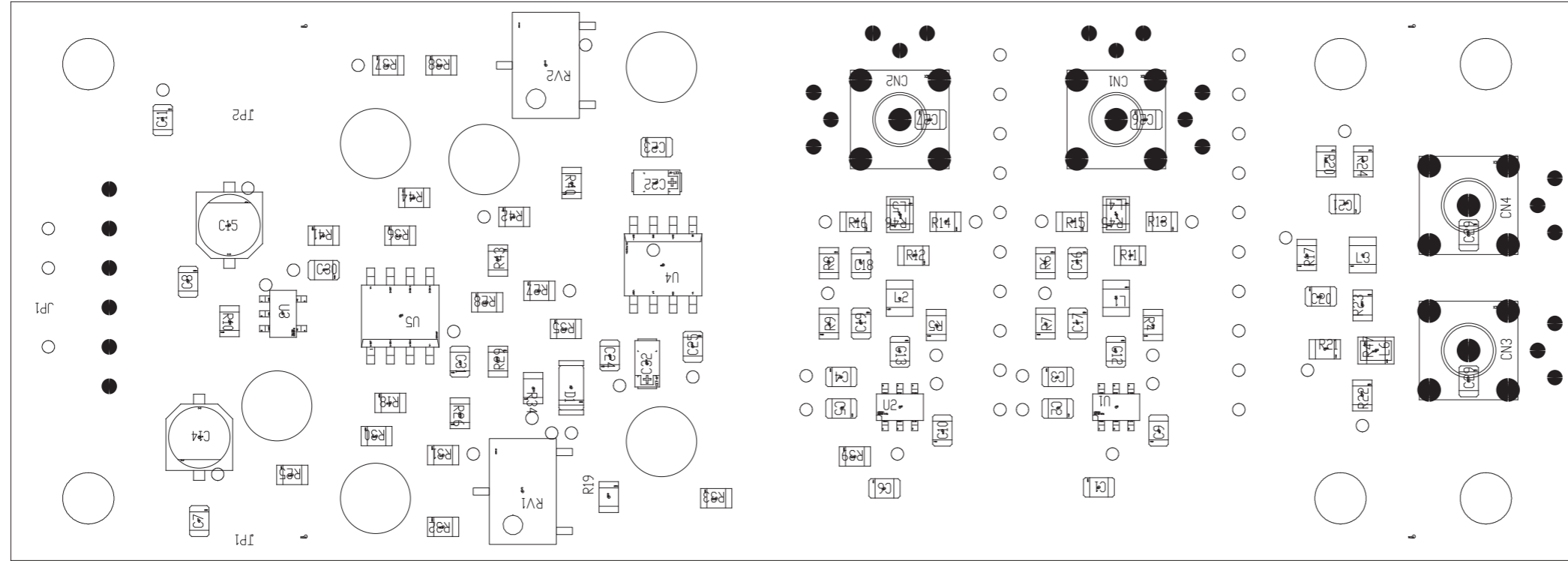


SLDR0444R03V01

FM RF Driver - Inp 0dBm Out 100W
 SLDR0444R03V01
 Revision: 1.3
 23/09/2021
 Mauro Ucelli

Item	Q.ty	Reference	Part	Description
1	1	CN1	UFL-R-SMT	Ultra Small Surface Mount Coaxial Connector U.FL Series
2	1	COAX1	COAX_LINE	Coax Cable 50 Ohm RG316 (50Ohm) Leng. Shield to Shield 160mm
3	1	CS1	CSDR0444R3	Circuito Stampato
4	2	C1,C2	47u	Cond. Elett. SMD d. 6.3mm
5	8	C3,C4,C6,C7,C8,C9,C10,C47	4n7	SMD 0805 MLCC X7R
6	7	C5,C13,C21,C30,C31,C42,C78	100n	SMD 0805 MLCC X7R
7	2	C11,C24	220n	Capacitor SMD 1210 MLCC X7R 100V
8	1	C12	22u	Capacitor SMD 1210 MLCC X7R 16V
9	1	C14	NC	Capacitor SMD 1210 MLCC X7R 25V
10	4	C15,C50,C51,C63	1n	Cond. SMD 1212 HQ
11	12	C16,C17,C33,C34,C48,C49,C54,C65,C71,C72,C73,C81	NC	Cond. SMD 0805 COG
12	2	C18,C19	NC	Capacitor SMD 1210 MLCC X7R
13	3	C20,C22,C23	NC	Cond. Elett. SMD d. 10mm 63V
14	1	C25	100u	Cond. Elett. SMD d. 10mm 63V
15	10	C26,C27,C28,C29,C37,C40,C41,C44,C53,C76	1n	Cond. SMD 0805 COG
16	1	C32	2.2u	Capacitor SMD 1210 MLCC X7R 100V
17	2	C35,C36	10n	SMD 0805 MLCC X7R
18	1	C38	1u	MLCC X7R 100V
19	1	C39	4n7	Capacitor SMD 1210 MLCC X7R 500V
20	2	C43,C45	22n	SMD 0805 MLCC X7R
21	1	C46	7/50p	Adj. Cap 7 / 50pF
22	2	C52,C74	39p	Cond. SMD 1212 HQ
23	1	C55	1p	Cond. SMD 1212 HQ
24	1	C56	15p	Cond. SMD 0805 COG
25	5	C57,C60,C68,C75,C77	470p	Cond. SMD 0805 COG
26	1	C58	150p	Cond. SMD 0805 COG
27	3	C59,C61,C69	NC	Cond. SMD 1212 HQ
28	1	C62	22p	Cond. SMD 1212 HQ
29	1	C64	68p	Cond. SMD 0805 COG
30	4	C66,C67,C79,C80	22p	Cond. SMD 0805 COG
31	1	C70	6p8	Cond. SMD 1212 HQ
32	1	DCPLR1	DIR_CPLR	Toroidal Directional Coupler
33	1	D1	4V7	MINIMELF SMD Zener Diode
34	2	D2,D5	DIS1N4007	Melf Diode / DO214AC
35	1	D3	3V3	MINIMELF SMD Zener Diode
36	1	D4	BAS32	Minimelf Diode
37	2	D6,D7	BAS70	Hot Carrier Schottky Diode
38	4	FID1,FID2,FID3,FID4	FID	Fiducial CS
39	1	JP1	CN16PD	Connettore 16 poli Flat cs
40	1	L1	WE 7427512	Ferrite Bead
41	2	L2,L3	WE 742792022	Ferrite Bead
42	2	L4,L7	47n	Induttanza SMD Wire Wound HQ 2520 (1008)
43	1	L5	40n	3 Spire Filo R-Arg. D. 1.5mm avvolte su D. 6mm lunghezza 10mm
44	1	L6	180n	Induttanza SMD Wire Wound HQ 2520 (1008)
45	2	L8,L14	15n	Induttanza SMD Wire Wound HQ 2012 (0805)
46	1	L9	744235601	WE-CNSW SMD Common Mode Line Filter
47	1	L10	15n	Induttanza SMD Wire Wound HQ 2520 (1008)
48	1	L11	NC	Induttanza SMD Wire Wound HQ 2012 (0805)
49	1	L12	90n	5 Spire Filo R-Arg. D. 1mm avvolte su D. 5.5mm lunghezza 11mm
50	1	L13	56n	Induttanza SMD Wire Wound HQ 2520 (1008)
51	1	L15	40n	3 Spire Filo R-Arg. D. 1.5mm avvolte su D. 6mm lunghezza 10mm
52	1	MOS1	MRFE6VP5150NR1	RF Power LDMOS Transistors Push-Pull
53	1	MOS2	AFT05MS004N	RF Power LDMOS Transistor SOT-89
54	6	PD1,PD2,PD3,PD4,PD5,PD6	PAD	Pad for connection
55	1	PF1	FUSELET	Fusibile Busmann LET
56	1	RT1	NC	Resettable Fuse 4A 60V

57	1	RV1	200R	Trimmer SMD
58	2	RV2,RV3	10k	Trimmer SMD
59	9	R1,R3,R10,R18,R21,R39,R48,R49,R54	NC	Res. SMD 0805
60	2	R2,R30	100k	Res. SMD 0805
61	1	R4	680R	Res. SMD 1206
62	1	R5	10k	Res. SMD 0805
63	4	R6,R7,R25,R46	100R	Res. SMD 0805
64	2	R8,R9	0.047R	Res. SMD 2512 1%
65	3	R11,R12,R20	10R	Res. SMD 0805
66	3	R13,R14,R19	4k7	Res. SMD 0805
67	1	R15	6k8	Res. SMD 0805
68	2	R16,R23	10R	Res. SMD 2512 5%
69	3	R17, R22, R24	15k	Res. SMD 0805
70	5	R26,R41,R43,R45,R50	51R	Res. SMD 2512 1%
71	2	R27,R28	10k	Res. NTC SMD 0805
72	4	R29,R36,R37,R40	39R	Res. SMD 1206
73	1	R31	470R	Res. SMD 0805
74	2	R32,R52	220k	Res. SMD 0805
75	2	R33,R34	3R3	Res. SMD 2512 5%
76	2	R35,R38	47R	Res. SMD 0805
77	1	R42	1k	Res. SMD 0805
78	2	R44,R51	22R	Res. SMD 0805
79	1	R47	100R	Res. SMD 2512 1%
80	1	R53	120R	Res. SMD 1206
81	2	TP1,TP2	TP	Test point
82	1	U1	LD1117_SOT223	*
83	1	U2	LM358SMD	Dual Op. SMD SO8
84	1	U3	CS70P	High side current sense high voltage op amp
85	1	U4	GALI-5+	RF MMIC



PRODUCT NAME : ATVCA2K0LU

DESIGNER : E. MONTAGNA

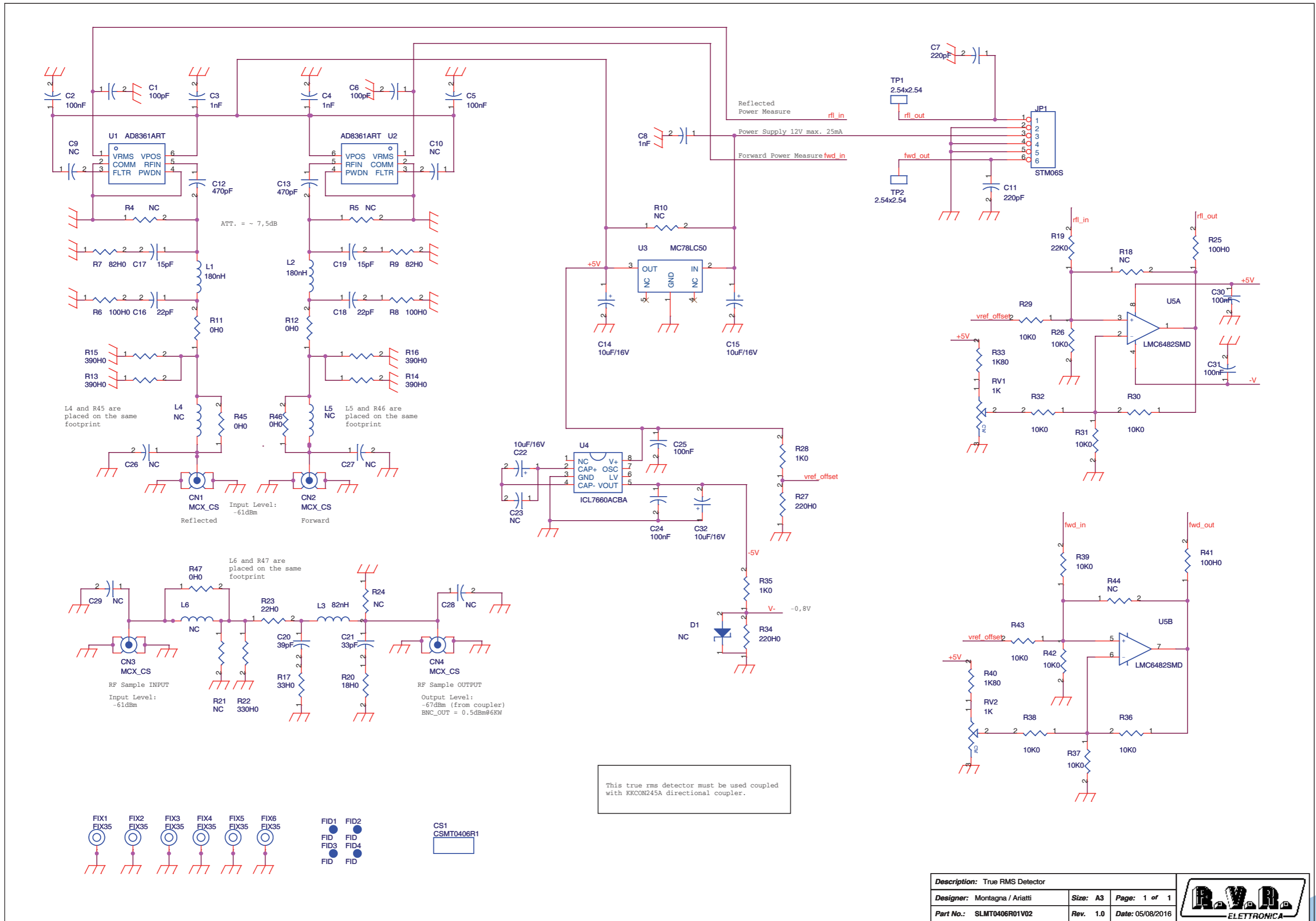
ARCHIVING : "RVJUT" SERVER, "RILASCIATI" FOLDER

PART NAME : TRUE RMS DETECTOR ADD-ON CARD

DATE : 27/03/14 REVISION : 1.0 SCALE : 2:1 SIZE : A4 PAGE : 1 DI 1

DOCUMENT CODE : SLMT0406R01Vxx

SLMT0406R01V02



This true rms detector must be used coupled with KKCON245A directional coupler.

Description: True RMS Detector		
Designer: Montagna / Ariatti	Size: A3	Page: 1 of 1
Part No.: SLMT0406R01V02	Rev. 1.0	Date: 05/08/2016

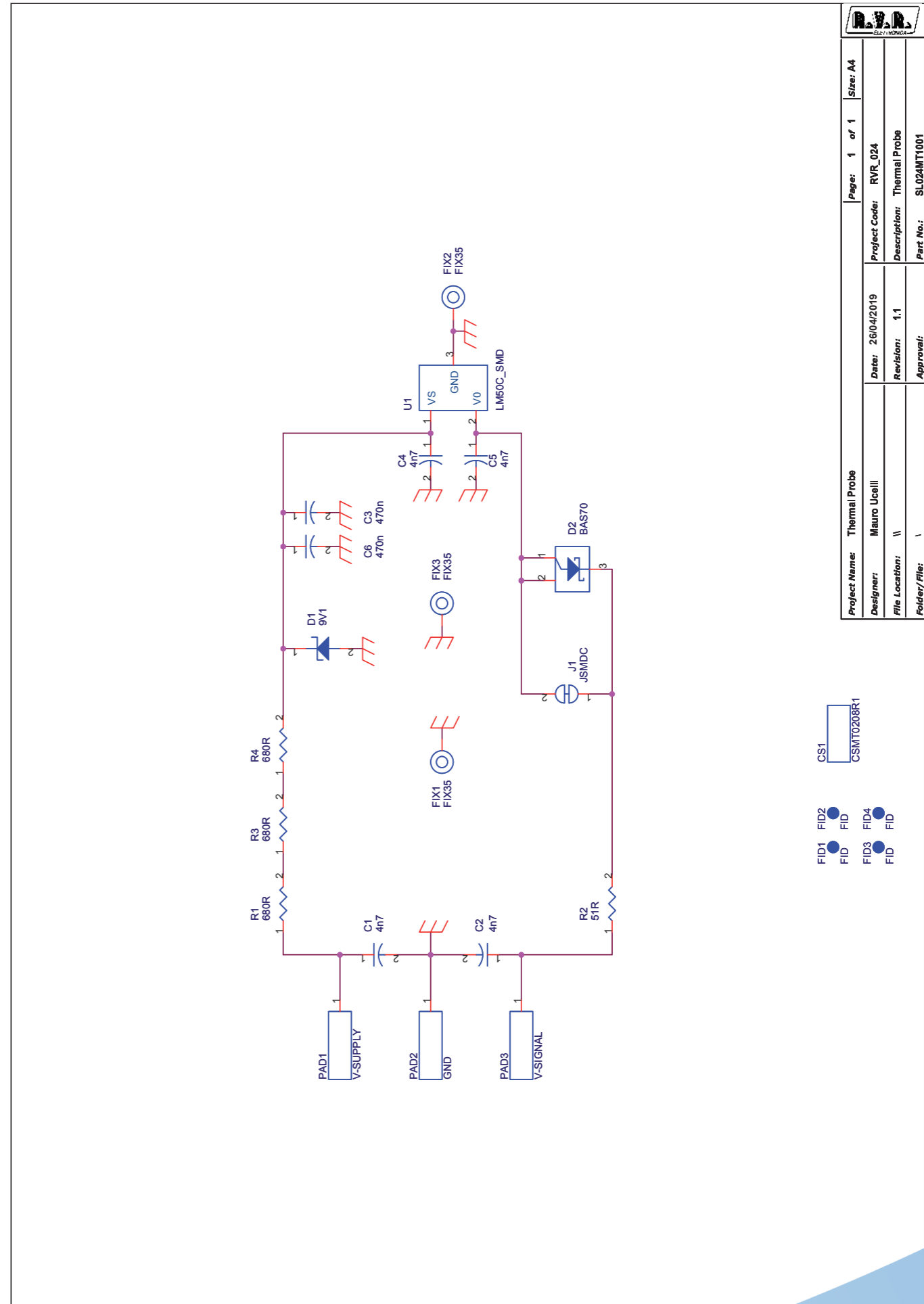
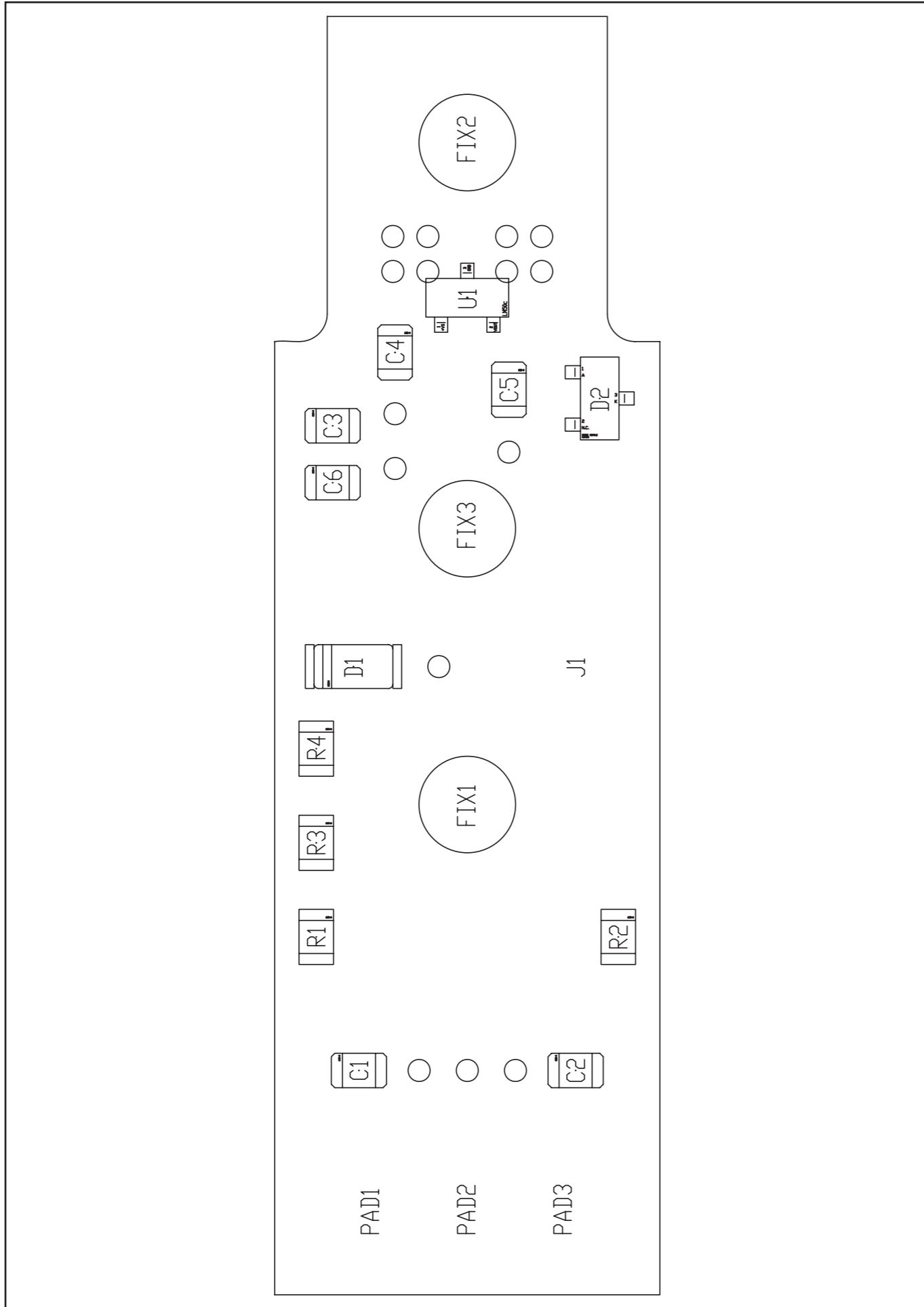


SLMT0406R01V02

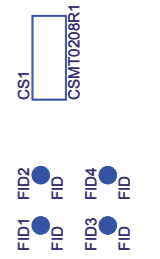
True RMS Detector Revised: Friday, August 05, 2016
 SLMT0406R01V02 Revision: 1.0
 Montagna / Ariatti

Item	Quan	Reference	Part	Description
1	4	CN1, CN2, CN3, CN4	MCX_CS	Connettore MCX da CS
2	1	CS1	CSMT0406R1	Circuito stampato
3	2	C1, C6	100pF	Cond. SMD 0805
4	6	C2, C5, C24, C25, C30, C31	100nF	Cond. SMD 0805
5	3	C3, C4, C8	1nF	Cond. SMD 0805
6	2	C7, C11	220pF	Cond. SMD 0805
7	7	C9, C10, C23, C26, C27, C28, C29	NC	Cond. SMD 0805
8	2	C12, C13	470pF	Cond. SMD 0805
9	2	C14, C15	10uF/16V	Cond. Elett. SMD d. 4mm
10	2	C16, C18	22pF	Cond. SMD 0805
11	2	C17, C19	15pF	Cond. SMD 0805
12	1	C20	39pF	Cond. SMD 0805
13	1	C21	33pF	Cond. SMD 0805
14	2	C22, C32	10uF/16V	Cond. Elett. SMD tant. size A
15	1	D1	NC	MINIMELF SMD Zener Diode
16	4	FID1, FID2, FID3, FID4	FID	Fiducial CS
17	6	FIX1, FIX2, FIX3, FIX4, FIX5, FIX6	FIX35	Foro fissaggio 3.5mm
18	1	JP1	STM06S	Strip maschio 6 pin
19	2	L1, L2	180nH	Induttanza SMD 2012 (0805)
20	1	L3	82nH	Induttanza SMD 2012 (0805)
21	3	L4, L5, L6	NC	Induttanza SMD 2012 (0805)
22	2	RV1, RV2	1K	Trimmer Rg V 3269W SMD
23	7	R4, R5, R10, R18, R21, R24, R44	NC	Res. SMD 0805 1%
24	4	R6, R8, R25, R41	100H0	Res. SMD 0805 1%
25	2	R7, R9	82H0	Res. SMD 0805 1%
26	5	R11, R12, R45, R46, R47	0H0	Res. SMD 0805 1%
27	4	R13, R14, R15, R16	390H0	Res. SMD 0805 1%
28	1	R17	33H0	Res. SMD 0805 1%
29	1	R19	22K0	Res. SMD 0805 1%
30	1	R20	18H0	Res. SMD 0805 1%
31	1	R22	330H0	Res. SMD 0805 1%
32	1	R23	22H0	Res. SMD 0805 1%
33	11	R26, R29, R30, R31, R32, R36, R37, R38, R39, R42, R43	10K0	Res. SMD 0805 1%
34	2	R27, R34	220H0	Res. SMD 0805 1%
35	2	R28, R35	1K0	Res. SMD 0805 1%
36	2	R33, R40	1K80	Res. SMD 0805 1%
37	2	TP1, TP2	2.54x2.54	Piazzola SMD
38	2	U1, U2	AD8361ART	RF Power detector
39	1	U3	MC78LC50	Stab. SMD SOT23-5
40	1	U4	ICL7660ACBA	Switched capacitor supply inverter
41	1	U5	LMC6482SMD	Dual R/R op. amp.

SL024MT1001



Project Name: Thermal Probe		Page: 1 of 1	Size: A4
Designer: Mauro Ucelli		Date: 26/04/2019	Project Code: RVR_024
File Location: \\		Revision: 1.1	Description: Thermal Probe
Folder/File: 1		Approval:	Part No.: SL024MT1001

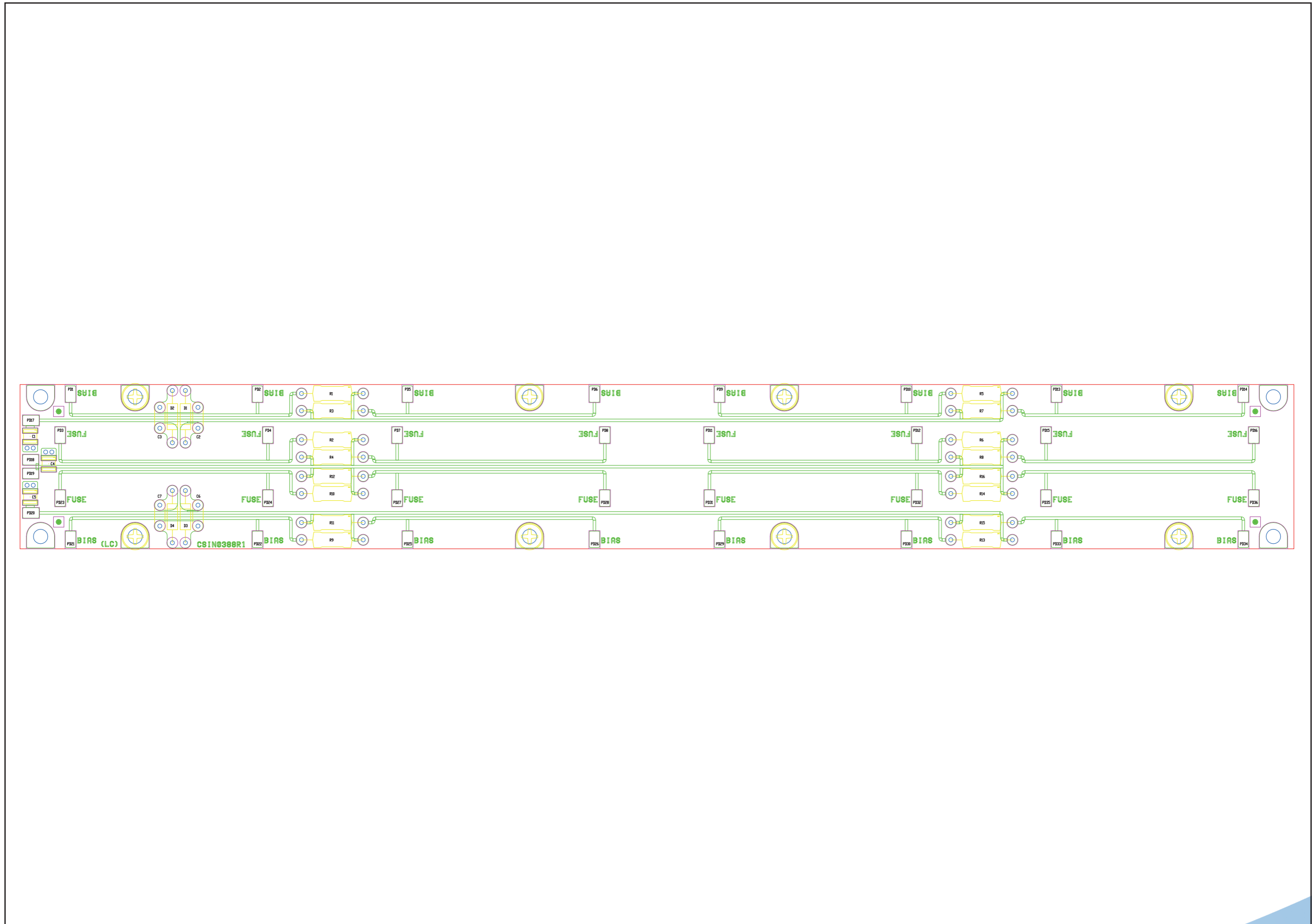


SL024MT1001

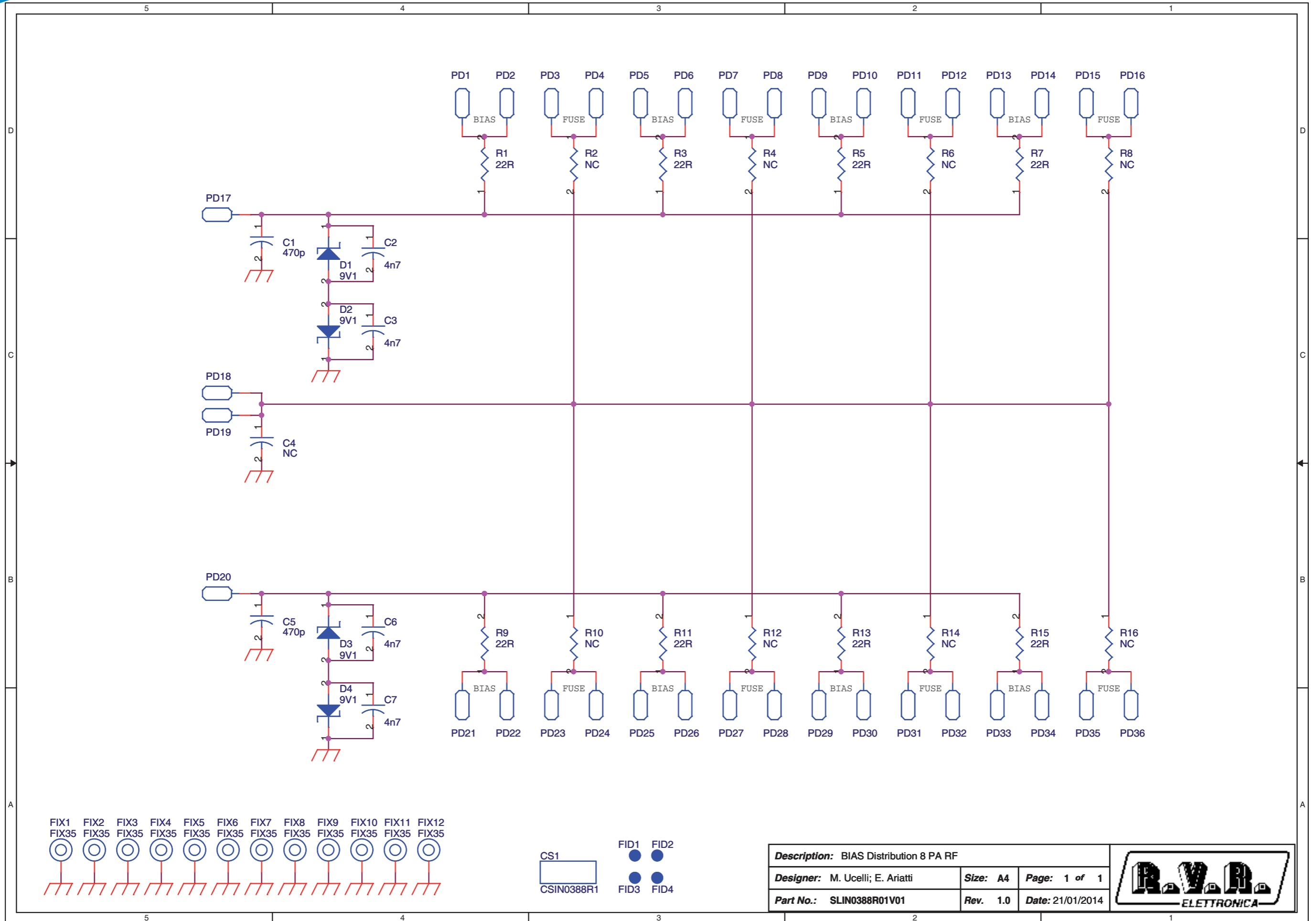
Thermal Probe
Revision: 1.1
Thermal Probe
Mauro Ucelli
04/26/19

tem	Quantity	Reference	Part	Description
1	4	C1,C2,C4,C5	4n7	Cond. SMD 0805
2	2	C3,C6	470n	Cond. SMD 0805
3	1	D1	9V1	MINIMELF SMD Zener Diode
4	1	D2	BAS70	Diodo Shottky SOT23
5	3	FIX1,FIX2,FIX3	FIX35	Foro fissaggio 3.5mm
6	1	J1	JSMDC	Pad SMD a saldare chiuso
7	1	PAD1	V-SUPPLY	
8	1	PAD2	GND	
9	1	PAD3	V-SIGNAL	
10	3	R1,R3,R4	680R	Res. SMD 0805
11	1	R2	51R	Res. SMD 0805
12	1	U1	LM50C_SMD	Temperature sensor
13	1	CS1	CSMT0208R1	Circuito stampato

SLIN0388R01V01



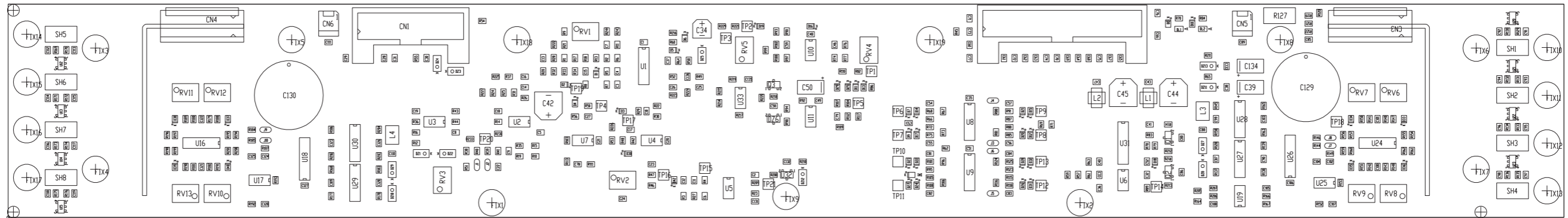
SLIN0388R01V01



SLIN0388R01V01

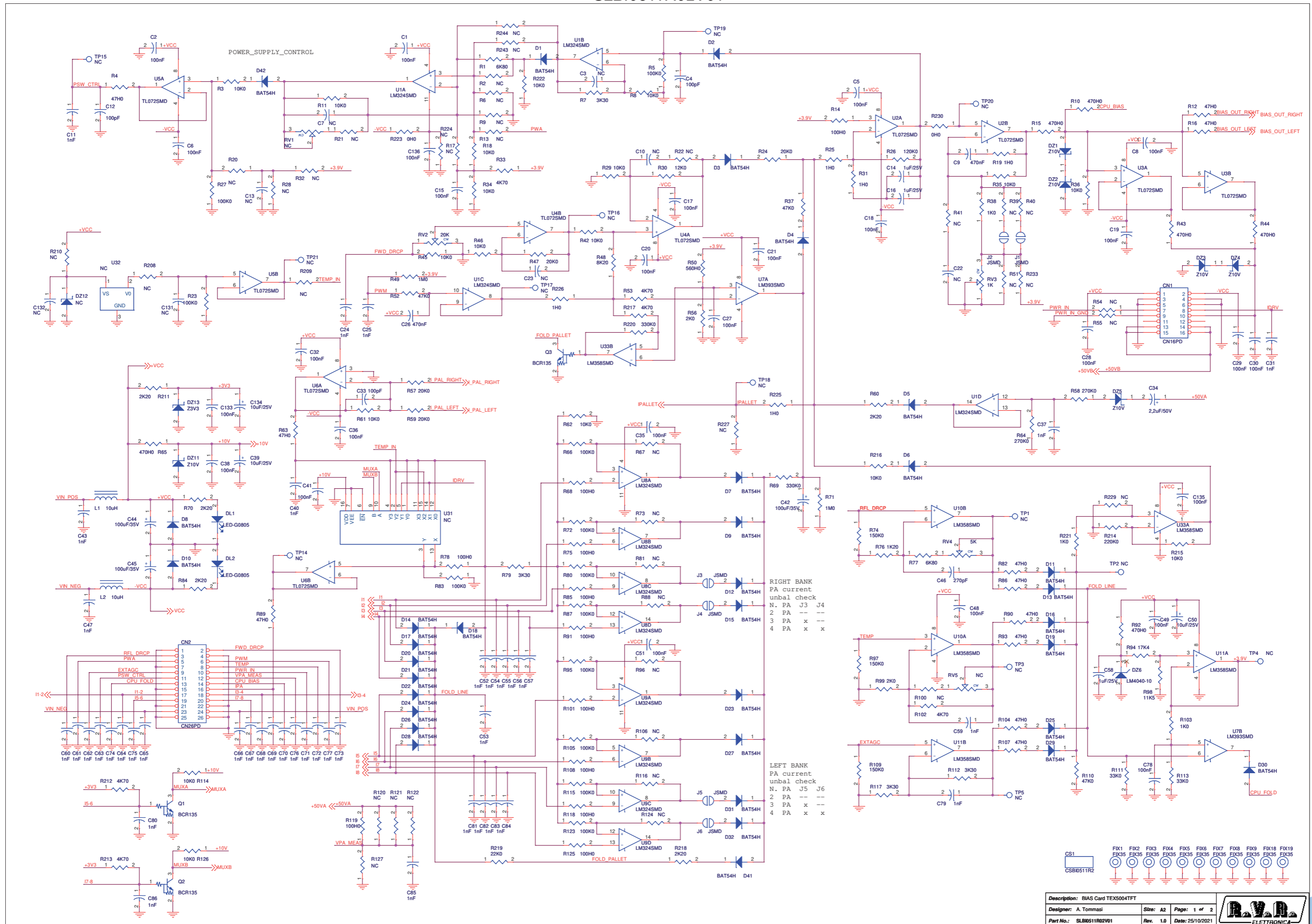
BIAS Distribution 8 PA RF
 SLIN0388R01V01
 21/01/2014
 Rev. 1.0
 46
 M. Ucelli / E. Ariatti

Item	Quantity	Reference	Part	Description
1	1	CS1	CSIN0388R1	Circuito stampato
2	2	C1,C5	470p	Cond. SMD 1212 HQ
3	4	C2,C3,C6,C7	4n7	Cond. ceramico p 5mm
4	1	C4	NC	Cond. SMD 1212 HQ
5	4	D1,D2,D3,D4	9V1	1W Zener Diode
6	4	FID1,FID2,FID3,FID4	FID	Fiducial CS
7	12	FIX1,FIX2,FIX3,FIX4,FIX5,FIX6, FIX7,FIX8,FIX9,FIX10,FIX11, FIX12	FIX35	Foro fissaggio 3.5mm
8	36	PD1,PD2,PD3,PD4,PD5,PD6, PD7,PD8,PD9,PD10,PD11, PD12,PD13,PD14,PD15,PD16, PD17,PD18,PD19,PD20,PD21, PD22,PD23,PD24,PD25,PD26, PD27,PD28,PD29,PD30,PD31, PD32,PD33,PD34,PD35,PD36	PAD	Pad a saldare
9	8	R1,R3,R5,R7,R9,R11,R13, R15	22R	Res. Strato Metallico 2W
10	8	R2,R4,R6,R8,R10,R12,R14,R16	NC	Res. 1/2W 10k



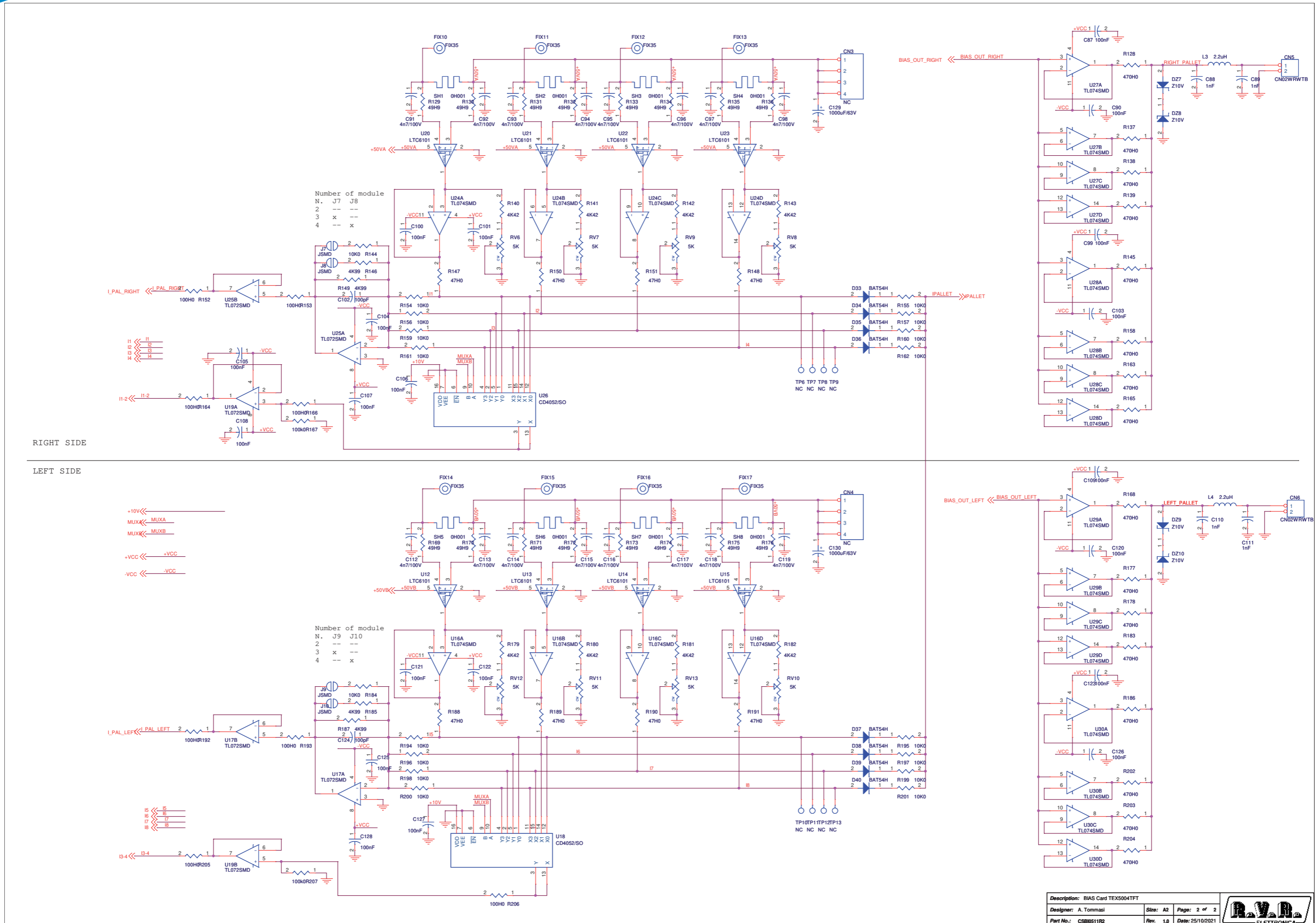
	PRODUCT NAME : TEX5004TFT	PART NAME : BIAS CARD
	DESIGNER : A. TOMMASI	DATE 25/10/21 REVIS. : 1.0 SCALE 1:1 SIZE A3 PAGE :1 DI 1
ARCHIVING : "RVTRUT" SERVER, "RILASCIATI" FOLDER PROJECT CODE : 241		DOCUMENT CODE : SLBI0511R02V01

SLBI0511R02V01



Description: BIAS Card TEX5004TFT			
Designer: A. Tommasi	Size: A2	Page: 1 of 2	
Part No.: SLBI0511R02V01	Rev. 1.0	Date: 25/10/2021	





Description: BIAS Card TEX5004TFT		
Designer: A. Tommasi	Size: A2	Page: 2 of 2
Part No.: CSBI0511R2	Rev. 1.0	Date: 25/10/2021



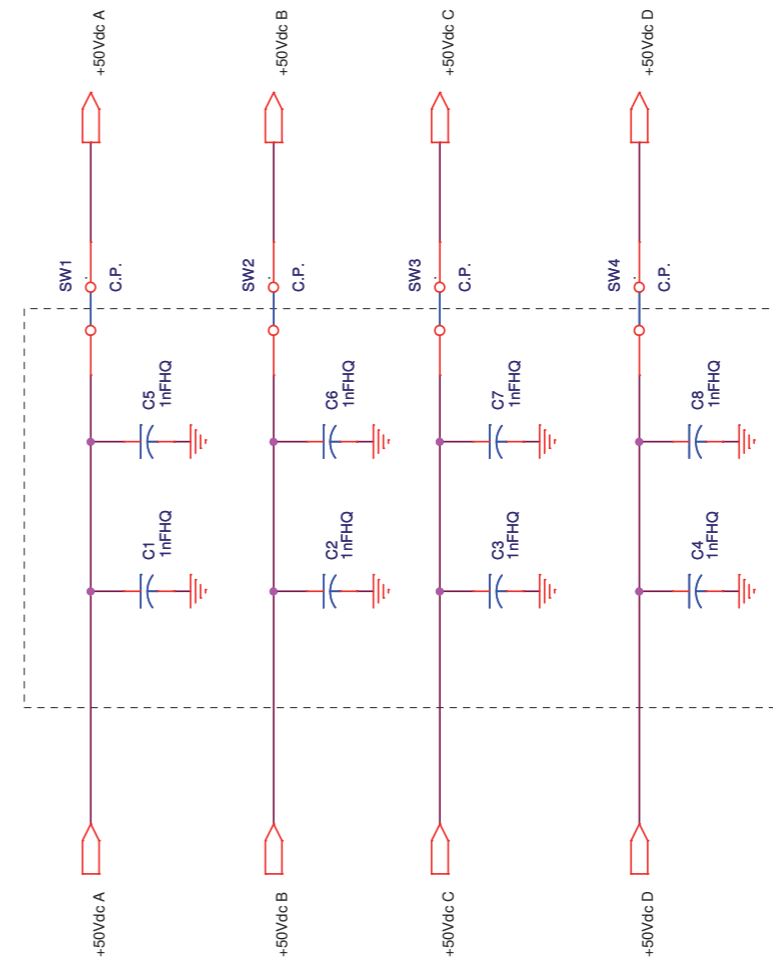
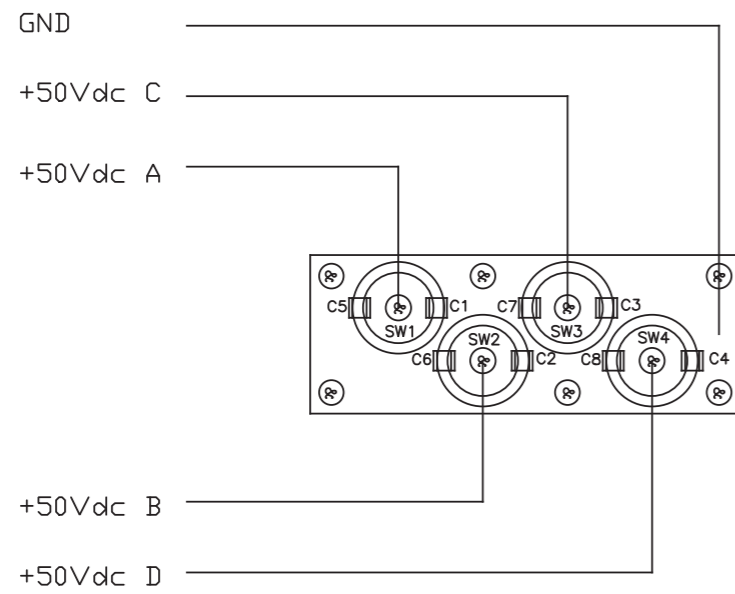
SLBI0511R02V01

BIAS Card TEX5004TFT Revised: Monday, October 25, 2021
 SLBI0511R02V01 Revision: 1.0
 A. Tommasi

Item	Quantity	Reference	Part	Description
1	1	CN1	CN16PD	16 way pcb conn. with holder
2	1	CN2	CN26PD	26 way pcb conn. with holder
3	2	CN3, CN4	NC	Phoenix conn. MSTB p. 5mm 4 pin
4	2	CN5, CN6	CN02WRWTB	2 way WR-WTB Series conn.
5	1	CS1	CSBI0511R2	Printed Circuit board
6	47	C1, C2, C5, C6, C8, C15, C17, C18, C19, C20, C21, C27, C28, C29, C30, C32, C35, C36, C38, C41, C48, C49, C51, C78, C87, C90, C99, C100, C101, C103, C104, C105, C106, C107, C108, C109, C120, C121, C122, C123, C125, C126, C127, C128, C133, C135, C136	100nF	0805 SMD capacitor
7	8	C3, C7, C10, C13, C22, C23, C131, C132	NC	0805 SMD capacitor
8	5	C4, C12, C33, C102, C124	100pF	0805 SMD capacitor
9	2	C9, C26	470nF	0805 SMD capacitor
10	45	C11, C24, C25, C31, C37, C40, C43, C47, C52, C53, C54, C55, C56, C57, C59, C60, C61, C62, C63, C64, C65, C66, C67, C68, C69, C70, C71, C72, C73, C74, C75, C76, C77, C79, C80, C81, C82, C83, C84, C85, C86, C88, C89, C110, C111	1nF	0805 SMD capacitor
11	3	C14, C16, C58	1uF/25V	0805 SMD capacitor
12	1	C34	2,2uF/50V	SMD electr. cap. 4mm
13	3	C39, C50, C134	10uF/25V	SMD tantalum cap. size C
14	3	C42, C44, C45	100uF/35V	SMD electr. cap. 6.3mm
15	1	C46	270pF	0805 SMD capacitor
16	16	C91, C92, C93, C94, C95, C96, C97, C98, C112, C113, C114, C115, C116, C117, C118, C119	4n7/100V	0805 SMD capacitor
17	2	C129, C130	1000uF/63V	Elect. cap. Dia 16 P7.5
18	2	DL1, DL2	LED-G0805	Green LED SMD 0805
19	10	D21, D22, D23, D24, D25, D27, D28, D29, DZ10, DZ11	Z10V	MINIMELF SMD Zener Diode
20	1	D26	LM4040-10	SMD SOT23 precision Zener
21	1	DZ12	NC	MINIMELF SMD Zener Diode
22	1	DZ13	Z3V3	MINIMELF SMD Zener Diode
23	42	D1, D2, D3, D4, D5, D6, D7, D8, D9, D10, D11, D12, D13, D14, D15, D16, D17, D18, D19, D20, D21, D22, D23, D24, D25, D26, D27, D28, D29, D30, D31, D32, D33, D34, D35, D36, D37, D38, D39, D40, D41, D42	BAT54H	SOD323 SMD Diode
24	19	FIX1, FIX2, FIX3, FIX4, FIX5, FIX6, FIX7, FIX8, FIX9, FIX10, FIX11, FIX12, FIX13, FIX14, FIX15, FIX16, FIX17, FIX18, FIX19	FIX35	3.5mm Fixing hole
25	10	J1, J2, J3, J4, J5, J6, J7, J8, J9, J10	J5MD	2 pad SMD jumper
26	2	L1, L2	10uH	SMD Vertical Ind. dia. 4 p 4.8
27	2	L3, L4	2.2uH	SMD inductor 4532 (1812)
28	3	Q1, Q2, Q3	BCR135	Digital NPN trans. SOT23
29	2	RV1, RV5	NC	Trimmer Rg V 3269W SMD
30	1	RV2	20K	Trimmer Rg V 3269W SMD
31	1	RV3	1K	Trimmer Rg V 3269W SMD
32	9	RV4, RV6, RV7, RV8, RV9, RV10, RV11, RV12, RV13	5K	Trimmer Rg V 3269W SMD
33	2	R1, R77	6K80	0805 1% SMD res.
34	37	R2, R6, R9, R13, R17, R20, R21, R22, R28, R32, R39, R40, R41, R51, R54, R55, R67, R73, R81, R88, R96, R100, R106, R116, R120, R121, R122, R124, R208, R209, R210, R224, R227, R229, R233, R243, R244	NC	0805 1% SMD res.
35	36	R3, R8, R11, R18, R29, R34, R35, R36, R42, R45, R46, R61, R62, R114, R126, R144, R154, R155, R156, R157, R159, R160, R161, R162, R184, R194, R195, R196, R197, R198, R199, R200, R201, R215, R216, R222	10K0	0805 1% SMD res.
36	19	R4, R12, R16, R63, R82, R86, R89, R90, R93, R104, R107, R147, R148, R150, R151, R188, R189, R190, R191	47H0	0805 1% SMD res.
37	14	R5, R23, R27, R66, R72, R80, R83, R87, R95, R105, R115, R123, R167, R207	100K0	0805 1% SMD res.
38	4	R7, R79, R112, R117	3K30	0805 1% SMD res.
39	22	R10, R15, R43, R44, R65, R92, R128, R137, R138, R139, R145, R158, R163, R165, R168, R177, R178, R183, R186, R202, R203, R204	470H0	0805 1% SMD res.
40	19	R14, R68, R75, R78, R85, R91, R101, R108, R118, R119, R125, R152, R153, R164, R166, R192, R193, R205, R206	100H0	0805 1% SMD res.
41	5	R19, R25, R31, R225, R226	1H0	0805 1% SMD res.
42	4	R24, R47, R57, R59	20K0	0805 1% SMD res.
43	1	R26	120K0	0805 1% SMD res.
44	1	R30	12K0	0805 1% SMD res.
45	6	R33, R53, R102, R212, R213, R217	4K70	0805 1% SMD res.
46	3	R37, R52, R110	47K0	0805 1% SMD res.
47	3	R38, R103, R221	1K0	0805 1% SMD res.
48	1	R48	8K20	0805 1% SMD res.
49	2	R49, R71	1M0	0805 1% SMD res.
50	1	R50	560H0	0805 1% SMD res.

Item	Quantity	Reference	Part	Description
51	2	R56, R99	2K0	0805 1% SMD res.
52	2	R58, R64	270K0	0805 1% SMD res.
53	5	R60, R70, R84, R211, R218	2K20	0805 1% SMD res.
54	2	R69, R220	330K0	0805 1% SMD res.
55	3	R74, R97, R109	150K0	0805 1% SMD res.
56	1	R76	1K20	0805 1% SMD res.
57	1	R94	17K4	0805 1% SMD res.
58	1	R98	11K5	0805 1% SMD res.
59	2	R111, R113	33K0	0805 1% SMD res.
60	1	R127	NC	2512 1% SMD res.
61	16	R129, R130, R131, R132, R133, R134, R135, R136, R169, R170, R171, R172, R173, R174, R175, R176	49H9	0805 1% SMD res.
62	8	R140, R141, R142, R143, R179, R180, R181, R182	4K42	0805 1% SMD res.
63	4	R146, R149, R185, R187	4K99	0805 1% SMD res.
64	1	R214	220K0	0805 1% SMD res.
65	1	R219	22K0	0805 1% SMD res.
66	2	R223, R230	0H0	0805 1% SMD res.
67	8	SH1, SH2, SH3, SH4, SH5, SH6, SH7, SH8	0H001	SMD shunt 2512
68	21	TP1, TP2, TP3, TP4, TP5, TP6, TP7, TP8, TP9, TP10, TP11, TP12, TP13, TP14, TP15, TP16, TP17, TP18, TP19, TP20, TP21	NC	Test point
69	3	U1, U8, U9	LM324SMD	Quad Op. SMD SO14
70	8	U2, U3, U4, U5, U6, U17, U19, U25	TL072SMD	Dual Op. SMD SO8
71	1	U7	LM393SMD	Dual Comp. SMD SO8
72	3	U10, U11, U33	LM358SMD	Dual Op. SMD SO8
73	8	U12, U13, U14, U15, U20, U21, U22, U23	LTC6101	High side current sense
74	6	U16, U24, U27, U28, U29, U30	TL074SMD	Quad Op. SMD SO14
75	2	U18, U26	CD4052/SO	Analog Switch SMD SO16
76	1	U31	NC	Analog Switch SMD SO16
77	1	U32	NC	Temperature sensor

SLFILPJ1KM



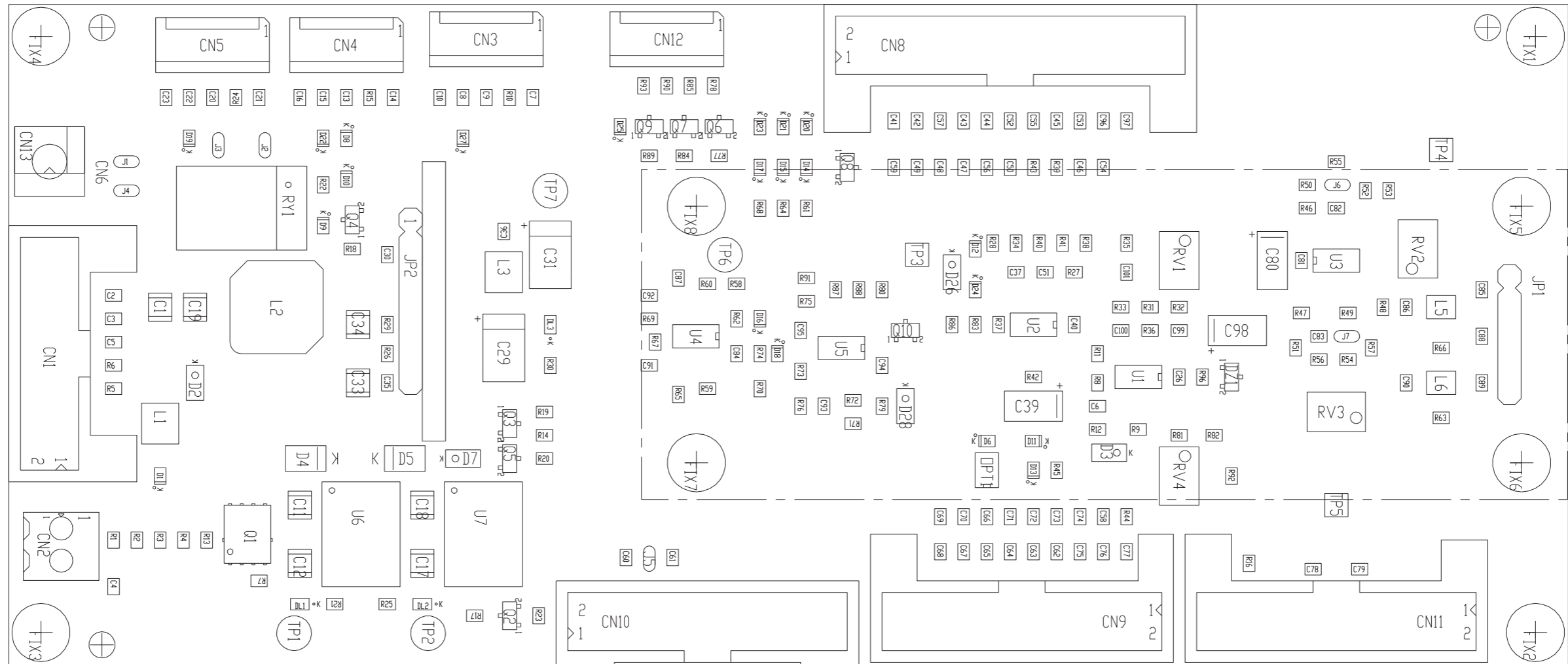
Description: Passthrough Card	
Designer: Franceschi A.	Page: 1 of 1
Part No.: SLFILPJ1KM	Rev. 2.1
	Date: 17/06/2013

	PRODUCT NAME : TEX-TFT	PART NAME : PASSTHROUGH CARD			
	DESIGNER : FRANCESCHI A.	DATE : 17/06/13	REVISION : 1.0	SCALE : 1:1	SIZE : A4
ARCHIVING : "RVRUT" SERVER, "RILASCIATI" FOLDER	PROJECT CODE : 252	DOCUMENT CODE : SLFILPJ1KM			

SLFILPJ1KM

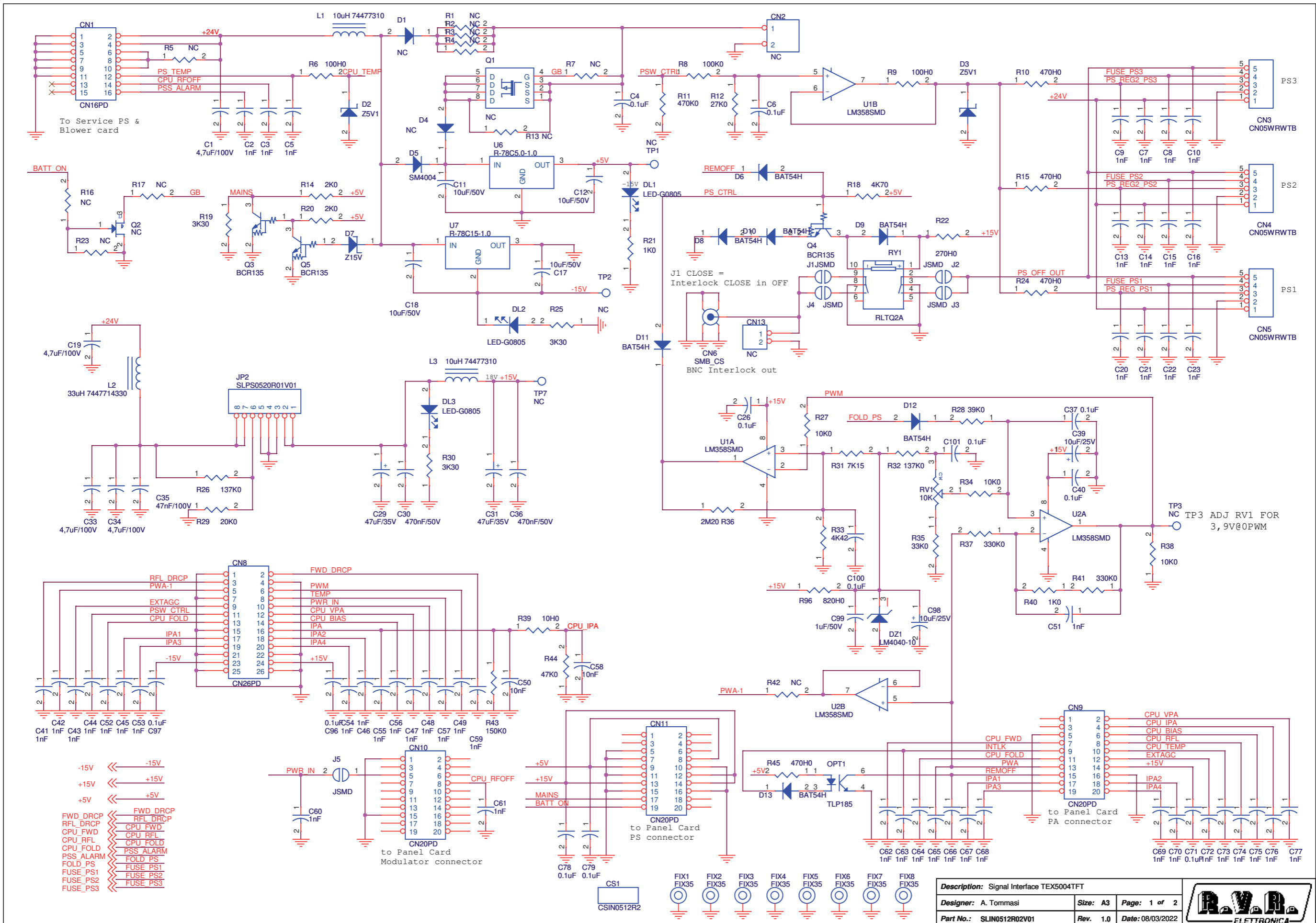
Passthrough Card Revised: 17/06/2013
SLFILPJ1KM Revision: 2.1
Franceschi A.

Item	Quantity	Reference	Part
1	8	C1, C2, C3, C4, C5, C6, C7, C8	1nFHQ
2	4	SW1, SW2, SW3, SW4	C.P.



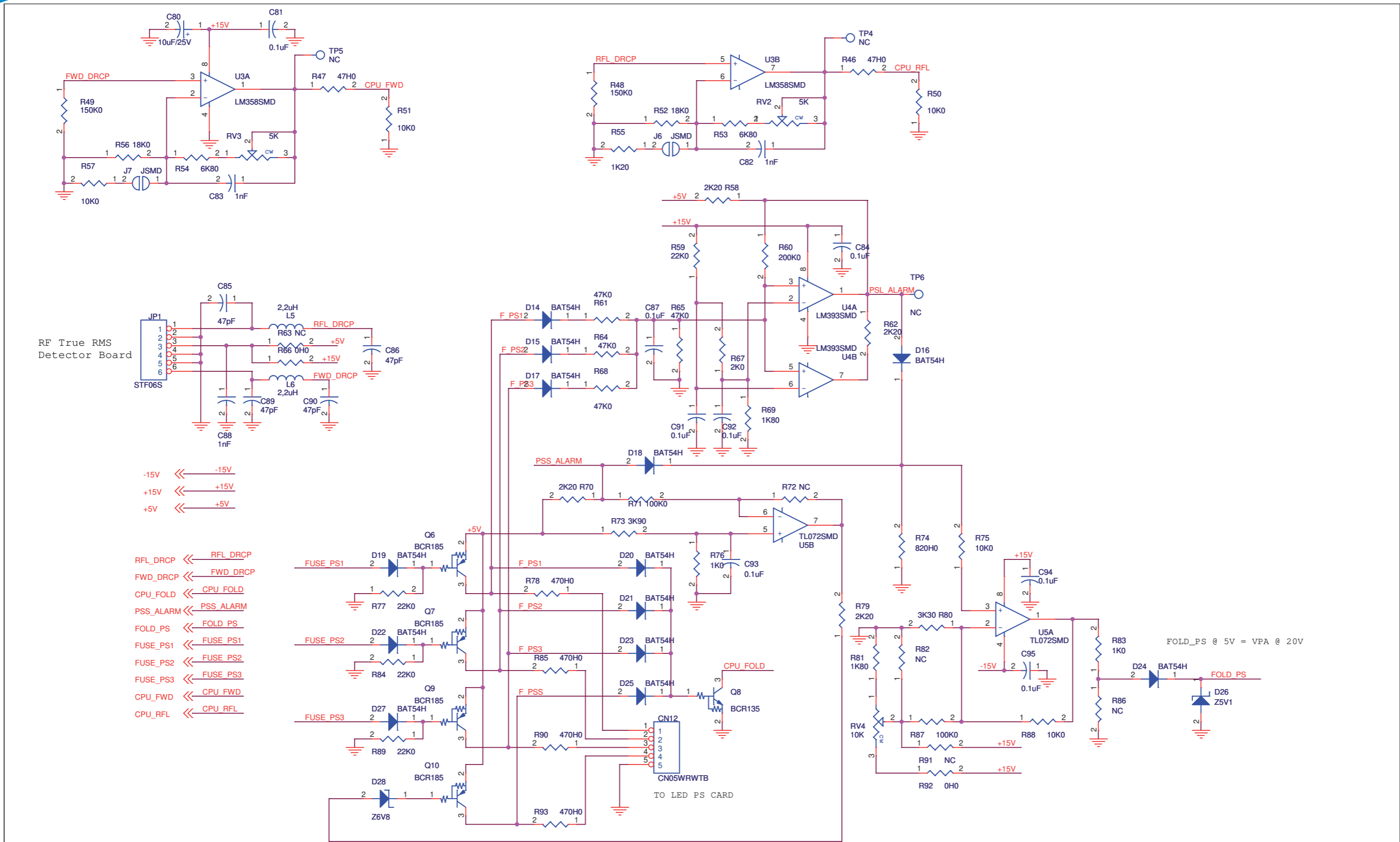
	PRODUCT NAME : TEX5004TFT	PART NAME : SIGNAL INTERFACE CARD
	DESIGNER : A. TOMMASI	DATE 17/11/21 REVIS. : 1.0 SCALE 2:1 SIZE A3 PAGE : 1 DI 1
	ARCHIVING : 'RVRT' SERVER, 'RILASCIATI' FOLDER	PROJECT CODE : 241 DOCUMENT CODE : SLIN0512R02V01

SLIN0512R02V01



Description: Signal Interface TEX5004TFT		
Designer: A. Tommasi	Size: A3	Page: 1 of 2
Part No.: SLIN0512R02V01	Rev.: 1.0	Date: 08/03/2022





Description: Signal Interface TEX5004TFT		
Designer: A. Tommasi	Size: A3	Page: 2 of 2
Part No.: SLIN0512R02V01	Rev.: 1.0	Date: 08/03/2022



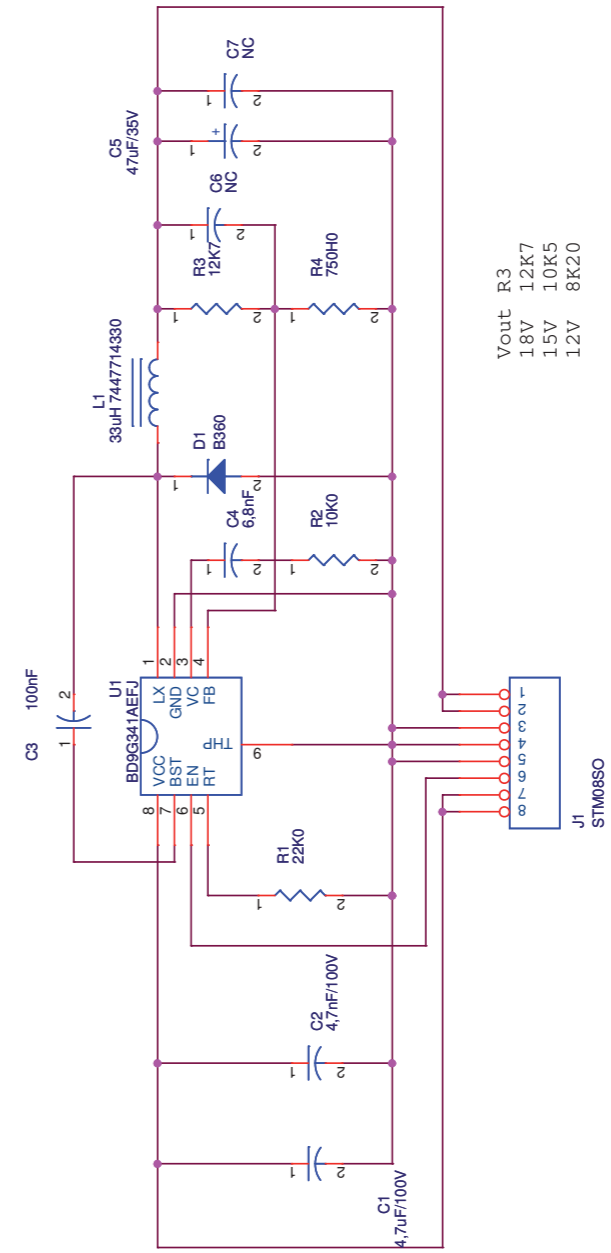
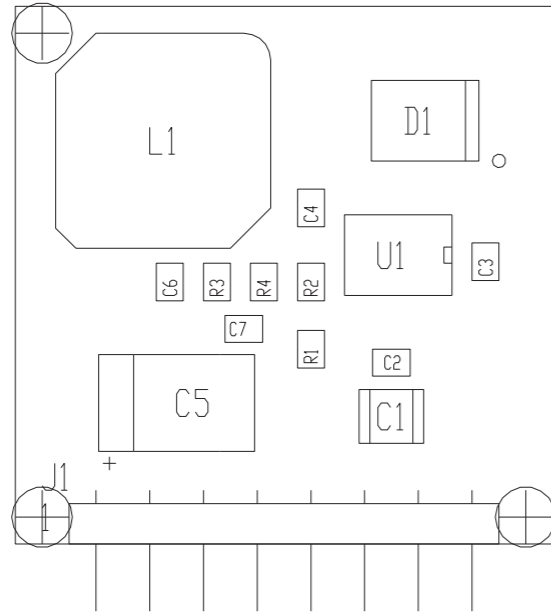
SLIN0512R02V01

Signal Interface TEX5004TFT Revised: 08/03/2022
 SLIN0512R02V01 Revision: 1.0
 A. Tommasi

Item	Quantity	Reference	Part	Description
1	1	CN1	CN16PD	16 way pcb conn. with holder
2	1	CN2	NC	Weidm conn. LM 2 way 3.5mm
3	4	CN3, CN4, CN5, CN12	CN05WRWTB	5 way WR-WTB Series conn.
4	1	CN6	SMB_CS	SMB pcb conn.
5	1	CN8	CN26PD	26 way pcb conn.
6	3	CN9, CN10, CN11	CN20PD	20 way pcb conn.
7	1	CN13	NC	2 way TE MTA-100 series conn.
8	1	CS1	CSIN0512R2	Printed Circuit board
9	4	C1, C19, C33, C34	4,7uF/100V	1210 SMD capacitor
10	52	C2, C3, C5, C7, C8, C9, C10, C13, C14, C15, C16, C20, C21, C22, C23, C41, C42, C43, C44, C45, C46, C47, C48, C49, C51, C52, C53, C54, C55, C56, C57, C59, C60, C61, C62, C63, C64, C65, C66, C67, C68, C69, C70, C72, C73, C74, C75, C76, C77, C82, C83, C88	1nF	0805 SMD capacitor
11	20	C4, C6, C26, C37, C40, C71, C78, C79, C81, C84, C87, C91, C92, C93, C94, C95, C96, C97, C100, C101	0.1uF	0805 SMD capacitor
12	4	C11, C12, C17, C18	10uF/50V	1210 SMD capacitor
13	2	C29, C31	47uF/35V	SMD tantalum cap. size D
14	2	C30, C36	470nF/50V	0805 SMD capacitor
15	1	C35	47nF/100V	0805 SMD capacitor
16	3	C39, C80, C98	10uF/25V	SMD tantalum cap. size C
17	2	C50, C58	10nF	0805 SMD capacitor
18	4	C85, C86, C89, C90	47pF	0805 SMD capacitor
19	1	C99	1uF/50V	0805 SMD capacitor
20	3	DL1, DL2, DL3	LED-G0805	Green LED SMD 0805
21	1	DZ1	LM4040-10	SMD SOT23 precision Zener
22	1	D1	NC	SOD323 SMD Diode
23	3	D2, D3, D26	Z5V1	MINIMELF SMD Zener Diode
24	1	D4	NC	SMD diode cont. SMA
25	1	D5	SM4004	SMD diode cont. SMA
26	20	D6, D8, D9, D10, D11, D12, D13, D14, D15, D16, D17, D18, D19, D20, D21, D22, D23, D24, D25, D27	8AT54H	SOD323 SMD Diode
27	1	D7	Z15V	MINIMELF SMD Zener Diode
28	1	D28	Z6V8	MINIMELF SMD Zener Diode
29	8	FIX1, FIX2, FIX3, FIX4, FIX5, FIX6, FIX7, FIX8	FIX35	3.5mm Fixing hole
30	1	JP1	STF065	Female strip 6 pin
31	1	JP2	SLPS0520R01V01	Switching PS Board
32	7	J1, J2, J3, J4, J5, J6, J7	J5MD	2 pad SMD jumper
33	2	L1, L3	10uH 74477310	SMD Vertical Ind. WE PD2 series
34	1	L2	33uH 7447714330	Wurth PD10xx series inductor
35	2	L5, L6	2,2uH	SMD inductor HQ 3225 (1210)
36	1	OPT1	TLP185	Optocoupler SMD SO6
37	1	Q1	NC	P-Channel 80-V (D-S) MOSFET
38	1	Q2	NC	Trans. FET SOT23
39	4	Q3, Q4, Q5, Q8	BCR135	Digital NPN trans. SOT23
40	4	Q6, Q7, Q9, Q10	BCR185	Digital PNP trans. SOT23
41	2	RV1, RV4	10K	Trimmer Rg V 3269W SMD
42	2	RV2, RV3	5K	Trimmer Rg V 3269W SMD
43	1	RY1	RLTQ2A	TQ2 relay
44	16	R1, R2, R3, R4, R5, R7, R13, R16, R17, R23, R42, R63, R72, R82, R86, R91	NC	0805 SMD res.
45	2	R6, R9	100H0	0805 SMD res.
46	3	R8, R71, R87	100K0	0805 SMD res.
47	8	R10, R15, R24, R45, R78, R85, R90, R93	470H0	0805 SMD res.
48	1	R11	470K0	0805 SMD res.
49	1	R12	27K0	0805 SMD res.
50	3	R14, R20, R67	2K0	0805 SMD res.
51	1	R18	4K70	0805 SMD res.
52	4	R19, R25, R30, R80	3K30	0805 SMD res.
53	4	R21, R40, R76, R83	1K0	0805 SMD res.
54	1	R22	270H0	0805 SMD res.
55	2	R26, R32	137K0	0805 SMD res.
56	8	R27, R34, R38, R50, R51, R57, R75, R88	10K0	0805 SMD res.
57	1	R28	39K0	0805 SMD res.
58	1	R29	20K0	0805 SMD res.
59	1	R31	7K15	0805 SMD res.
60	1	R33	4K42	0805 SMD res.
61	1	R35	33K0	0805 SMD res.
62	1	R36	2M20	0805 SMD res.
63	2	R37, R41	330K0	0805 SMD res.
64	1	R39	10H0	0805 SMD res.

Item	Quantity	Reference	Part	Description
65	3	R43, R48, R49	150K0	0805 SMD res.
66	5	R44, R61, R64, R65, R68	47K0	0805 SMD res.
67	2	R46, R47	47H0	0805 SMD res.
68	2	R52, R56	18K0	0805 SMD res.
69	2	R53, R54	6K80	0805 SMD res.
70	1	R55	1K20	0805 SMD res.
71	4	R58, R62, R70, R79	2K20	0805 SMD res.
72	4	R59, R77, R84, R89	22K0	0805 SMD res.
73	1	R60	200K0	0805 SMD res.
74	2	R66, R92	0H0	0805 SMD res.
75	2	R69, R81	1K80	0805 SMD res.
76	1	R73	3K90	0805 SMD res.
77	2	R74, R96	820H0	0805 SMD res.
78	7	TP1, TP2, TP3, TP4, TP5, TP6, TP7	NC	Test point
79	3	U1, U2, U3	LM358SMD	Dual Op. SMD SO8
80	1	U4	LM393SMD	Dual Comp. SMD SO8
81	1	U5	TL072SMD	Dual Op. SMD SO8
82	1	U6	R-78C5.0-1.0	Switch. voltage reg. SIP3
83	1	U7	R-78C15-1.0	Switch. voltage reg. SIP3

SLPS0520R01V01



	PRODUCT NAME : POWER SUPPLY	PART NAME : 18V SWITCHING POWER SUPPLY MODULE				
	DESIGNER : A. TOMMASI	DATE : 12/11/21	REVISION : 1.0	SCALE : 3:1	SIZE : A4	PAGE : 1 DI 1
ARCHIVING : "RVRT" SERVER, "RILASCIATI" FOLDER		PROJECT CODE : <	DOCUMENT CODE : SLPS0520R01V01			

Description: 18V Switching Power Supply Module	Page: 1 of 1
Designer: Tommasi	Size: A4
Part No.: SLPS0520R01V01	Rev. 1.0
	Date: 12/11/2021

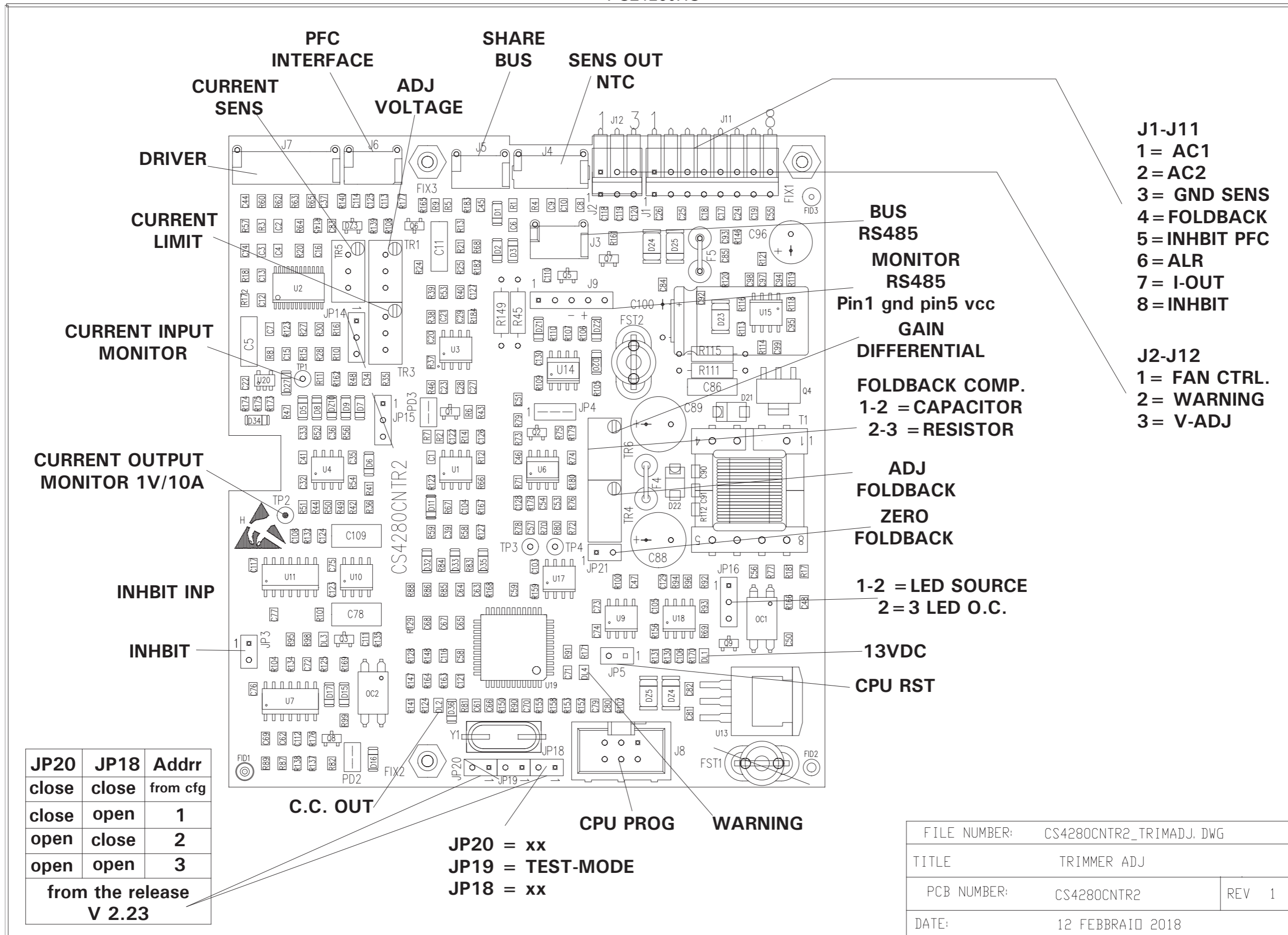
CS1
SLPS0520R1

SLPS0520R01V01

18V Switching Power Supply Module Revised: Friday, November 12, 2021
 SLPS0520R01V01 Revision: 1.0
 Tommasi

Item	Quantity	Reference	Part	Descripton
1	1	CS1	CSPS0520R1	Printed Circuit board
2	1	C1	4,7uF/100V	1210 SMD capacitor
3	1	C2	4,7nF/100V	0805 SMD capacitor
4	1	C3	100nF	0805 SMD capacitor
5	1	C4	6,8nF	0805 SMD capacitor
6	1	C5	47uF/35V	SMD tantalium cap. size D
7	2	C6, C7	NC	0805 SMD capacitor
8	1	D1	B360	SMD diode cont. SMB
9	1	J1	STM08SO	Male strip 8 pin 90°
10	1	L1	33uH 7447714330	Würth PD10xx series inductor
11	1	R1	22K0	0805 SMD res.
12	1	R2	10K0	0805 SMD res.
13	1	R3	12K7	0805 SMD res.
14	1	R4	750H0	0805 SMD res.
15	1	U1	BD9G341AEFJ	Switching regulator

PSL4280HS



J1-J11
 1 = AC1
 2 = AC2
 3 = GND SENS
 4 = FOLDBACK
 5 = INHBIT PFC
 6 = ALR
 7 = I-OUT
 8 = INHBIT

J2-J12
 1 = FAN CTRL.
 2 = WARNING
 3 = V-ADJ

BUS RS485 MONITOR RS485
 Pin1 gnd pin5 vcc
GAIN DIFFERENTIAL
FOLDBACK COMP.
 1-2 = CAPACITOR
 2-3 = RESISTOR

ADJ FOLDBACK ZERO FOLDBACK
 1-2 = LED SOURCE
 2 = 3 LED O.C.

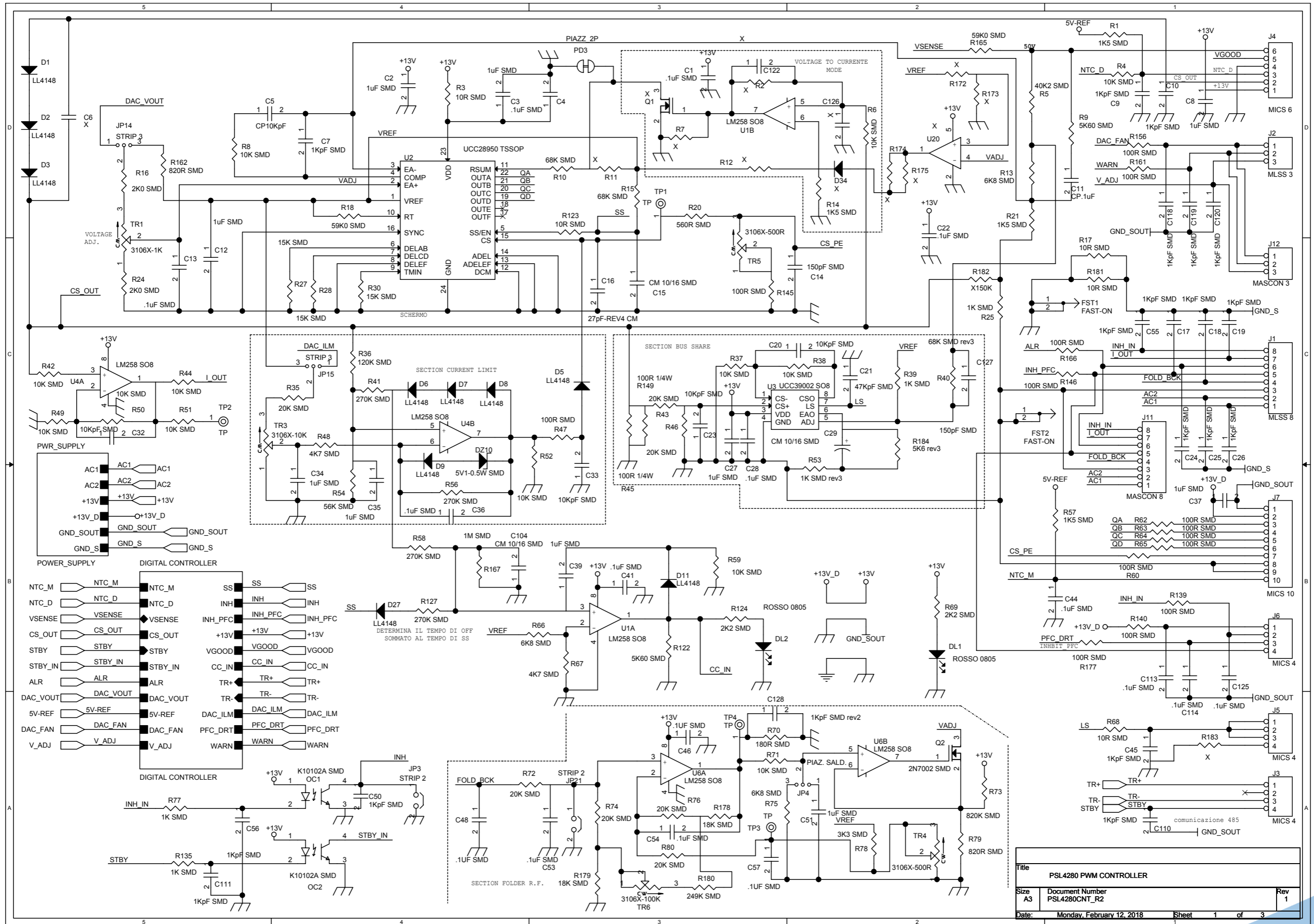
13VDC CPU RST

JP20	JP18	Addr
close	close	from cfg
close	open	1
open	close	2
open	open	3
from the release V 2.23		

JP20 = xx
JP19 = TEST-MODE
JP18 = xx

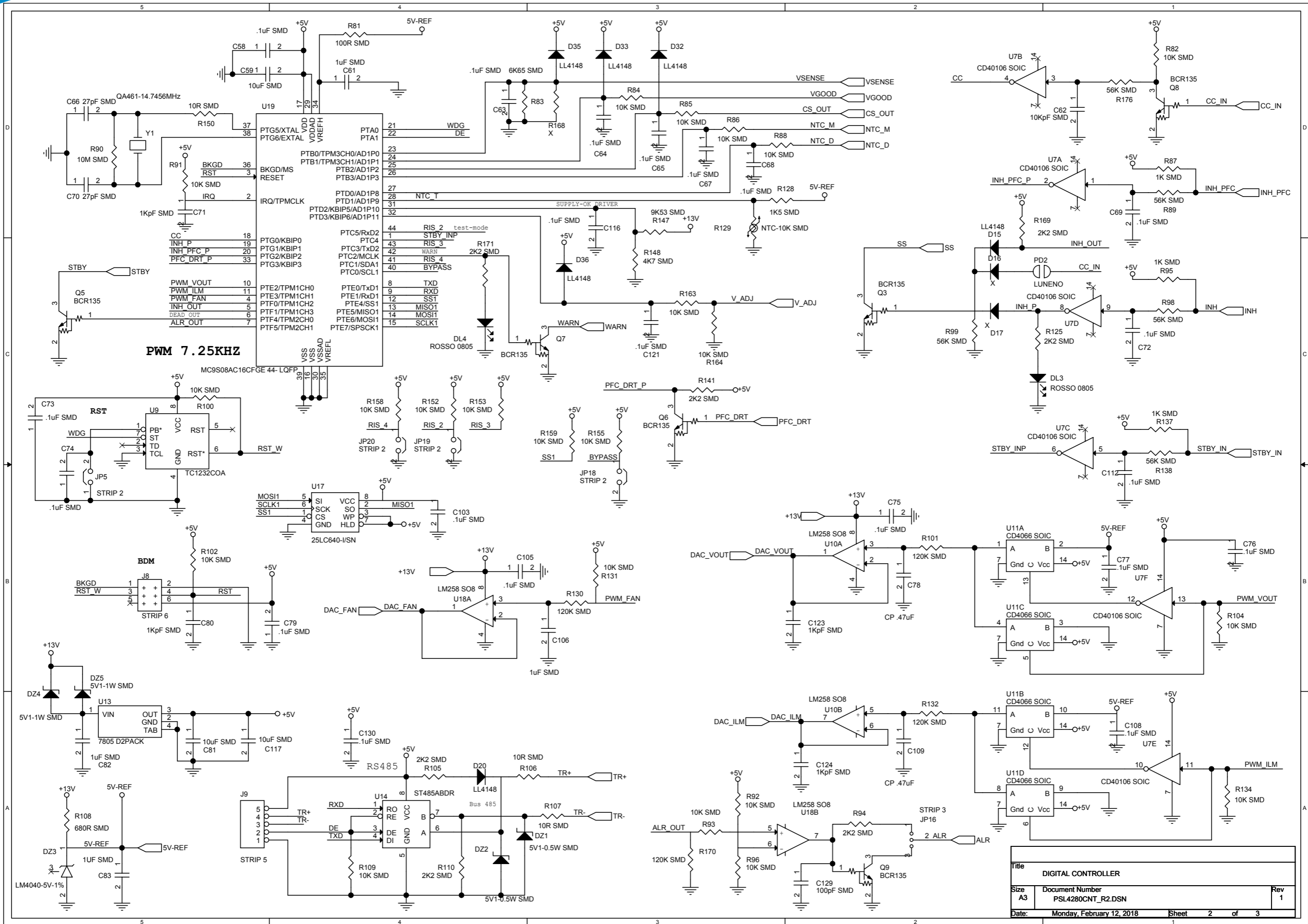
FILE NUMBER:	CS4280CNR2_TRIMADJ. DWG	
TITLE	TRIMMER ADJ	
PCB NUMBER:	CS4280CNR2	REV 1
DATE:	12 FEBBRAIO 2018	

PSL4280HS



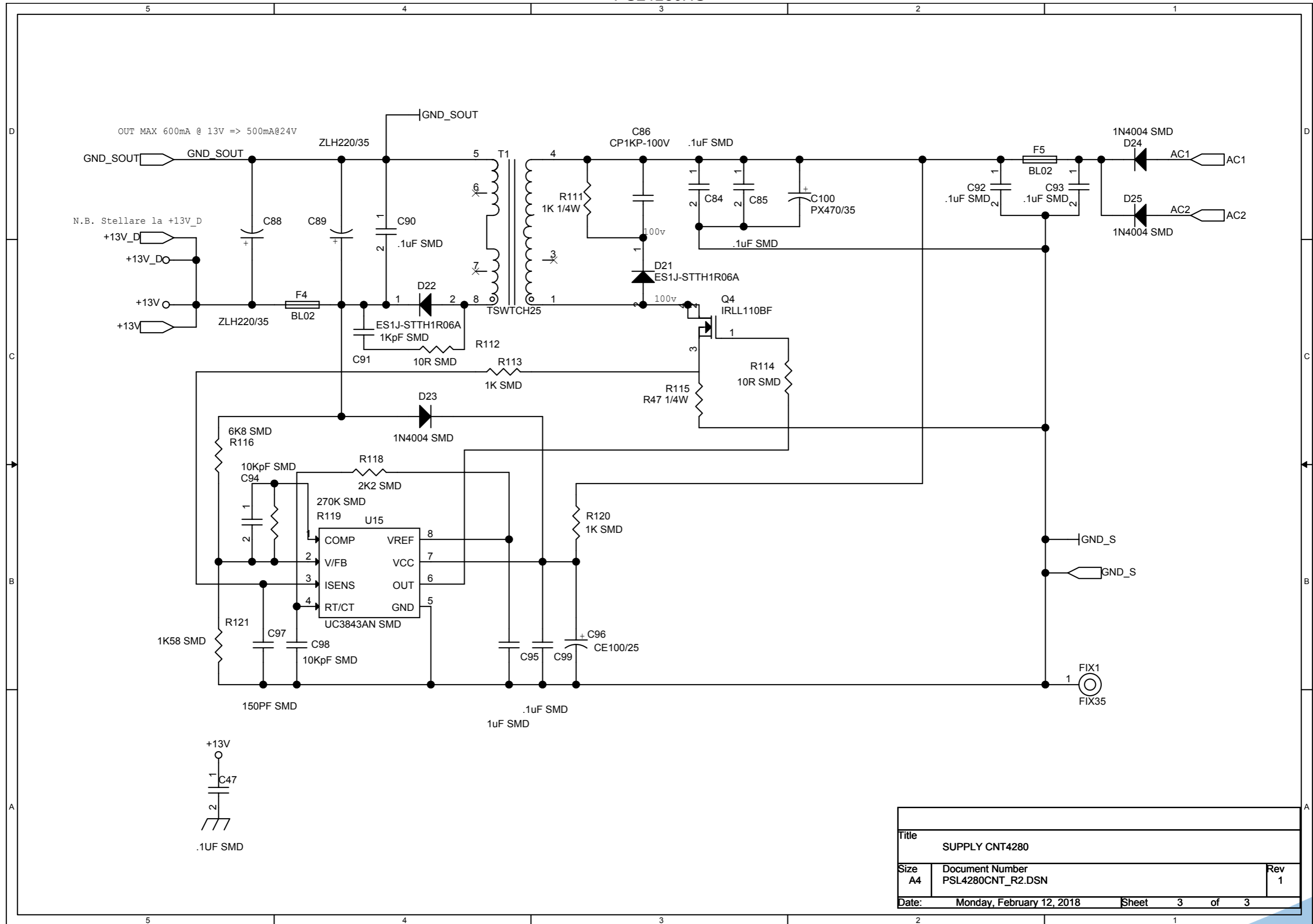
Title		
PSL4280 PWM CONTROLLER		
Size	Document Number	Rev
A3	PSL4280CNT_R2	1
Date:	Monday, February 12, 2018	Sheet 1 of 3

PSL4280HS



Title		
DIGITAL CONTROLLER		
Size	Document Number	Rev
A3	PSL4280CNT_R2.DSN	1
Date:	Monday, February 12, 2018	Sheet 2 of 3

PSL4280HS



Title		
SUPPLY CNT4280		
Size	Document Number	Rev
A4	PSL4280CNT_R2.DSN	1
Date:	Monday, February 12, 2018	Sheet 3 of 3

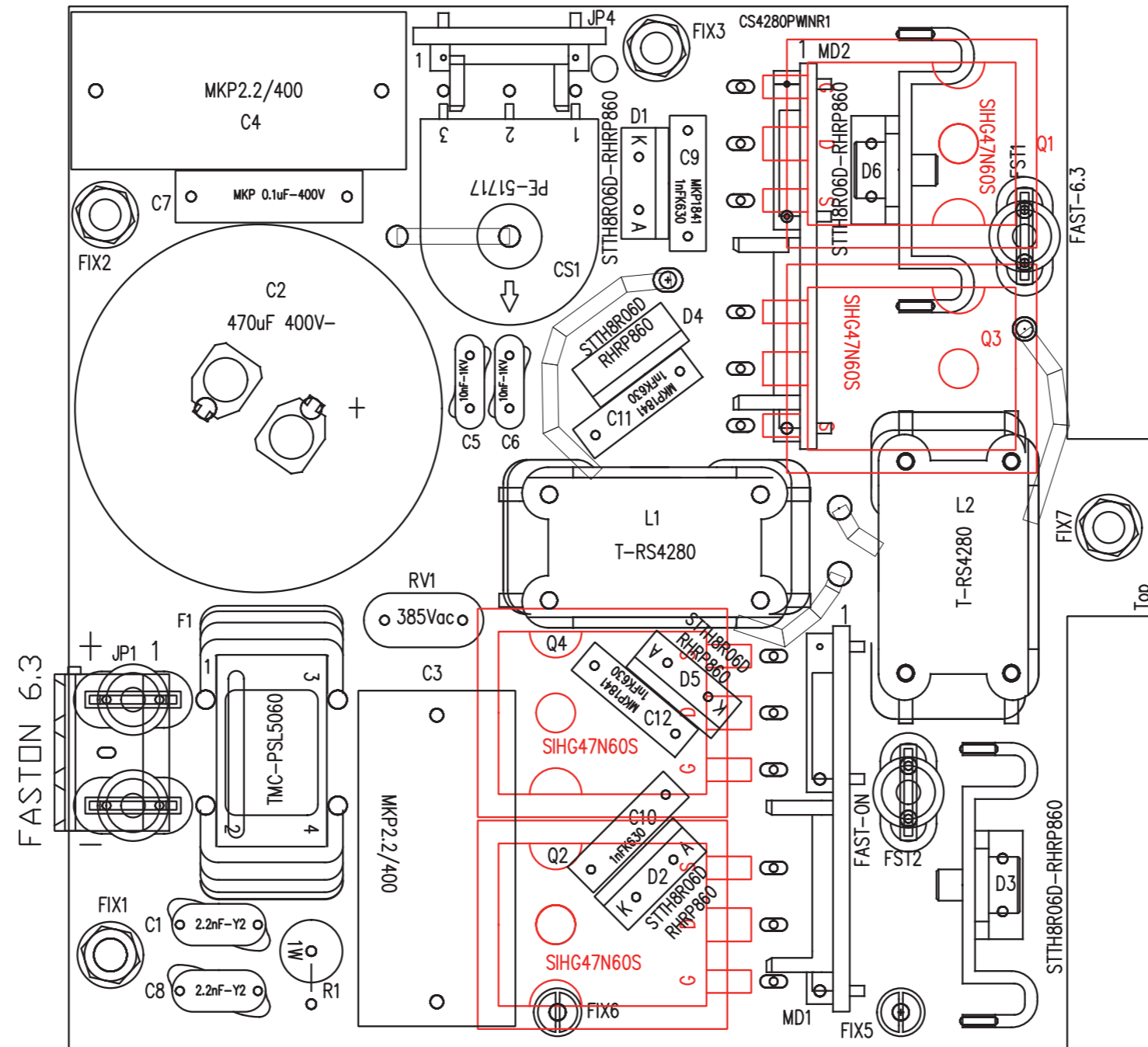
PSL4280HS

PSL4280 PWM CONTROLLER Revised: Thursday, February 22, 2018
PSL4280CNT_R2 Revision: 1

Item	Quantity	Reference	Part
1	44	C1, C4, C13, C22, C28, C36, C41, C44, C46, C47, C48, C53, C54, C57, C58, C63, C64, C65, C67, C68, C69, C72, C73, C74, C75, C76, C77, C79, C84, C85, C90, C92, C93, C99, C103, C105, C108, C112, C113, C114, C116, C121, C125, C130	.1uF SMD
2	15	C2, C3, C8, C12, C27, C34, C35, C37, C39, C51, C61, C82, C83, C95, C106	1uF SMD
3	1	C5	CP10KpF
4	18	Q1, R2, C6, R7, R11, R12, D16, D17, U20, D34, C122, C126, R168, R172, R173, R174, R175, R183	X
5	23	C7, C9, C10, C17, C18, C19, C24, C25, C26, C45, C50, C55, C56, C71, C80, C91, C110, C111, C118, C119, C120, C123, C124	1KpF SMD
6	1	C11	CP.1uF
7	3	C14, C97, C127	150pF SMD
8	3	C15, C29, C104	CM 10/16 SMD
9	1	C16	27pF-REV4 CM
10	7	C20, C23, C32, C33, C62, C94, C98	10KpF SMD
11	1	C21	47KpF SMD
12	3	C59, C81, C117	10uF SMD
13	2	C66, C70	27pF SMD
14	1	C78	CP .47uF
15	1	C86	CP1KP-100V
16	2	C88, C89	ZLH220/35
17	1	C96	CE100/25
18	1	C100	PX470/35
19	1	C109	CP .47uF
20	1	C128	1KpF SMD rev2
21	1	C129	100pF SMD
22	4	DL1, DL2, DL3, DL4	ROSSO 0805
23	3	DZ1, DZ2, DZ10	5V1-0.5W SMD
24	1	DZ3	LM4040-5V-1%
25	2	DZ4, DZ5	5V1-1W SMD
26	16	D1, D2, D3, D5, D6, D7, D8, D9, D11, D15, D20, D27, D32, D33, D35, D36	LL4148
27	2	D21, D22	ES1J-STTH1R06A
28	3	D23, D24, D25	1N4004 SMD
29	1	FIX1	FIX35
30	2	FST1, FST2	FAST-ON
31	2	F4, F5	BLO2
32	6	JP3, JP5, JP18, JP19, JP20, JP21	STRIP 2
33	1	JP4	PIAZ. SALD.
34	3	JP14, JP15, JP16	STRIP 3
35	1	J1	MLSS 8
36	1	J2	MLSS 3
37	3	J3, J5, J6	MICS 4
38	1	J4	MICS 6
39	1	J7	MICS 10
40	1	J8	STRIP 6
41	1	J9	STRIP 5
42	1	J11	MASCON 8
43	1	J12	MASCON 3
44	2	OC1, OC2	K10102A SMD
45	1	PD2	LUNENO
46	1	PD3	PIAZZ_2P
47	1	Q2	2N7002 SMD
48	6	Q3, Q5, Q6, Q7, Q8, Q9	BCR135
49	1	Q4	IRLL110BF
50	5	R1, R14, R21, R57, R128	1K5 SMD
51	10	R3, R17, R68, R106, R107, R112, R114, R123, R150, R181	10R SMD
52	35	R4, R6, R8, R37, R38, R42, R44, R49, R50, R51, R52, R59, R71, R82, R84, R85, R86, R88, R91, R92, R93, R96, R100, R102, R104, R109, R131, R134, R152, R153, R155, R158, R159, R163, R164	10K SMD
53	1	R5	40K2 SMD
54	2	R9, R122	5K60 SMD

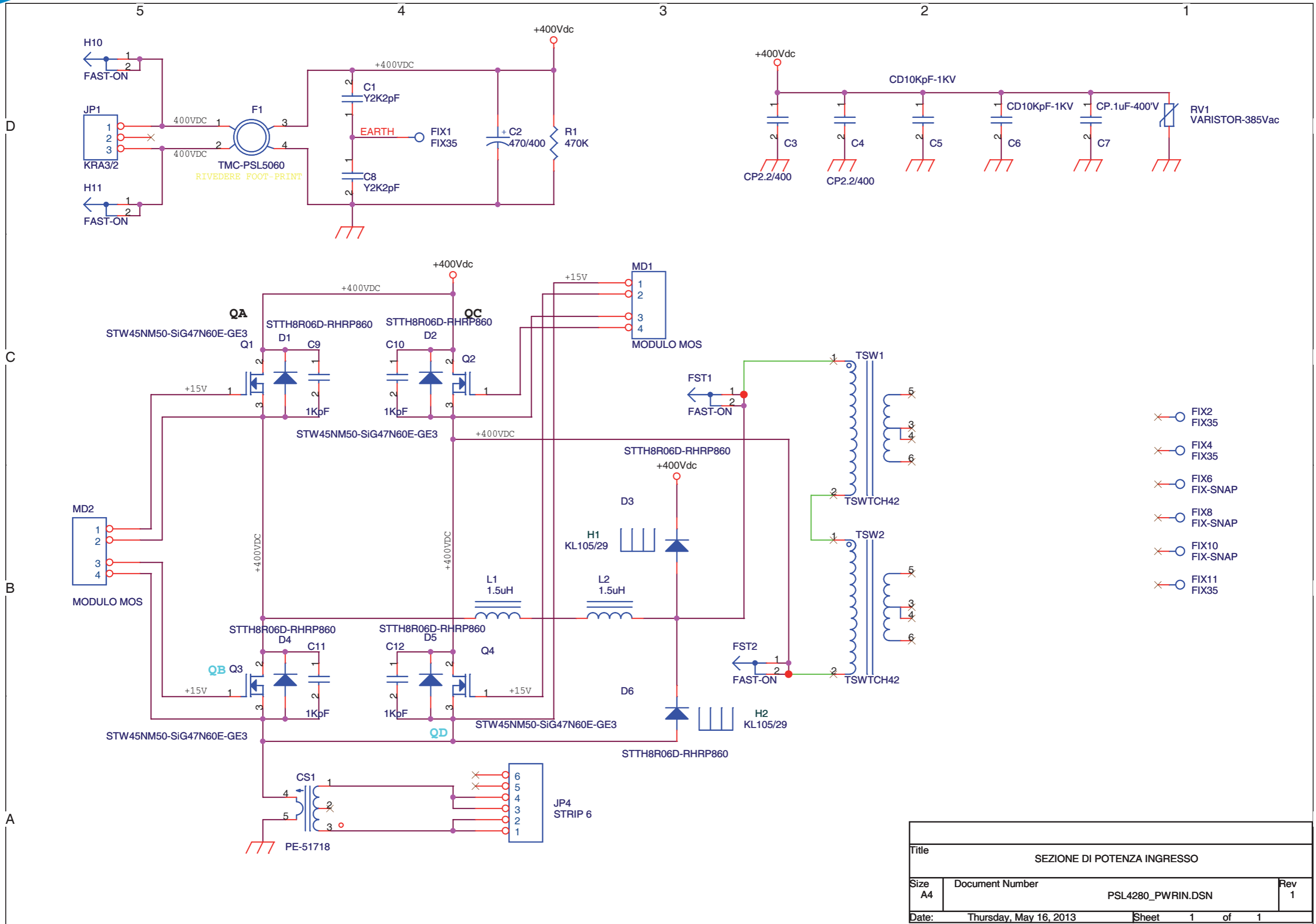
Item	Quantity	Reference	Part
55	2	R10, R15	68K SMD
56	4	R13, R66, R75, R116	6K8 SMD
57	2	R16, R24	2K0 SMD
58	2	R18, R165	59K0 SMD
59	1	R20	560R SMD
60	9	R25, R39, R77, R87, R95, R113, R120, R135, R137	1K SMD
61	3	R27, R28, R30	15K SMD
62	7	R35, R43, R46, R72, R74, R76, R80	20K SMD
63	5	R36, R101, R130, R132, R170	120K SMD
64	1	R40	68K SMD rev3
65	5	R41, R56, R58, R119, R127	270K SMD
66	2	R45, R149	100R 1/4W
67	15	R47, R60, R62, R63, R64, R65, R81, R139, R140, R145, R146, R156, R161, R166, R177	100R SMD
68	3	R48, R67, R148	4K7 SMD
69	1	R53	1K SMD rev3
70	6	R54, R89, R98, R99, R138, R176	56K SMD
71	10	R69, R94, R105, R110, R118, R124, R125, R141, R169, R171	2K2 SMD
72	1	R70	180R SMD
73	1	R73	820K SMD
74	1	R78	3K3 SMD
75	2	R79, R162	820R SMD
76	1	R83	6K65 SMD
77	1	R90	10M SMD
78	1	R108	680R SMD
79	1	R111	1K 1/4W
80	1	R115	R47 1/4W
81	1	R121	1K58 SMD
82	1	R129	NTC-10K SMD
83	1	R147	9K53 SMD
84	1	R167	1M SMD
85	2	R178, R179	18K SMD
86	1	R180	249K SMD
87	1	R182	X150K
88	1	R184	5K6 rev3
89	4	TP1, TP2, TP3, TP4	TP
90	1	TR1	3106X-1K
91	1	TR3	3106X-10K
92	2	TR4, TR5	3106X-500R
93	1	TR6	3106X-100K
94	1	T1	TSWTCH25
95	5	U1, U4, U6, U10, U18	LM258 SO8
96	1	U2	UCC28950 TSSOP
97	1	U3	UCC39002 SO8
98	1	U7	CD40106 SOIC
99	1	U9	TC1232COA
100	1	U11	CD4066 SOIC
101	1	U13	7805 D2PACK
102	1	U14	ST485ABDR
103	1	U15	UC3843AN SMD
104	1	U17	25LC640-I/SN
105	1	U19	MC9508AC16CFGE 44- LQFP
106	1	Y1	QA461-14.7456MHz

PSL4280HS



ARCHIVIO: X:\WORKDWG\	
TITLE PIANO DI MONTAGGIO PWR PSL4280	
DOCUMENT NUMBER CS4280PWRIN_R1_MNT. DWG	REV 1
DATE:	25 GIUGNO 2013

PSL4280HS



- FIX2
FIX35
- FIX4
FIX35
- FIX6
FIX-SNAP
- FIX8
FIX-SNAP
- FIX10
FIX-SNAP
- FIX11
FIX35

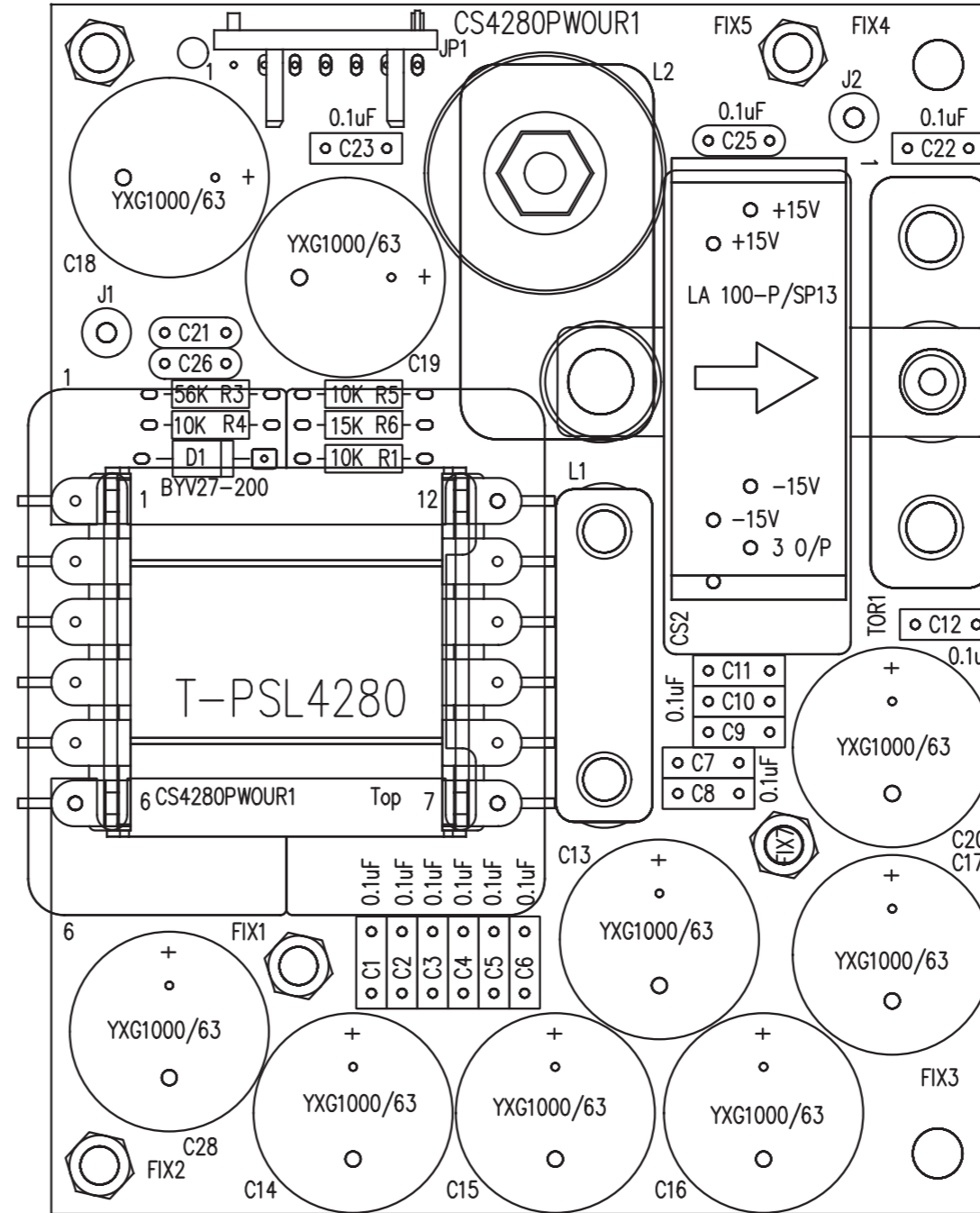
Title			SEZIONE DI POTENZA INGRESSO		
Size	Document Number	PSL4280_PWRIN.DSN		Rev	1
A4					
Date:	Thursday, May 16, 2013	Sheet	1	of	1

PSL4280HS

SEZIONE DI POTENZA INGRESSO Revised: Thursday, May 16, 2013
 PSL4280_PWRIN.DSN Revision: 1

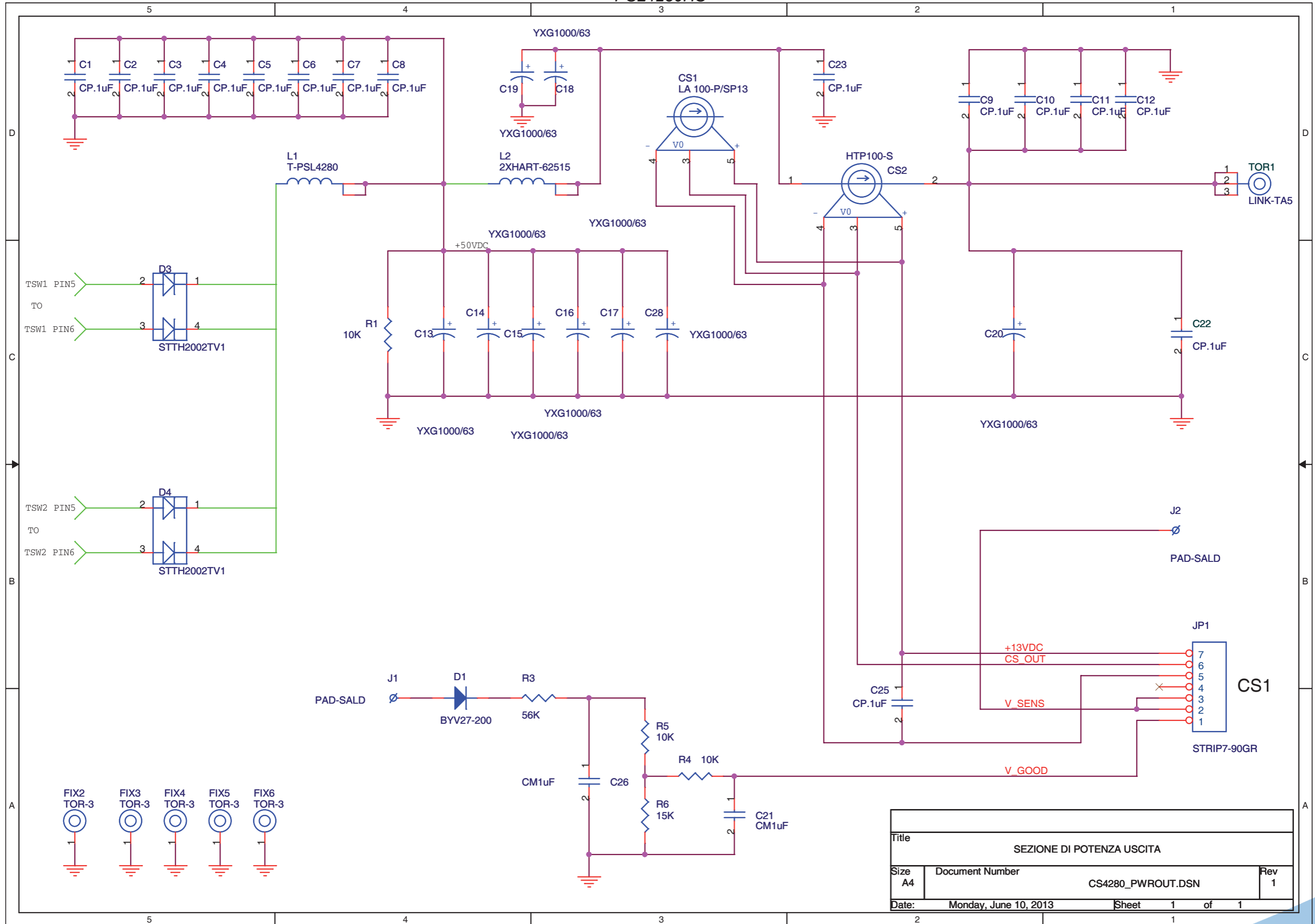
Item	Quantity	Reference	Part
1	1	CS1	PE-51718
2	2	C8,C1	Y2K2pF
3	1	C2	470/400
4	2	C4,C3	CP2.2/400
5	2	C6,C5	CD10KpF-1KV
6	1	C7	CP.1uF-400'V
7	4	C9,C10,C11,C12	1KpF
8	6	D1,D2,D3,D4,D5,D6	STTH8R06D-RHRP860
9	4	FIX1,FIX2,FIX4,FIX11	FIX35
10	3	FIX6,FIX8,FIX10	FIX-SNAP
11	4	FST1,FST2,H10,H11	FAST-ON
12	1	F1	TMC-PSL5060
13	2	H1,H2	KL105/29
14	1	JP1	KRA3/2
15	1	JP4	STRIP 6
16	2	L2,L1	1.5uH
17	2	MD1,MD2	MODULO MOS
18	4	Q1,Q2,Q3,Q4	STW45NM50-SIG47N60E-GE3
19	1	RV1	VARISTOR-385Vac
20	1	R1	470K
21	2	TSW1,TSW2	TSWTCH42

PSL4280HS



ARCHIVIO: X:\WORKDWG\	
TITLE PIANO DI MONTAGGIO POWER OUT PSL4280	
DOCUMENT NUMBER CS4280PWROUT_R1_MNT. DWG	REV 1
DATE:	10 GIUGNO 2013

PSL4280HS



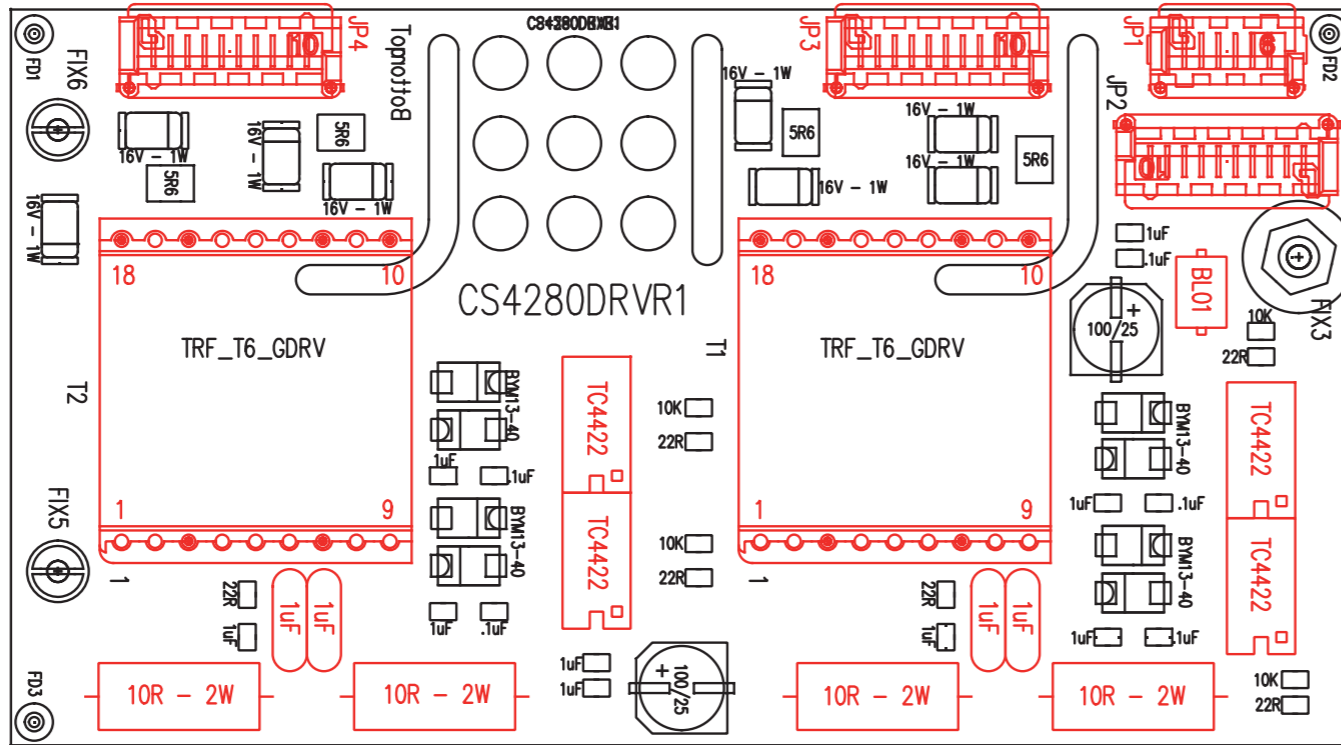
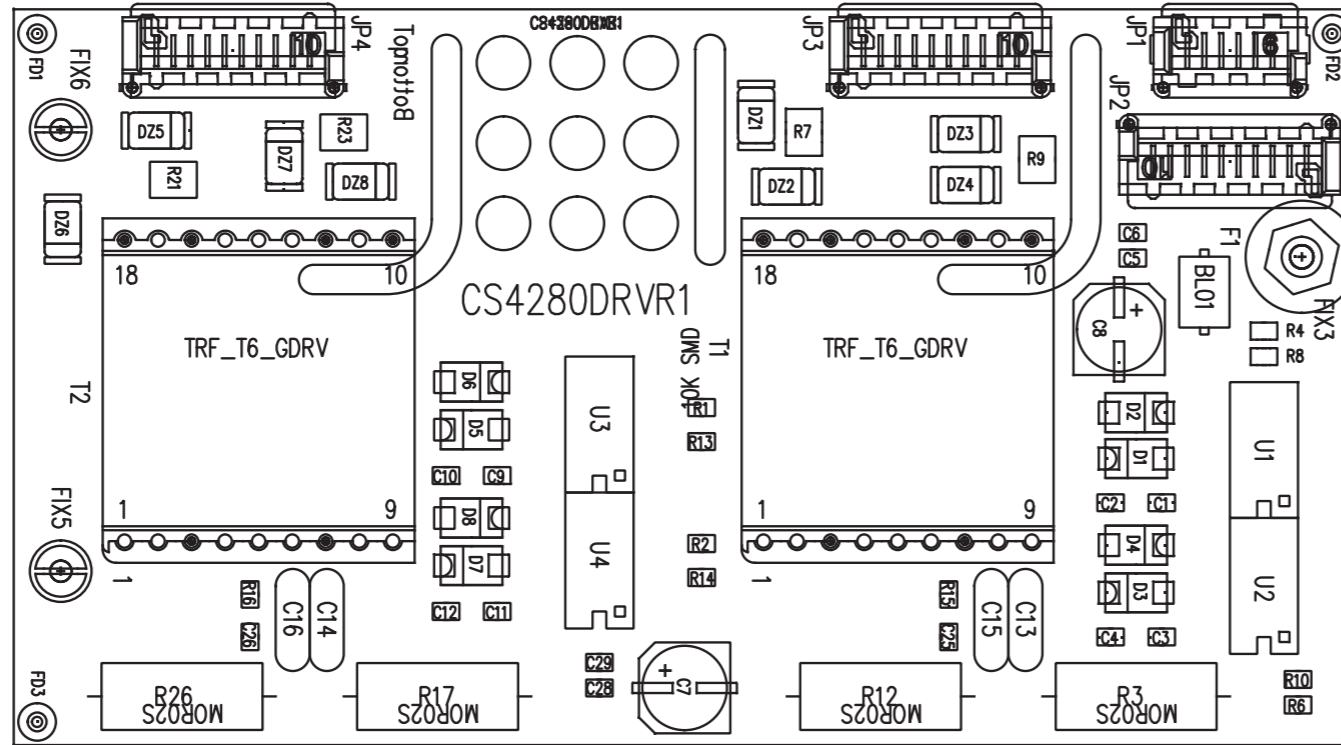
Title			SEZIONE DI POTENZA USCITA		
Size	Document Number	CS4280_PWROUT.DSN		Rev	1
A4					
Date:	Monday, June 10, 2013	Sheet	1	of	1

PSL4280HS

CONNECT TA NTC OUT Revised: Monday, June 10, 2013
 CS4280CSOUR0.DSN Revision: 1

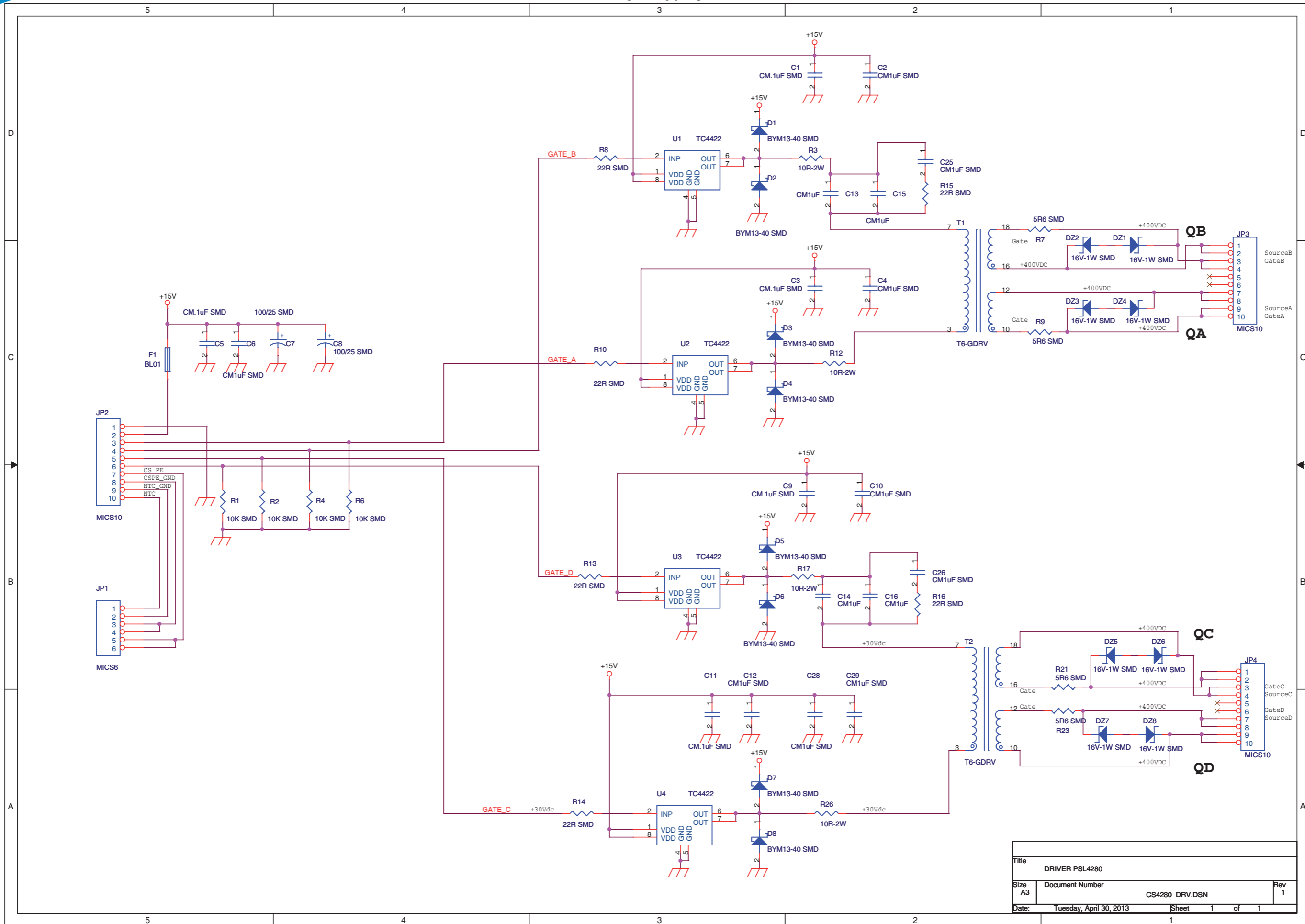
Item	Quantity	Reference	Part
1	2	C1,C2	CM.1uF
2	1	JP1	MICS6
3	1	JP2	STRIP7-90GR
4	1	J1	JUMP 2P
5	1	R1	10R-1/4W

PSL4280HS



ARCHIVIO: X:\WORKDWG\	
TITLE PIANO DI MONTAGGIO DRIVER	
DOCUMENT NUMBER CS4280DRV_R1_MNT. DWG	REV 1
DATE: 23 GIUGNO 2013	

PSL4280HS



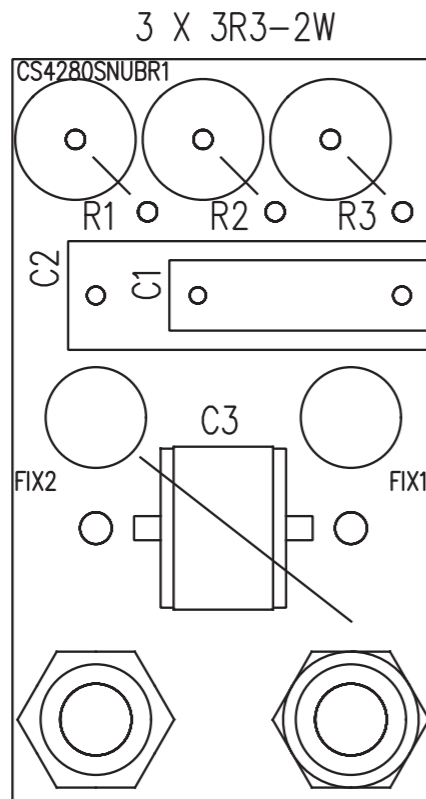
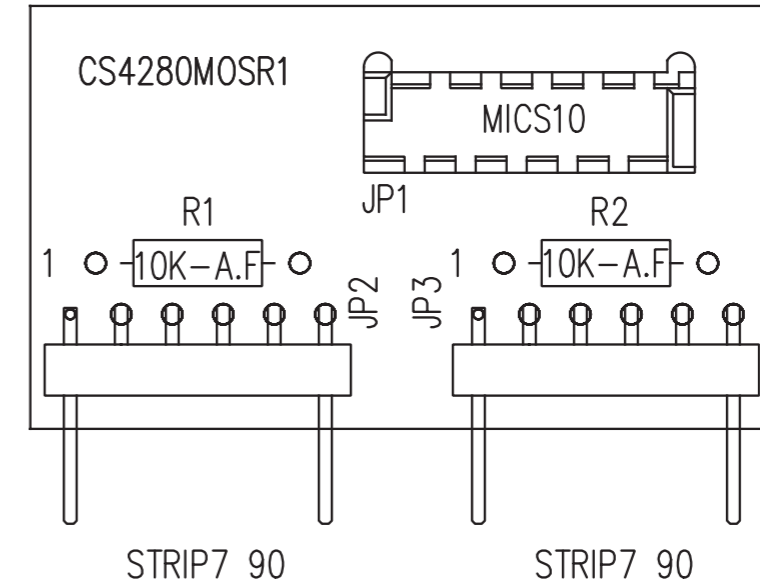
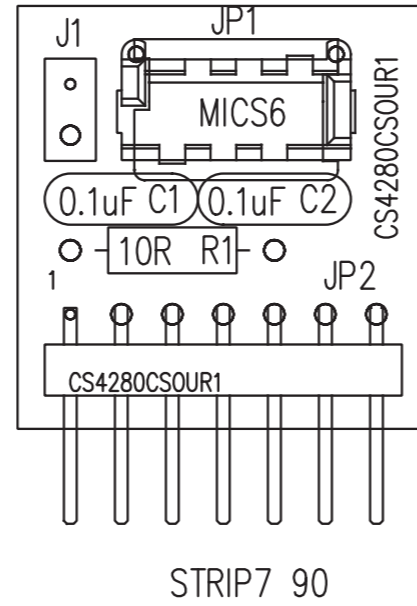
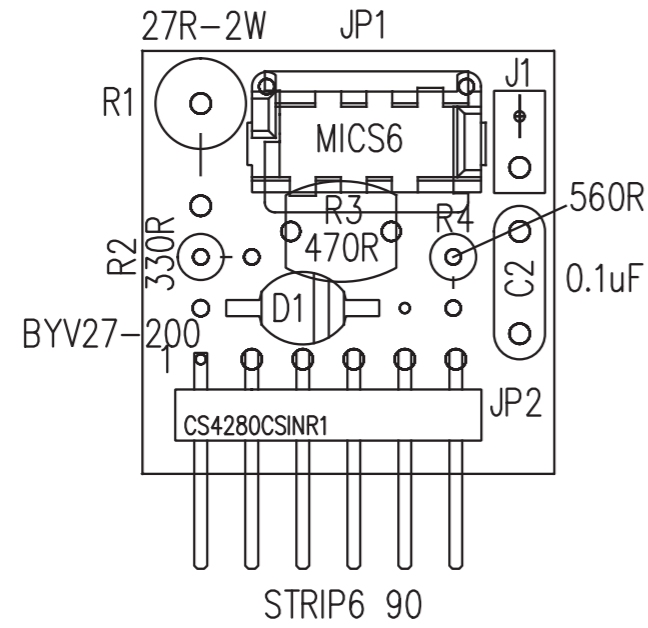
Title		
DRIVER PSL4280		
Size	Document Number	Rev
A3	CS4280_DRV.DSN	1
Date:	Tuesday, April 30, 2013	Sheet 1 of 1

PSL4280HS

DRIVER PSL4280 Revised: Tuesday, April 30, 2013
 CS4280_DRV.DSN Revision: 1

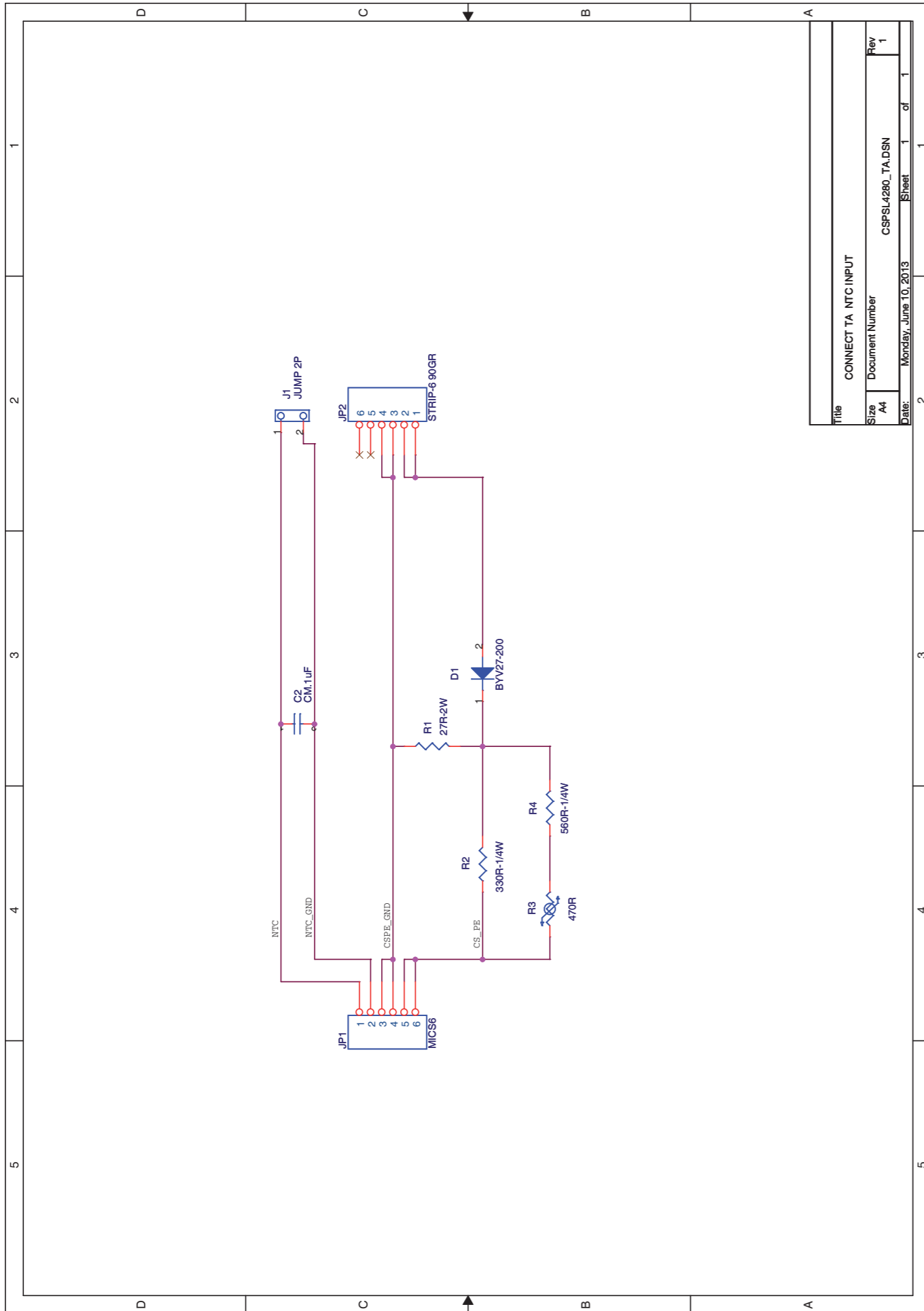
Item	Quantity	Reference	Part
1	5	C1,C3,C5,C9,C11	CM.1uF SMD
2	9	C2,C4,C6,C10,C12,C25,C26,C28,C29	CM1uF SMD
3	2	C8,C7	100/25 SMD
4	4	C13,C14,C15,C16	CM1uF
5	8	DZ1,DZ2,DZ3,DZ4,DZ5,DZ6,DZ7,DZ8	16V-1W SMD
6	8	D1,D2,D3,D4,D5,D6,D7,D8	BYM13-40 SMD
7	1	F1	BL01
8	1	JP1	MICS6
9	3	JP2,JP3,JP4	MICS10
10	4	R1,R2,R4,R6	10K SMD
11	4	R3,R12,R17,R26	10R-2W
12	4	R7,R9,R21,R23	5R6 SMD
13	6	R8,R10,R13,R14,R15,R16	22R SMD
14	2	T1,T2	T6-GDRV
15	4	U1,U2,U3,U4	TC4422

PSL4280HS



ARCHIVIO: X:\WORKDWG\	
TITLE PIANO DI MONTAGGIO CSIN CSOUT MOSFET SNUBBER PSL4280	
DOCUMENT NUMBER CS4280CSIN_OUT_MOS_R1_SNUB_MNT. DWG	REV 1
DATE:	10 GIUGNO 2013

PSL4280HS

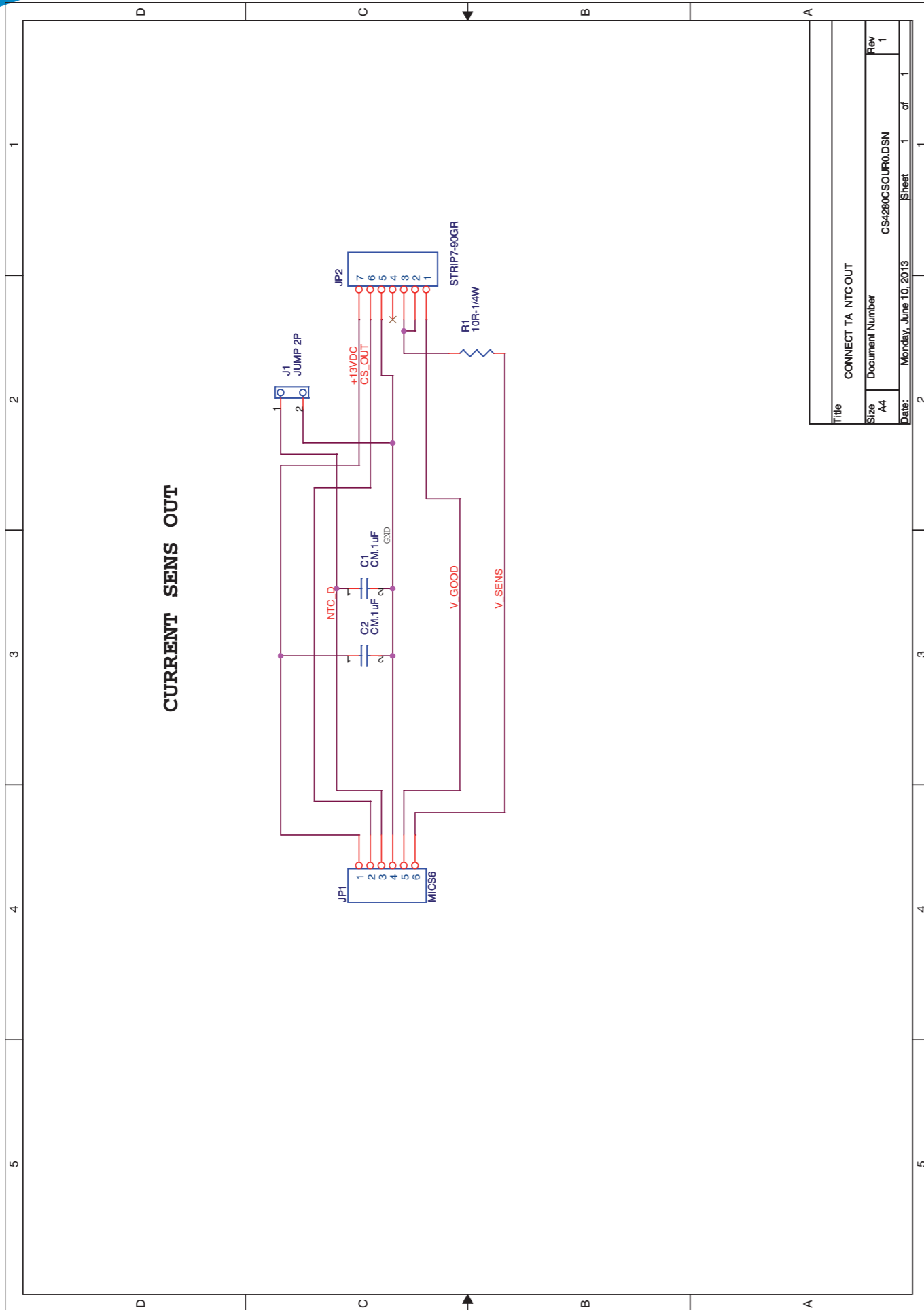


Title	CONNECT TA NTC INPUT
Size	A4
Document Number	CSPSL4280_TA.DSN
Rev	1
Date	Monday, June 10, 2013
Sheet	1 of 1

SEZIONE DI POTENZA INGRESSO Revised: Thursday, May 16, 2013
PSL4280_PWRIN.DSN Revision: 1

Item	Quantity	Reference	Part
1	1	CS1	PE-51718
2	2	C8,C1	Y2K2pF
3	1	C2	470/400
4	2	C4,C3	CP2.2/400
5	2	C6,C5	CD10KpF-1KV
6	1	C7	CP.1uF-400V
7	4	C9,C10,C11,C12	1KpF
8	6	D1,D2,D3,D4,D5,D6	STTH8R06D-RHRP860
9	4	FIX1,FIX2,FIX4,FIX11	FIX35
10	3	FIX6,FIX8,FIX10	FIX-SNAP
11	4	FST1,FST2,H10,H11	FAST-ON
12	1	F1	TMC-PSL5060
13	2	H1,H2	KL105/29
14	1	JP1	KRA3/2
15	1	JP4	STRIP 6
16	2	L2,L1	1.5uH
17	2	MD1,MD2	MODULO MOS
18	4	Q1,Q2,Q3,Q4	STW45NM50-SIG47N60E-GE3
19	1	RV1	VARISTOR-385Vac
20	1	R1	470K
21	2	TSW1,TSW2	TSWTCH42

PSL4280HS



Title	CONNECT TA NTC OUT
Document Number	CS4280CSOUR0.DSN
Size	A4
Date:	Monday, June 10, 2013
Rev	1
Sheet	1 of 1

CONNECT TA NTC OUT Revised: Monday, June 10, 2013
 CS4280CSOUR0.DSN Revision: 1

Item	Quantity	Reference	Part
1	2	C1,C2	CM.1uF
2	1	JP1	MICS6
3	1	JP2	STRIP7-90GR
4	1	J1	JUMP 2P
5	1	R1	10R-1/4W

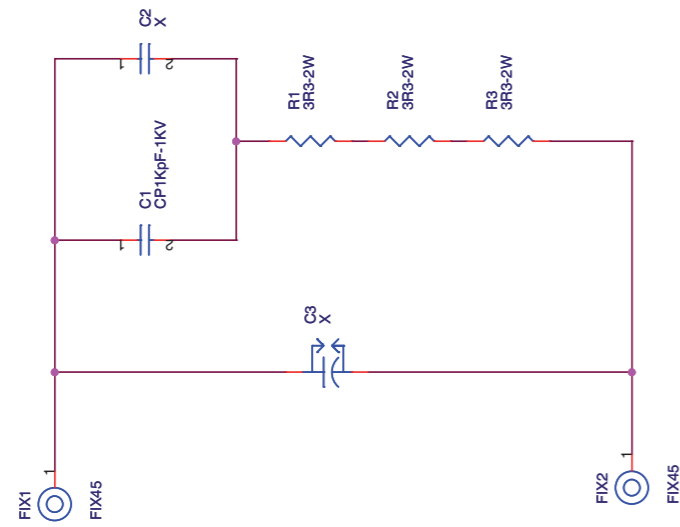
PSL4280HS

Title	SNUBBER DIODE OUT
Document Number	CS4280SNUBR0.DSN
Rev	1
Size	A4
Date	Monday, June 10, 2013
Sheet	1 of 1

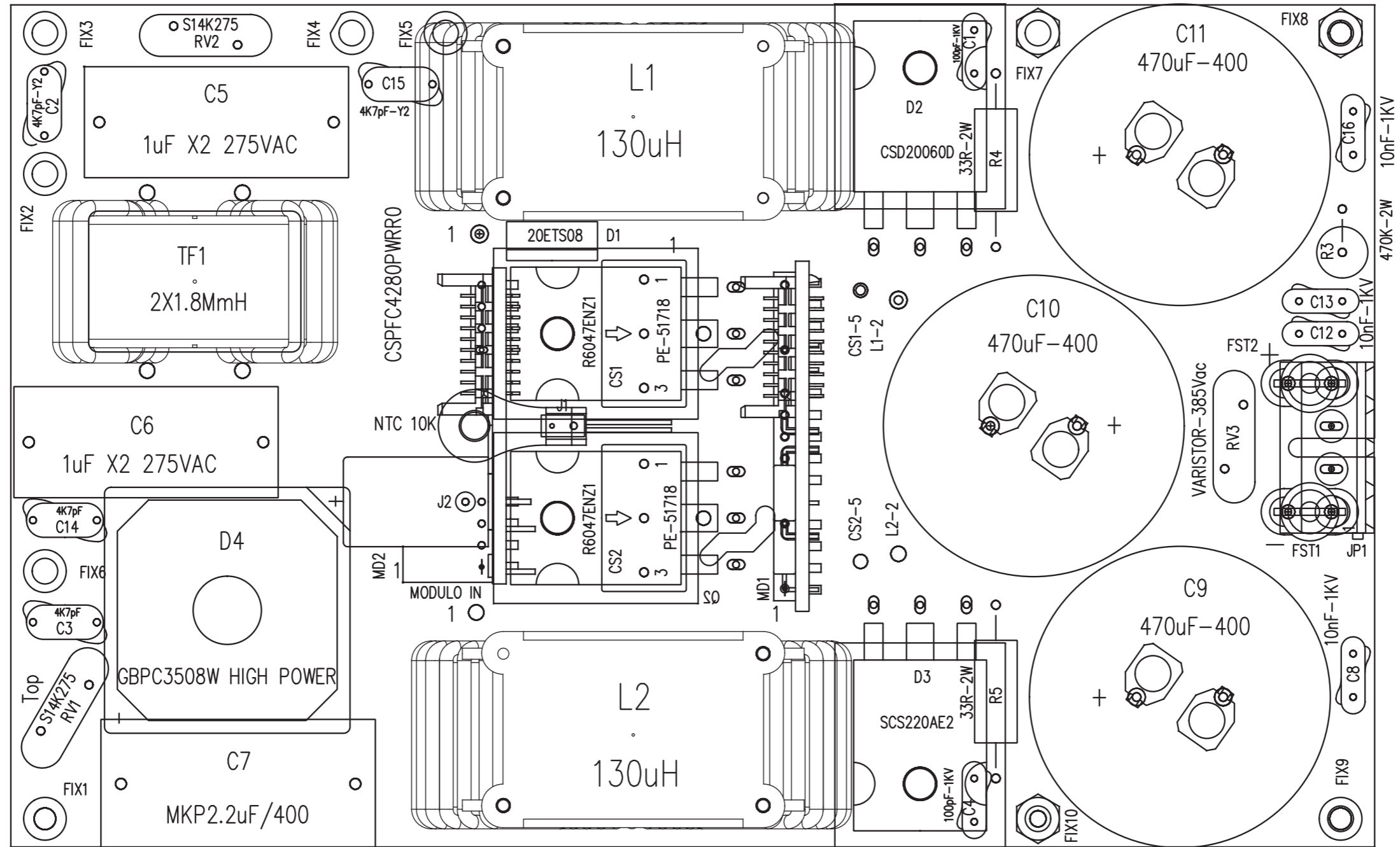
SNUBBER DIODE OUT Revised: Monday, June 10, 2013
CS4280SNUBR0.DSN Revision: 1

Item	Quantity	Reference	Part
1	1	C1	CP1KpF-1KV
2	2	C2,C3	X
3	2	FIX1FIX2	FIX45
4	3	R1,R2,R3	3R3-2W

SNUBBER DIODE SOT227

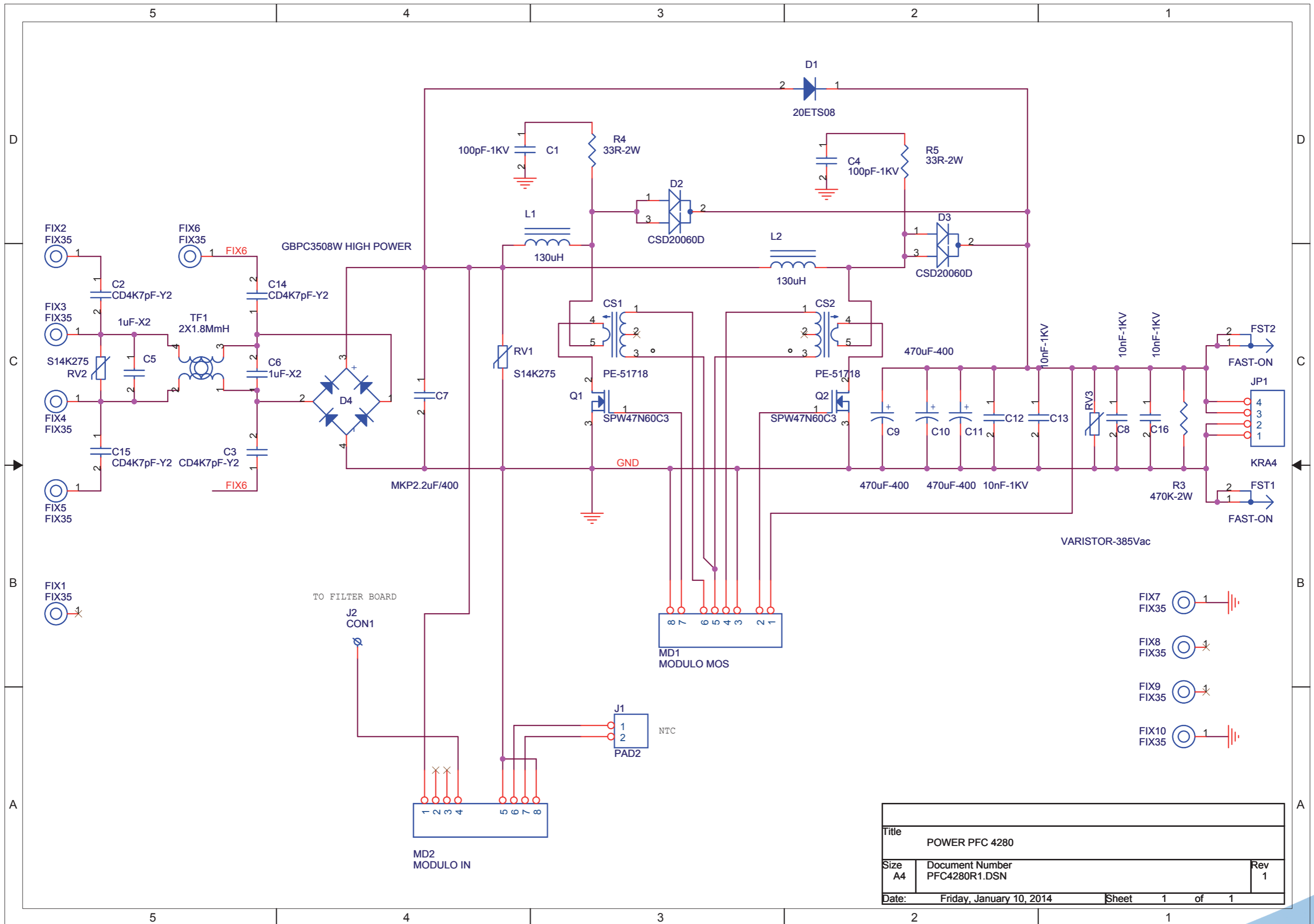


PFPCPSL4280



ARCHIVIO: X:\WORKDWG\	
TITLE PIANO DI MONTAGGIO PWR PFC4280 R1	
DOCUMENT NUMBER PFC4280PWR_R1_MNT. DWG	REV 1
DATE:	4 MARZO 2014

PFCPSL4280

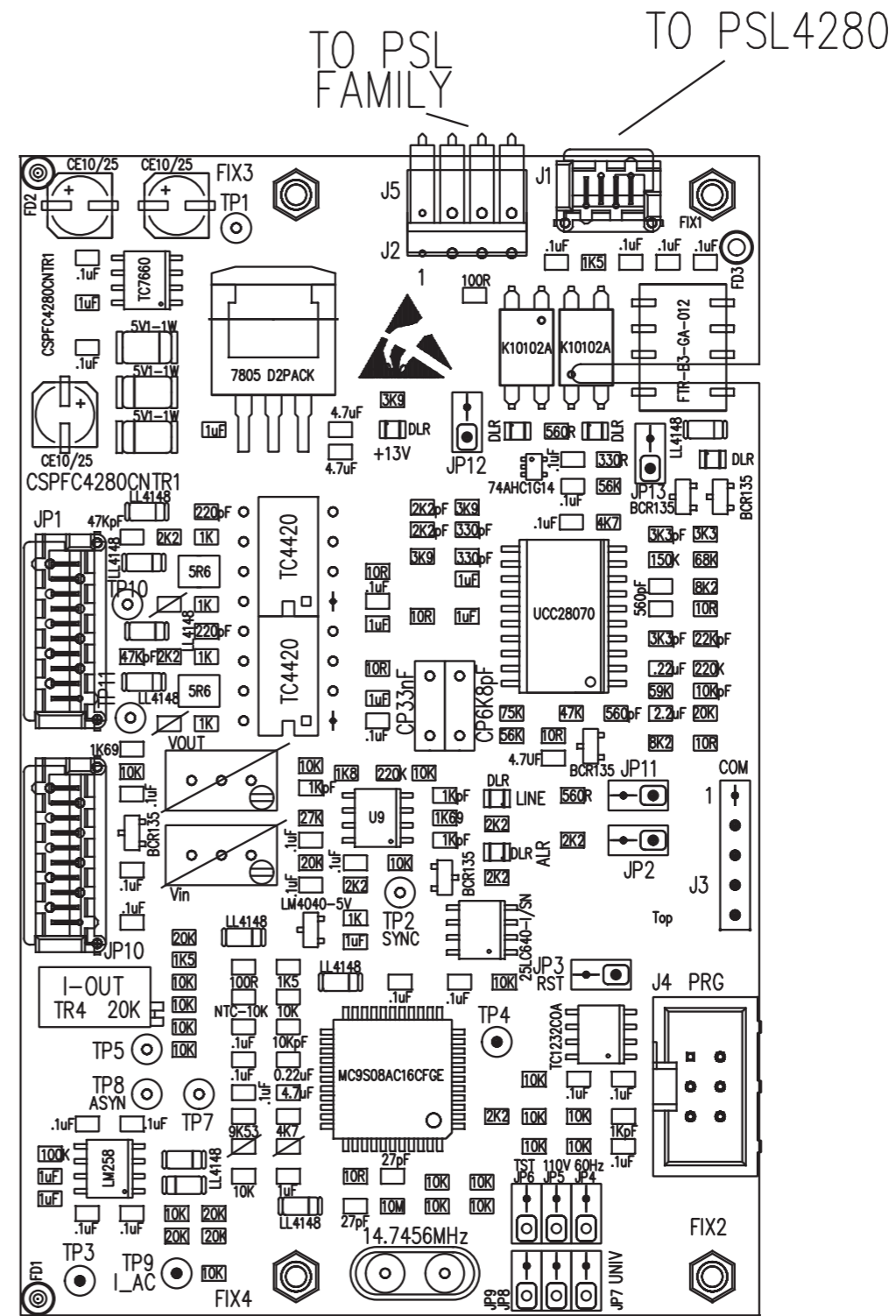
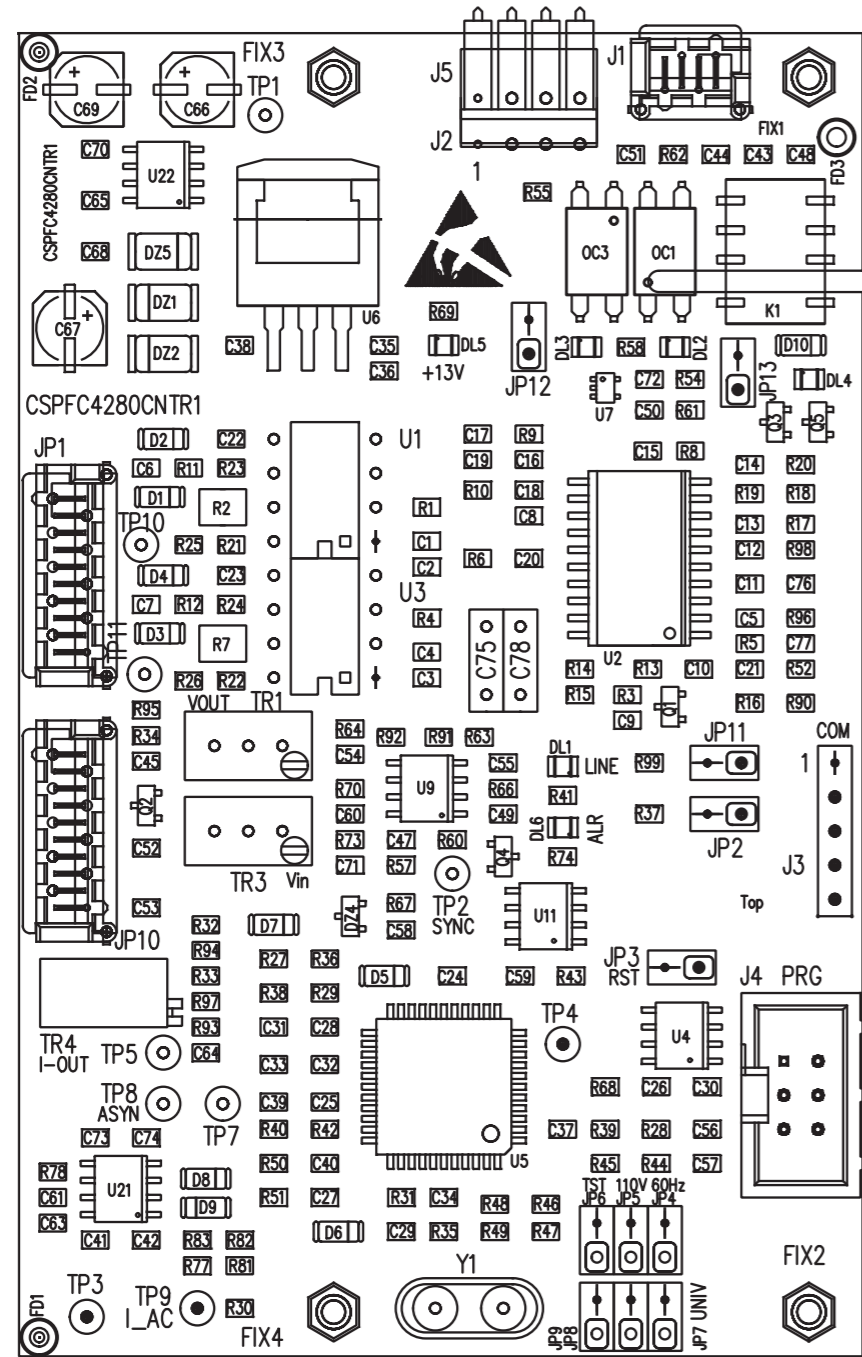


PFCPSL4280

POWER PFC 4280 Revised: Friday, January 10, 2014
 PFC4280R1.DSN Revision: 1

Item	Quantity	Reference	Part
1	2	CS2,CS1	PE-51718
2	2	C1,C4	100pF-1KV
3	4	C2,C3,C14,C15	CD4K7pF-Y2
4	2	C5C6	1uF-X2
5	1	C7	MKP2.2uF/400
6	4	C8,C12,C13,C16	10nF-1KV
7	3	C9,C10,C11	470uF-400
8	1	D1	20ETS08
9	2	D2,D3	CSD20060D
10	1	D4	GBPC3508W HIGH POWER
11	10	FIX1,FIX2,FIX3,FIX4,FIX5,FIX6,FIX7,FIX8,FIX9,FIX10	FIX35
12	2	FST1,FST2	FAST-ON
13	1	JP1	KRA4
14	1	J1	PAD2
15	1	J2	CON1
16	2	L1,L2	130uH
17	1	MD1	MODULO MOS
18	1	MD2	MODULO IN
19	2	Q1,Q2	SPW47N60C3
20	2	RV2,RV1	S14K275
21	1	RV3	VARISTOR-385Vac
22	1	R3	470K-2W
23	2	R4,R5	33R-2W
24	1	TF1	2X1.8mMH

PFCPSL4280

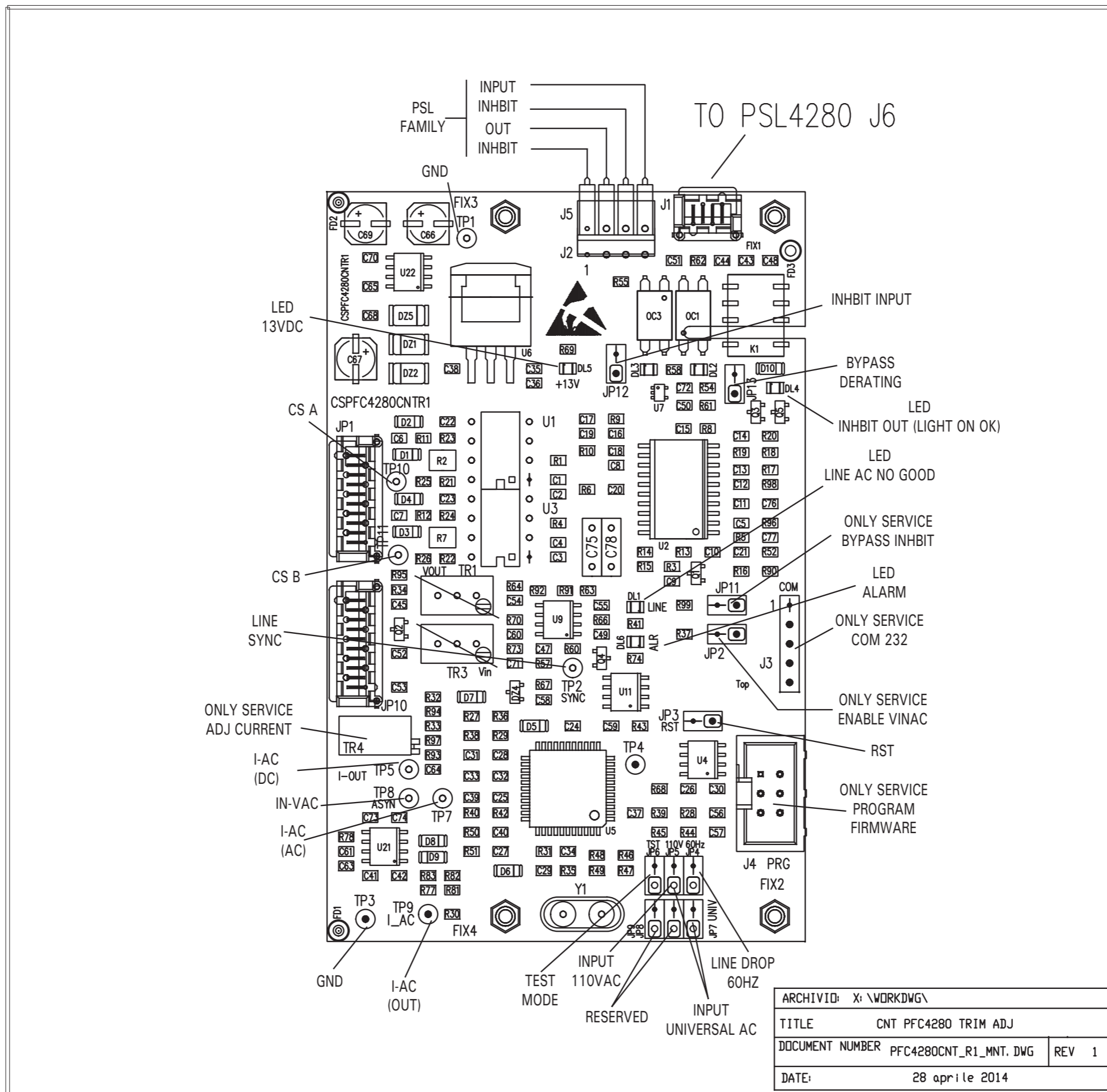


FLT MOS

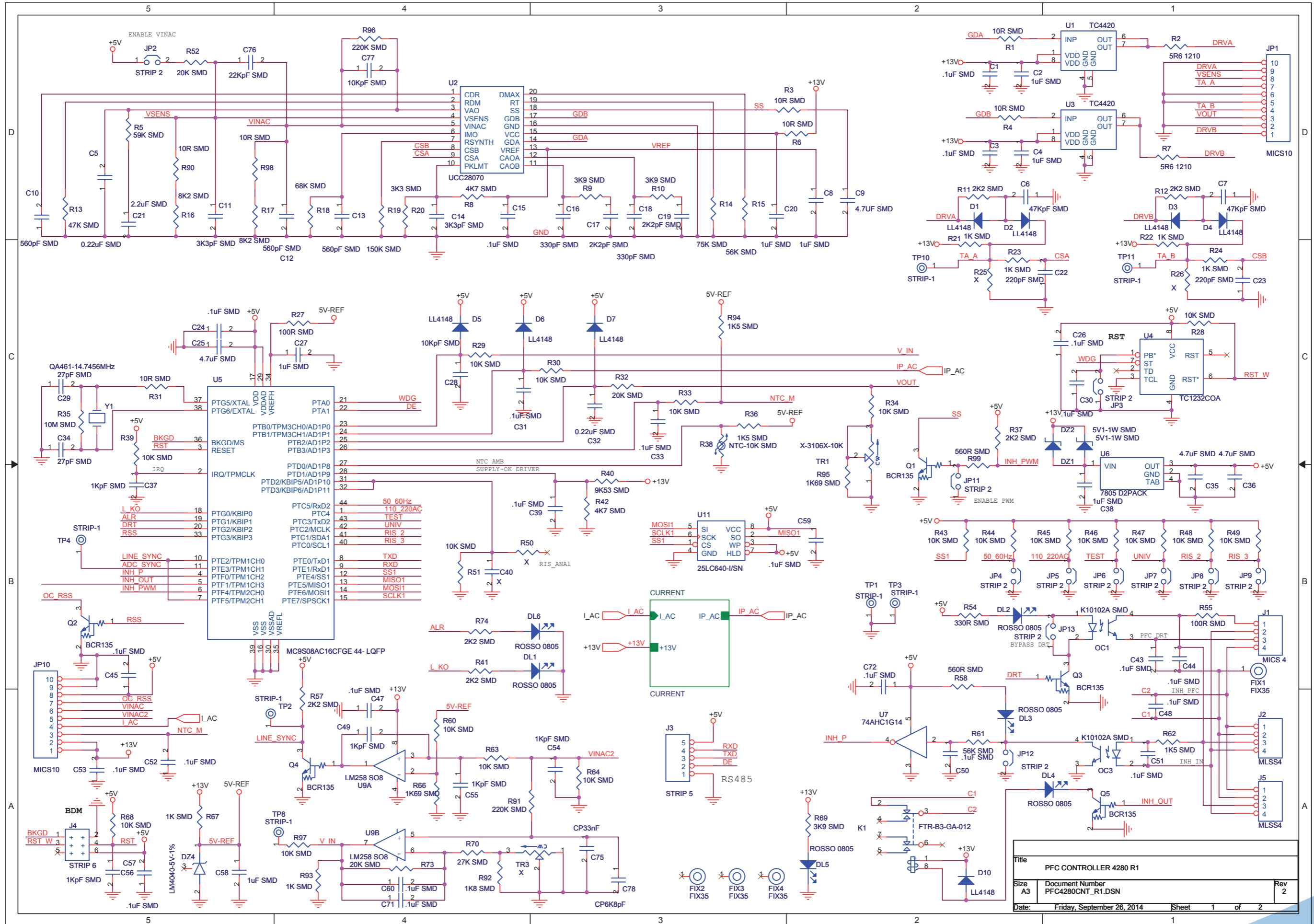
TO PSL FAMILY
TO PSL4280

ARCHIVIO: X:\WORKDWG\	
TITLE PIANO DI MONTAGGIO CNT PFC4280	
DOCUMENT NUMBER PFC4280CNT_R1_MNT. DWG	REV 2
DATE: 24 SETTEMBRE 2014	

PFCPSL4280

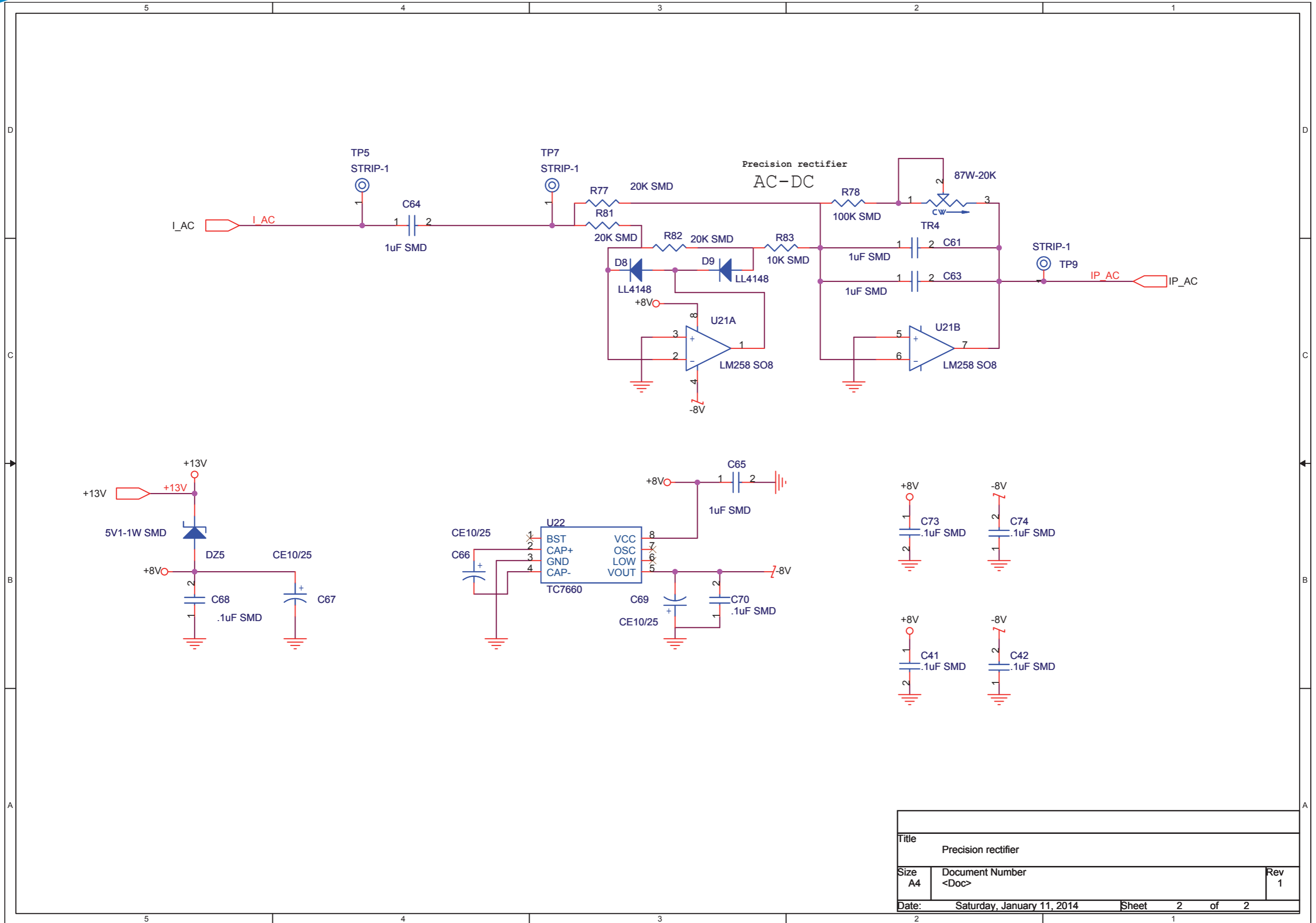


PFCPSL4280



Title			PFC CONTROLLER 4280 R1		
Size	Document Number	Rev			
A3	PFC4280CNT_R1.DSN	2			
Date:	Friday, September 26, 2014	Sheet	1	of	2

PFPCSL4280



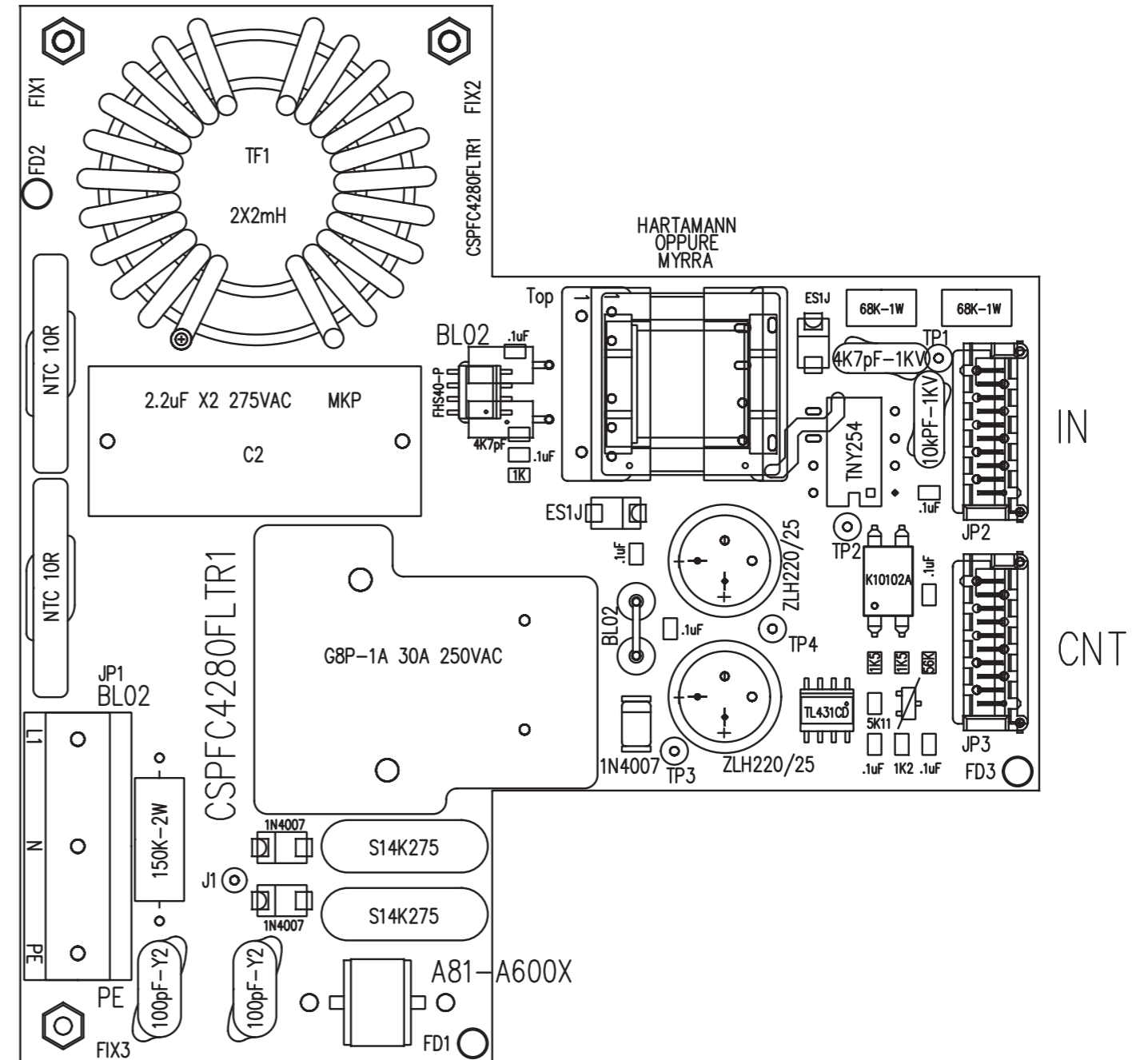
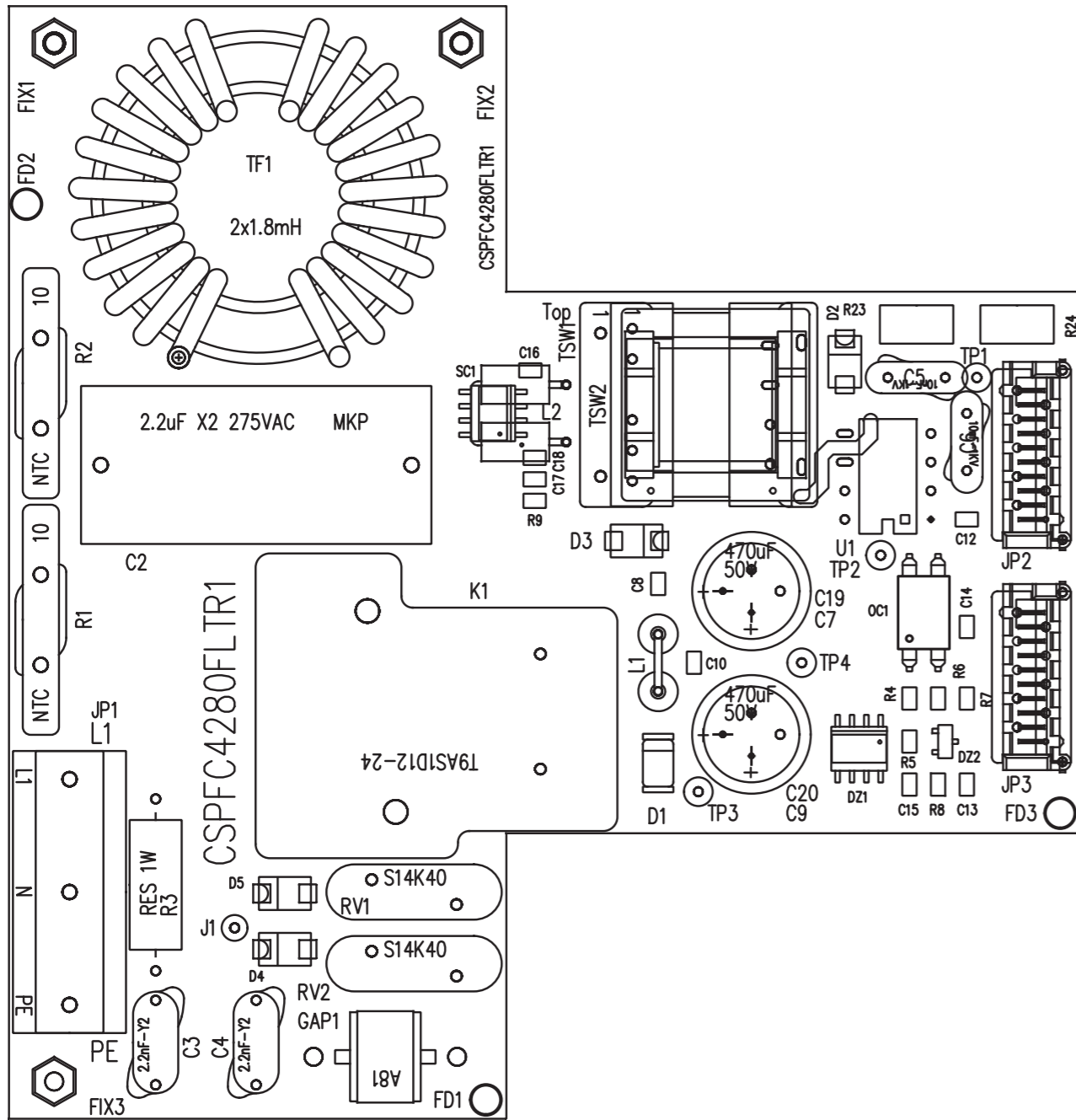
Title		
Precision rectifier		
Size	Document Number	Rev
A4	<Doc>	1
Date:	Saturday, January 11, 2014	Sheet 2 of 2

PFCPSL4280

PFC CONTROLLER 4280 R1 Revised: Monday, April 28, 2014
 PFC4280CNT_R0.DSN Revision: 1

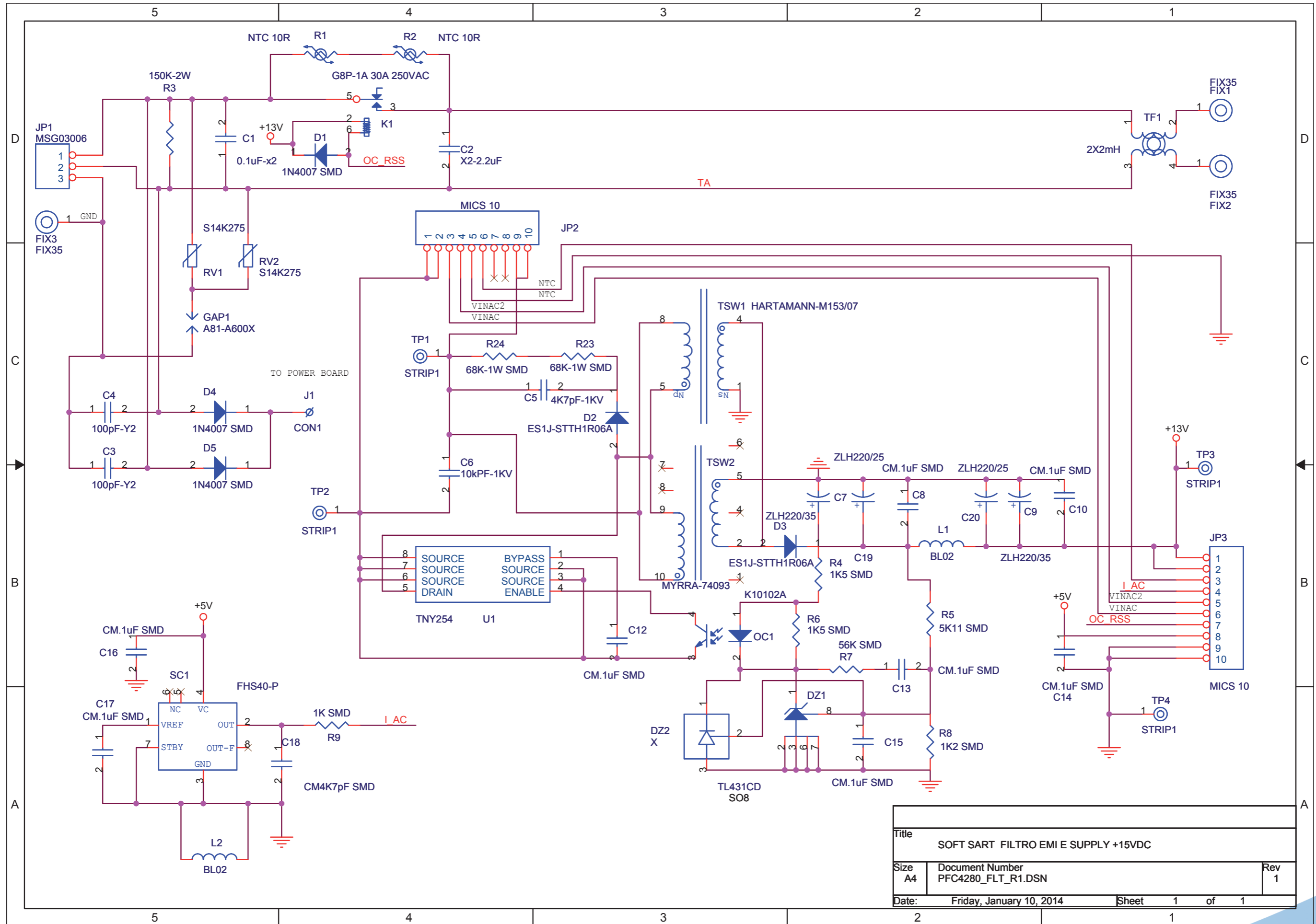
Item	Quantity	Reference	Part
1	29	C1,C3,C15,C24,C26,C30,C31,C33,C39,C41,C42,C43,C44,C45,C47,C48,C50,C51,C52,C53,C57,C59,C60,C68,C70,C71,C72,C73,C74	.1uF SMD
2	11	C2,C4,C8,C20,C27,C38,C58,C61,C63,C64,C65	1uF SMD
3	2	C5,C32	0.22uF SMD
4	2	C6,C7	47KpF SMD
5	4	C9,C25,C35,C36	4.7UF SMD
6	4	C10,C12,C13,C49	560pF SMD
7	2	C14,C11	3K3pF SMD
8	2	C16,C18	330pF SMD
9	2	C17,C19	2K2pF SMD
10	1	C21	2.2uF SMD
11	2	C23,C22	220pF SMD
12	2	C28,C77	10KpF SMD
13	2	C34,C29	27pF SMD
14	4	C37,C54,C55,C56	1KpF SMD
15	5	TR3,R25,R26,C40,R50	X
16	3	C66,C67,C69	CE10/25
17	1	C75	CP33nF
18	1	C76	22KpF SMD
19	1	C78	CP6K8pF
20	6	DL1,DL2,DL3,DL4,DL5,DL6	ROSSO 0805
21	3	DZ1,DZ2,DZ5	5V1-1W SMD
22	1	DZ4	LM4040-5V-1%
23	10	D1,D2,D3,D4,D5,D6,D7,D8,D9,D10	LL4148
24	4	FIX1,FIX2,FIX3,FIX4	FIX35
25	2	JP1,JP10	MICS10
26	11	JP2,JP3,JP4,JP5,JP6,JP7,JP8,JP9,JP11,JP12,JP13	STRIP 2
27	1	J1	MICS 4
28	2	J5,J2	MLSS4
29	1	J3	STRIP 5
30	1	J4	STRIP 6
31	1	K1	FTR-B3-GA-012
32	2	OC1,OC3	K10102A SMD
33	5	Q1,Q2,Q3,Q4,Q5	BCR135
34	7	R1,R3,R4,R6,R31,R90,R98	10R SMD
35	2	R2,R7	5R6 1210
36	1	R5	59K SMD
37	2	R42,R8	4K7 SMD
38	3	R9,R10,R69	3K9 SMD
39	6	R11,R12,R37,R41,R57,R74	2K2 SMD
40	1	R13	47K SMD
41	1	R14	75K SMD
42	2	R15,R61	56K SMD
43	2	R17,R16	8K2 SMD
44	1	R18	68K SMD
45	1	R19	150K SMD
46	1	R20	3K3 SMD
47	6	R21,R22,R23,R24,R67,R93	1K SMD
48	2	R27,R55	100R SMD
49	20	R28,R29,R30,R33,R34,R39,R43,R44,R45,R46,R47,R48,R49,R51,R60,R63,R64,R68,R83,R97	10K SMD
50	6	R32,R52,R73,R77,R81,R82	20K SMD
51	1	R35	10M SMD
52	3	R36,R62,R66,R94	1K5 SMD
53	1	R38	NTC-10K SMD
54	1	R40	9K53 SMD
55	1	R54	330R SMD

Item	Quantity	Reference	Part
56	2	R58,R99	560R SMD
57	1	R70	27K SMD
58	1	R78	100K SMD
59	2	R96,R91	220K SMD
60	1	R92	1K8 SMD
61	1	R95	1K69 SMD
62	10	TP1,TP2,TP3,TP4,TP5,TP7,TP8,TP9,TP10,TP11	STRIP-1
63	1	TR1	X-3106X-10K
64	1	TR4	87W-20K
65	2	U3,U1	TC4420
66	1	U2	UCC28070
67	1	U4	TC1232COA
68	1	U5	MC9S08AC16CFG4 44- LQFP
69	1	U6	7805 D2PACK
70	1	U7	74AHC1G14
71	2	U21,U9	LM258 SO8
72	1	U11	25LC640-I/SN
73	1	U22	TC7660
74	1	Y1	QA461-14.7456MHz



ARCHIVIO: X:\WORKDWG\	
TITLE PIANO DI MONTAGGIO FLT PFC4280	
DOCUMENT NUMBER PFC4280_FLT_R1_MNT. DWG	REV 1
DATE: 4 MARZO 2014	

PFCPSL4280



Title		
SOFT SART FILTRO EMI E SUPPLY +15VDC		
Size	Document Number	Rev
A4	PFC4280_FLT_R1.DSN	1
Date:	Friday, January 10, 2014	Sheet 1 of 1

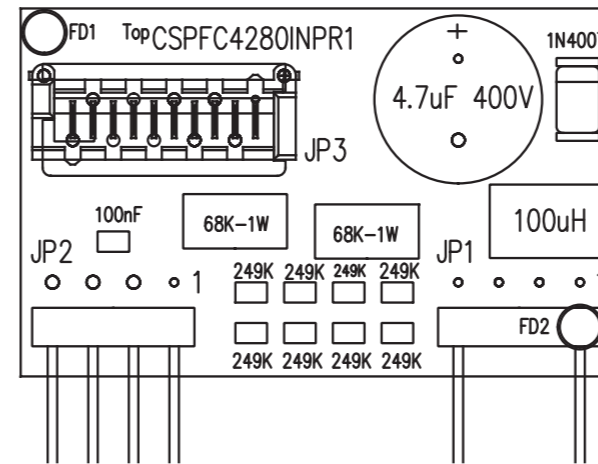
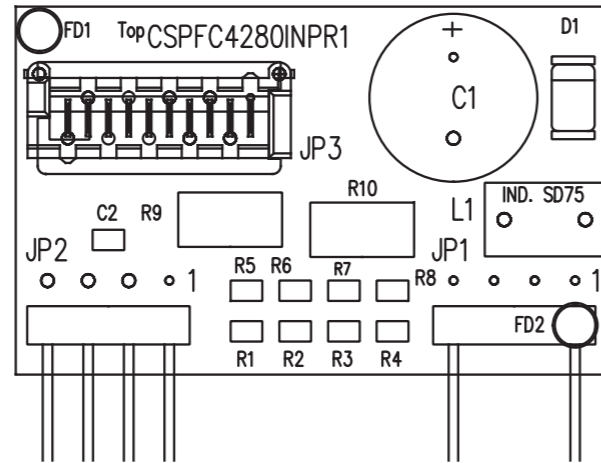
PFCPSL4280

SOFT SART FILTRO EMI E SUPPLY +15VDC Revised: Friday, January 10, 2014
 PFC4280_FLT_R1.DSN Revision: 1

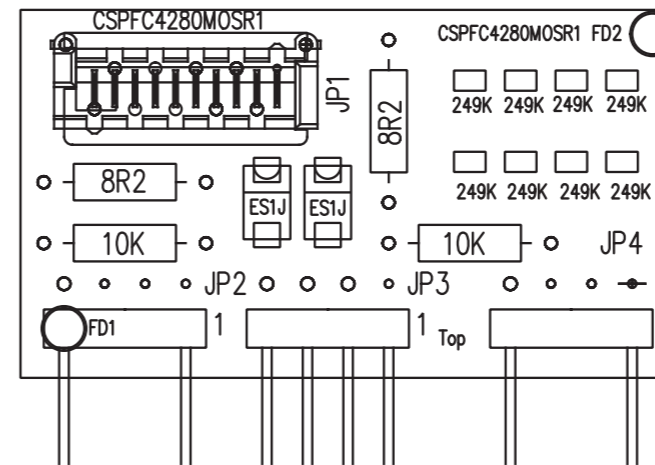
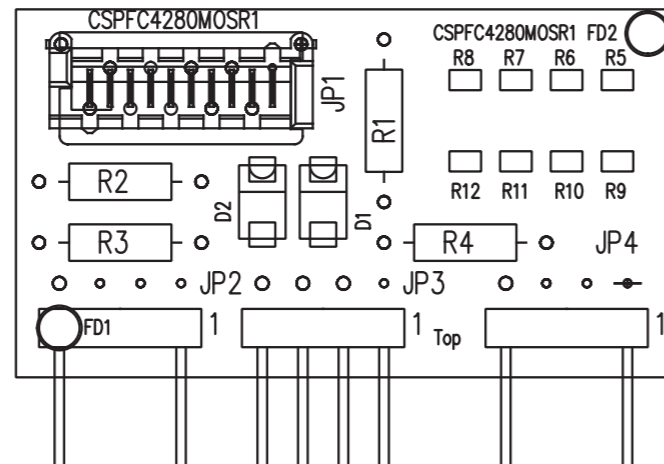
Item	Quantity	Reference	Part
1	1	C1	0.1uF-x2
2	1	C2	X2-2.2uF
3	2	C3,C4	100pF-Y2
4	1	C5	4K7pF-1KV
5	1	C6	10kPF-1KV
6	2	C9,C7	ZLH220/35
7	8	C8,C10,C12,C13,C14,C15,C16,C17	CM.1uF SMD
8	1	C18	CM4K7pF SMD
9	2	C20,C19	ZLH220/25
10	1	DZ1	TL431CD
11	1	DZ2	X
12	3	D1,D4,D5	1N4007 SMD
13	2	D3,D2	ES1J-STTH1R06A
14	3	FIX1,FIX2,FIX3	FIX35
15	1	GAP1	A81-A600X
16	1	JP1	MSG03006
17	2	JP2,JP3	MICS 10
18	1	J1	CON1
19	1	K1	G8P-1A 30A 250VAC
20	2	L1,L2	BL02
21	1	OC1	K10102A
22	2	RV1,RV2	S14K275
23	2	R2,R1	NTC 10R
24	1	R3	150K-2W
25	2	R6,R4	1K5 SMD
26	1	R5	5K11 SMD
27	1	R7	56K SMD
28	1	R8	1K2 SMD
29	1	R9	1K SMD
30	2	R23,R24	68K-1W SMD
31	1	SC1	FHS40-P
32	1	TF1	2X2mH
33	4	TP1,TP2,TP3,TP4	STRIP1
34	1	TSW1	HARTAMANN-M153/07
35	1	TSW2	MYRRA-74093
36	1	U1	TNY254

PFCPSL4280

INPUT

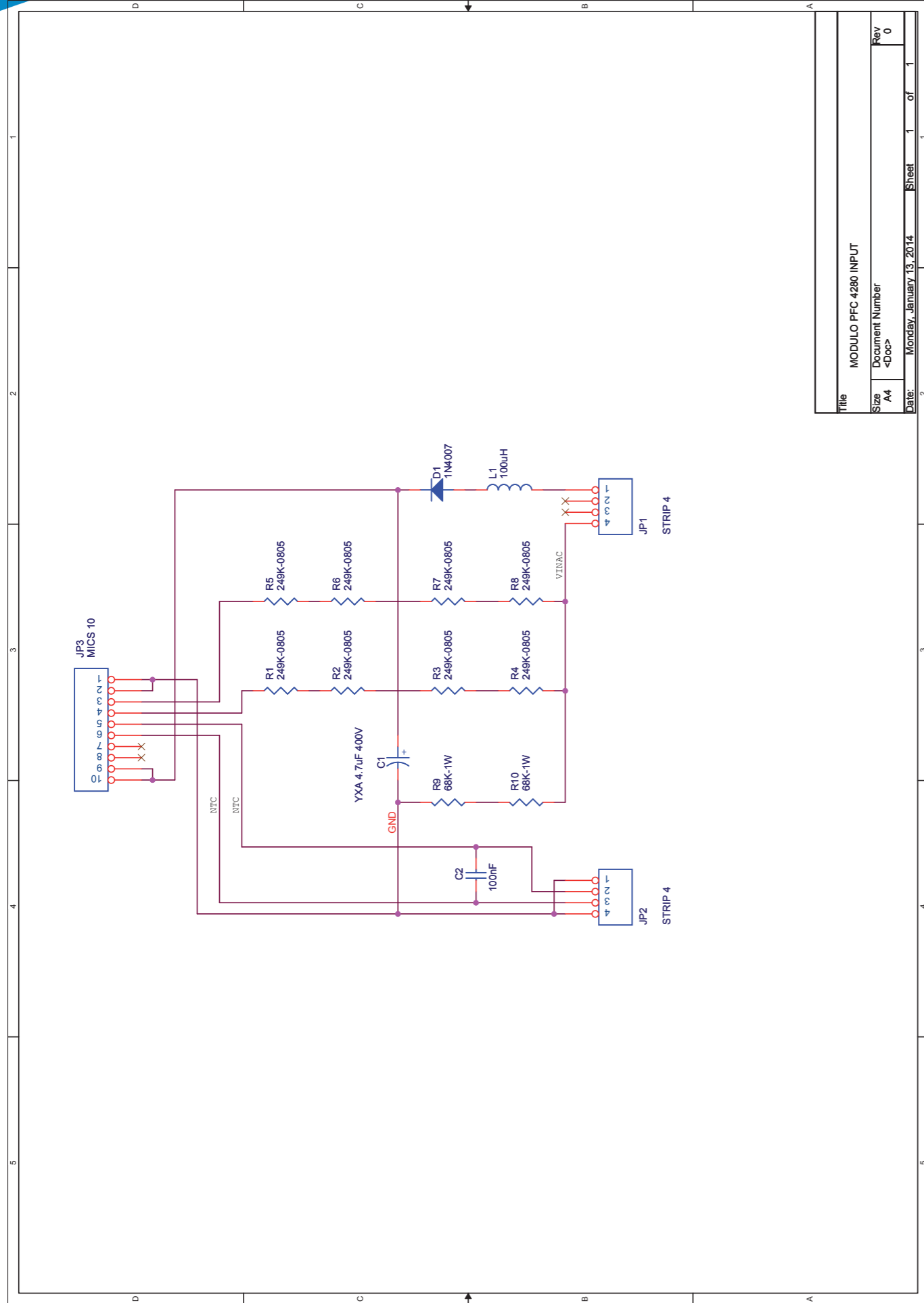


MOS



ARCHIVIO: X:\WORKDWG\	
TITLE PIANO DI MONTAGGIO INPUT MOS PFC4280	
DOCUMENT NUMBER	PFC4280INPR1_MOSR1_MNT. DWG
REV	
DATE:	4 MARZO 2014

PFPCSL4280

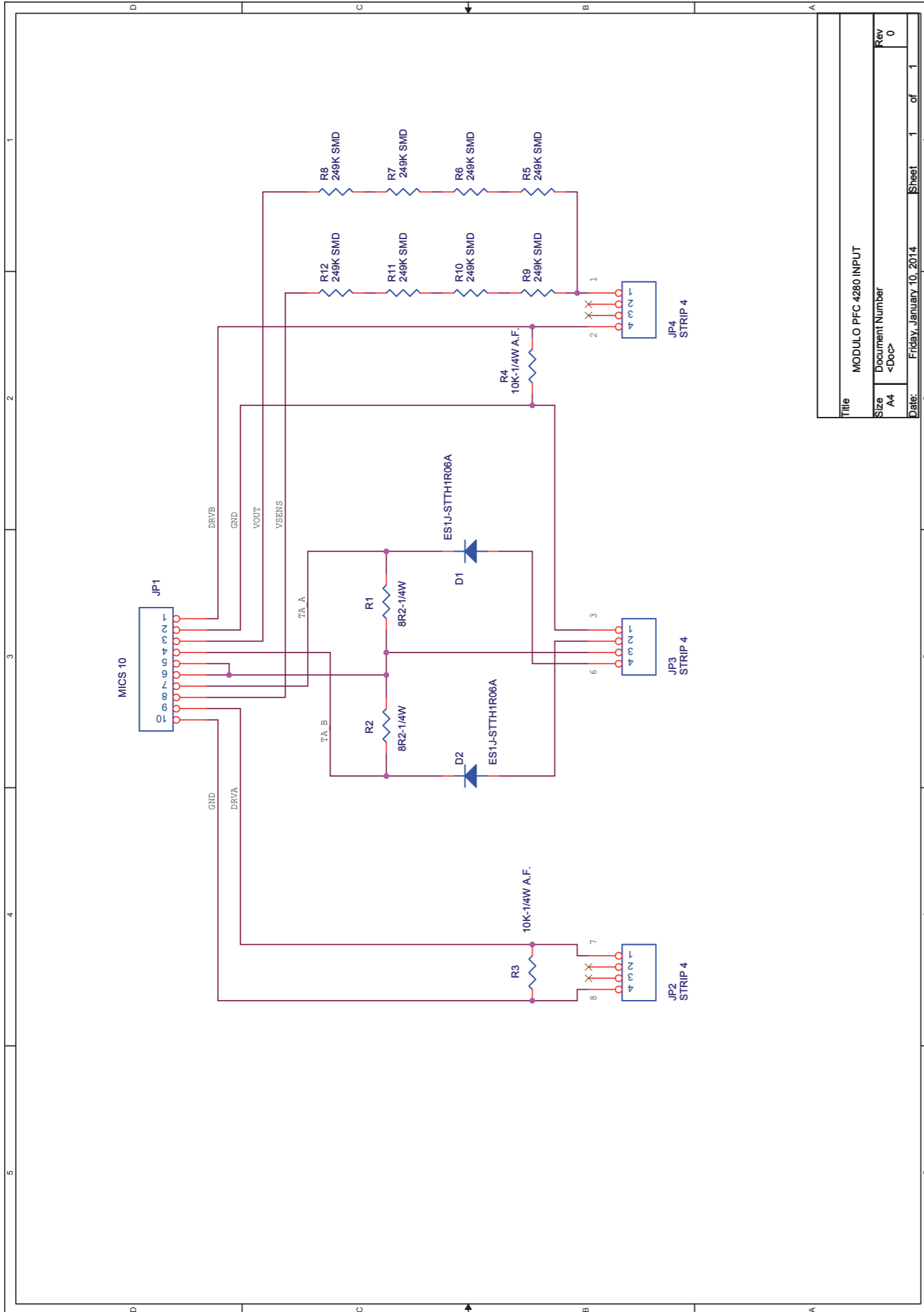


Title	MODULO PFC 4280 INPUT
Size	A4
Document Number	<Doc>
Date	Monday, January 13, 2014
Rev	0
Sheet	1 of 1

MODULO PFC 4280 INPUT Revised: Monday, January 13, 2014
Revision: 0

Item	Quantity	Reference	Part
1	1	C1	YXA 4.7uF 400V
2	1	C2	100nF
3	1	D1	1N4007
4	2	JP1,JP2	STRIP 4
5	1	JP3	MICS 10
6	1	L1	100uH
7	8	R1,R2,R3,R4,R5,R6,R7,R8	249K-0805
8	2	R9,R10	68K-1W

PFCPSL4280



Title	MODULO PFC 4280 INPUT
Size	A4
Document Number	<Doc>
Date:	Friday, January 10, 2014
Sheet	1 of 1


MODULO PFC 4280 INPUT Revised: Friday, January 10, 2014
Revision: 0

Item	Quantity	Reference	Part
1	2	D2,D1	ES1J-STTH1R06A
2	1	JP1	MICS 10
3	3	JP2,JP3,JP4	STRIP 4
4	2	R1,R2	8R2-1/4W
5	2	R3,R4	10K-1/4W A.F.
6	7	R5,R6,R8,R9,R10,R11,R12	249K SMD
7	1	R7	249K SMD



150W Single Output with PFC Function

EPP-150 series



- Features :
 - 4"x2" Compact size
 - Universal AC input / Full range
 - Built-in active PFC function
 - High efficiency up to 93%
 - Protections: Short circuit / Overload / Over voltage/ Over temperature
 - 100W free air convection, 150W with 20CFM forced air
 - LED indicator for power on
 - No load power consumption<0.5W
 - Built-in 12V/0.3A auxiliary output
 - 3 years warranty



SPECIFICATION

MODEL	EPP-150-12	EPP-150-15	EPP-150-24	EPP-150-27	EPP-150-48	
OUTPUT	DC VOLTAGE	12V	15V	24V	27V	48V
	RATED CURRENT (convection)	8.4A	6.7A	4.2A	3.71A	2.1A
	RATED CURRENT (20CFM FAN)	12.5A	10A	6.25A	5.56A	3.125A
	CURRENT RANGE (convection)	0 ~ 8.4A	0 ~ 6.7A	0 ~ 4.2A	0 ~ 3.71A	0 ~ 2.1A
	CURRENT RANGE (20CFM FAN)	0 ~ 12.5A	0 ~ 10A	0 ~ 6.25A	0 ~ 5.56A	0 ~ 3.125A
	RATED POWER (convection)	100.8W	100.5W	100.8W	100.17W	100.8W
	RATED POWER (20CFM FAN)	150W	150W	150W	150.12W	150W
	RIPPLE & NOISE (max.) Note.2	130mVp-p	150mVp-p	240mVp-p	240mVp-p	300mVp-p
	VOLTAGE ADJ. RANGE	11.76 ~ 12.6V	14.7 ~ 15.75V	23.52 ~ 25.2V	26.46 ~ 28.35V	47.04 ~ 50.4V
	VOLTAGE TOLERANCE Note.3	±2.0%	±2.0%	±1.0%	±1.0%	±1.0%
LINE REGULATION	±0.5%	±0.5%	±0.5%	±0.5%	±0.5%	
LOAD REGULATION	±1.0%	±1.0%	±1.0%	±1.0%	±1.0%	
SETUP, RISE TIME	1000ms, 30ms/230VAC	2000ms, 30ms/115VAC	at full load			
HOLD UP TIME (Typ.)	16ms/230VAC	16ms/115VAC	at full load			
INPUT	VOLTAGE RANGE Note.5	90 ~ 264VAC	127 ~ 370VDC			
	FREQUENCY RANGE	47 ~ 63Hz				
	POWER FACTOR (Typ.)	PF>0.95/230VAC	PF>0.98/115VAC	at full load		
	EFFICIENCY (Typ.)	91.5%	92%	93%	92%	92%
	AC CURRENT (Typ.)	1.8A/115VAC	1A/230VAC			
	INRUSH CURRENT (Typ.)	COLD START 70A/230VAC				
	LEAKAGE CURRENT	<2mA/240VAC				
PROTECTION	OVER LOAD	105 ~ 145% rated output power Protection type : Hiccup mode, recovers automatically after fault condition is removed				
	OVER VOLTAGE	13.2 ~ 15.6V	16.83 ~ 19.5V	27.7 ~ 31.5V	30.2 ~ 34.05V	51.3 ~ 62.7V
	OVER TEMPERATURE	Protection type : Shut down o/p voltage, re-power on to recover				
FUNCTION	AUXILIARY POWER(AUX)	12V@0.3A for driving a fan, tolerance ± 10% at main output 100% load				
	WORKING TEMP.	-30 ~ +70°C (Refer to "Derating Curve")				
ENVIRONMENT	WORKING HUMIDITY	20 ~ 90% RH non-condensing				
	STORAGE TEMP., HUMIDITY	-40 ~ +85°C, 10 ~ 95% RH				
	TEMP. COEFFICIENT	±0.03%/°C (0 ~ 45°C)				
SAFETY & EMC (Note 4)	WITHSTAND VOLTAGE	I/P-O/P:3KVAC I/P-FG:2KVAC O/P-FG:0.5KVAC				
	ISOLATION RESISTANCE	I/P-O/P, I/P-FG, O/P-FG:100M Ohms / 500VDC/ 500VDC / 25°C / 70% RH				
	EMC EMISSION	Compliance to EN55022 (CISPR22) Class B, EN61000-3-2,-3				
	EMC IMMUNITY	Compliance to EN61000-4-2,3,4,5,6,8,11, heavy industry level, criteria A				
OTHERS	MTBF	207.1Khrs min. MIL-HDBK-217F (25°C)				
	DIMENSION	101.6*50.8*29mm (L*W*H)				
NOTE	PACKING	0.2Kg; 72pcs/15.4Kg/0.82CUFT				
		1. All parameters NOT specially mentioned are measured at 230VAC input, rated load and 25°C of ambient temperature. 2. Ripple & noise are measured at 20MHz of bandwidth by using a 12" twisted pair-wire terminated with a 0.1uF & 47uF parallel capacitor. 3. Tolerance : includes set up tolerance, line regulation and load regulation. 4. The power supply is considered a component which will be installed into a final equipment. The final equipment must be re-confirmed that it still meets EMC directives. 5. Derating may be needed under low input voltages. Please check the derating curve for more details.				

File Name:EPP-150-SPEC 2016-06-11



150W Single Output with PFC Function

EPP-150 series

■ Mechanical Specification

Unit:mm

AC Input Connector (CN1) : JST B3P-VH or equivalent

Pin No.	Assignment	Mating Housing	Terminal
1	AC/L	JST VHR or equivalent	JST SVH-21T-P1.1 or equivalent
2	No Pin		
3	AC/N		

DC Output Connector (CN2) : JST B4P-VH or equivalent

Pin No.	Assignment	Mating Housing	Terminal
1,2	DC COM	JST VHR or equivalent	JST SVH-21T-P1.1 or equivalent
3,4	+V		

FAN Connector(CN105) : JST BYB-PH-K-S or equivalent

Pin No.	Assignment	Mating Housing	Terminal
1	+12V	JST PHR-1 or equivalent	JST SPH-11T-P1.1 or equivalent
2	DC COM		

⚡ : Grounding required

■ Block Diagram

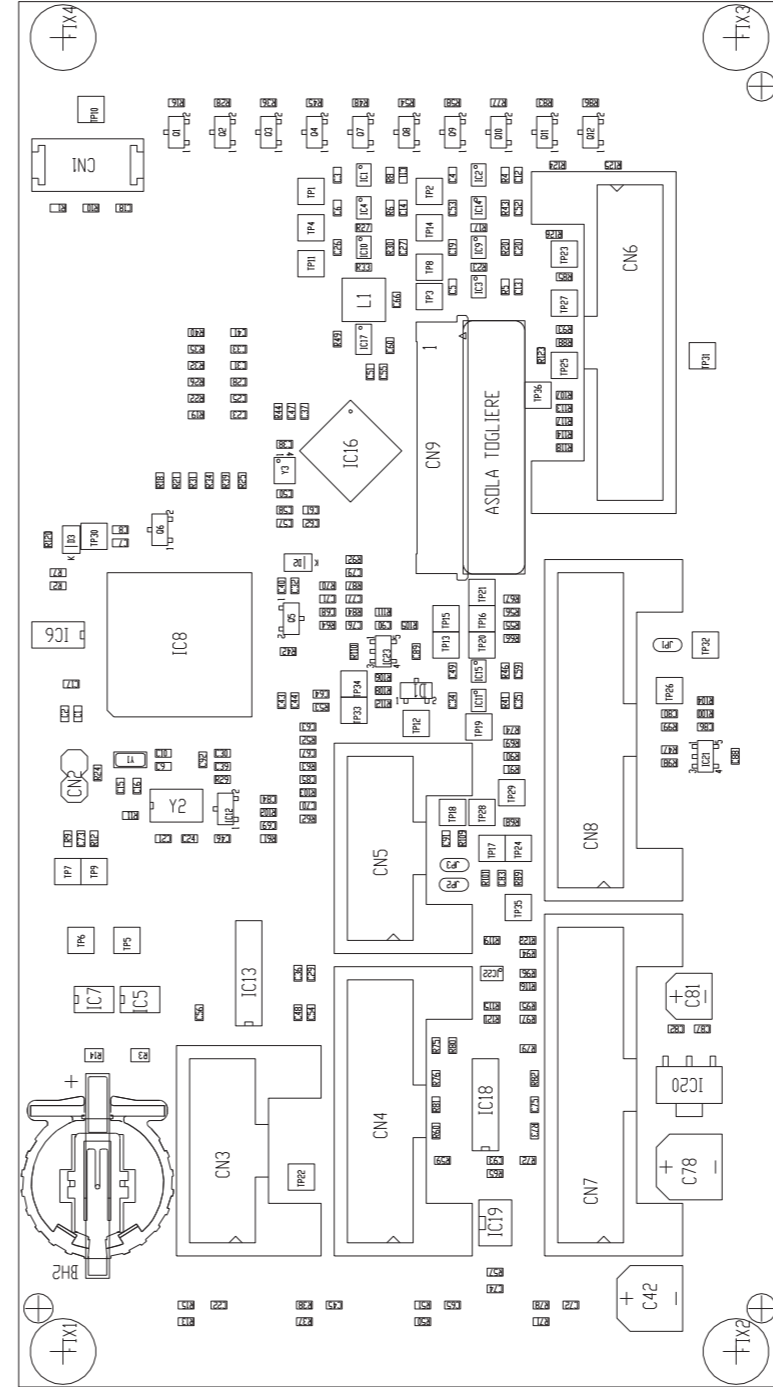
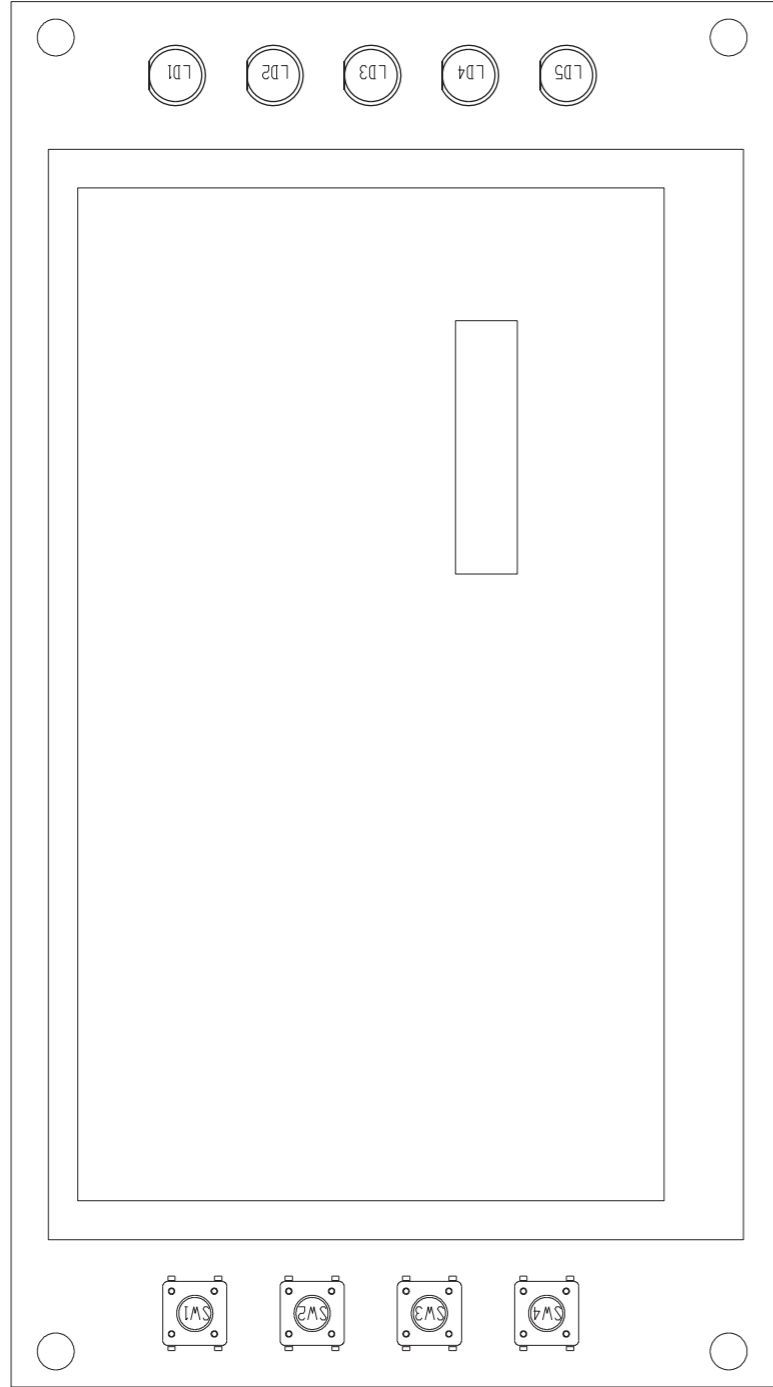
PFC fosc : 47KHz
PWM fosc : 65KHz

■ Output Derating

■ Output Derating VS Input Voltage

File Name:EPP-150-SPEC 2016-06-11

SLPC0463R05V02



PRODUCT NAME : TEX-TFT

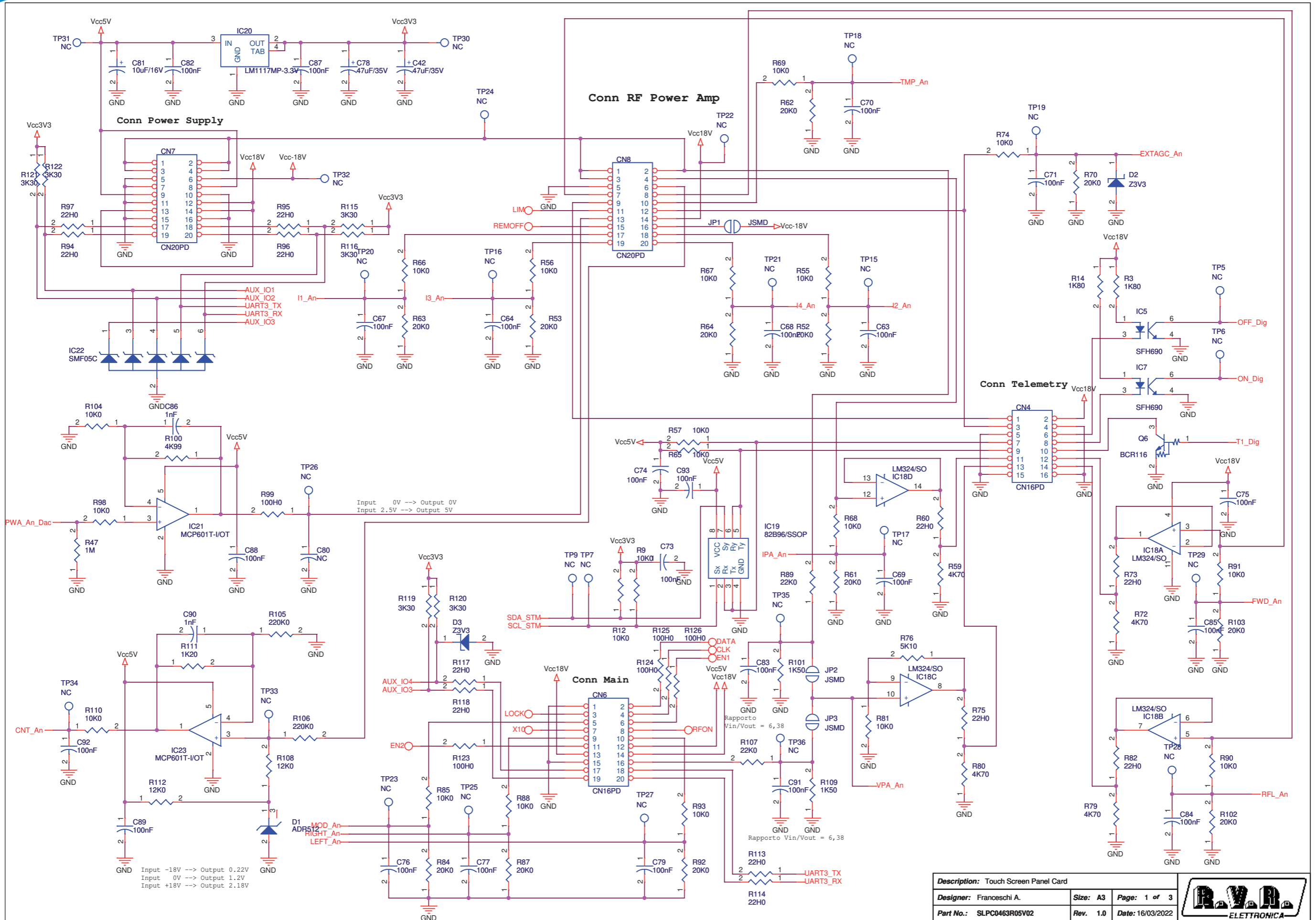
DESIGNER : FRANCESCHI A.

ARCHIVING : "RVUT" SERVER, "RILASCIATI" FOLDER

PART NAME : Touch Screen Panel Card

DATE : 16/03/22 REVISION : 1.0 SCALE : 1:1 SIZE : A4 PAGE : 1 DI 1

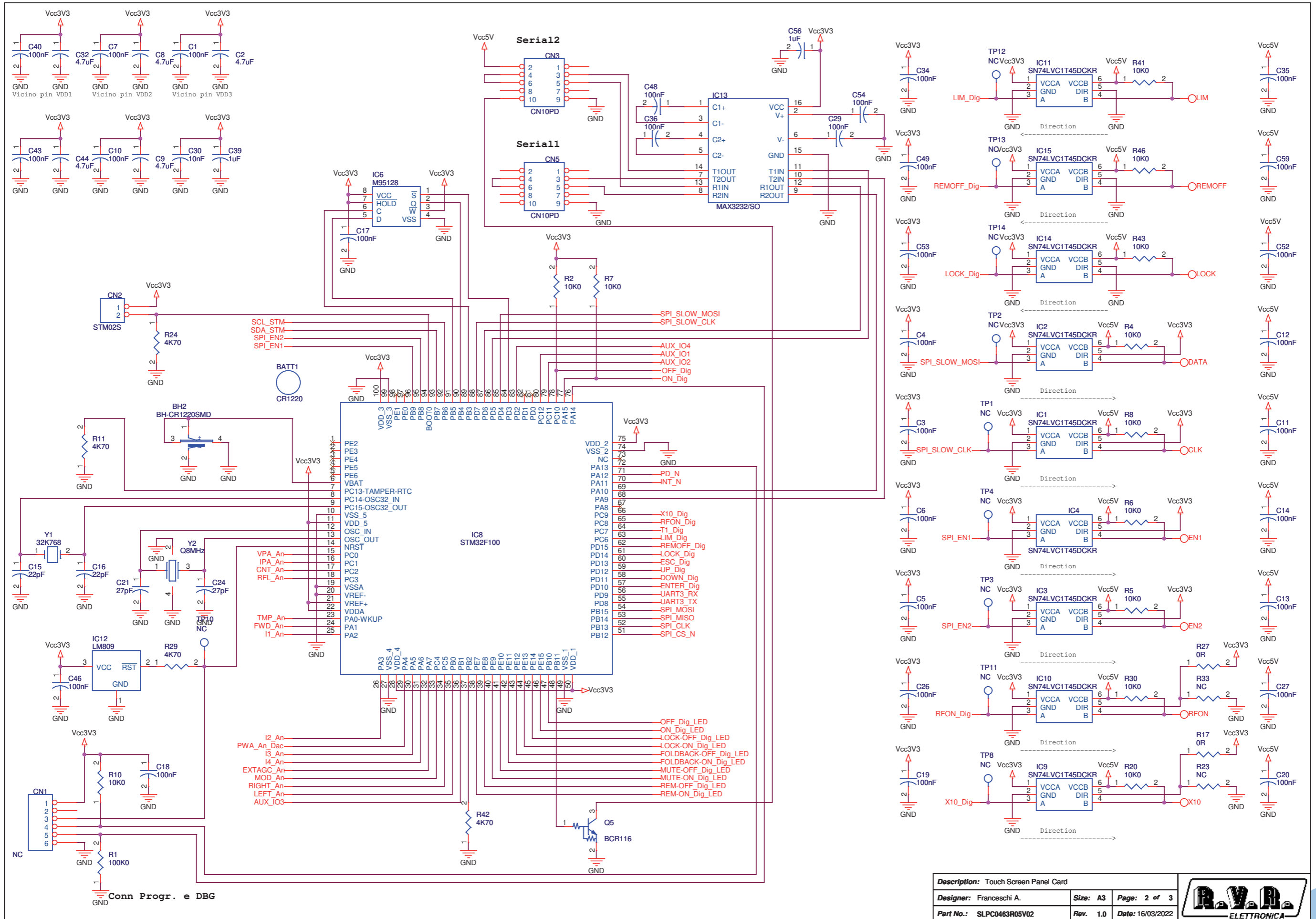
PROJECT CODE : 252 DOCUMENT CODE : SLPC0463R05V**



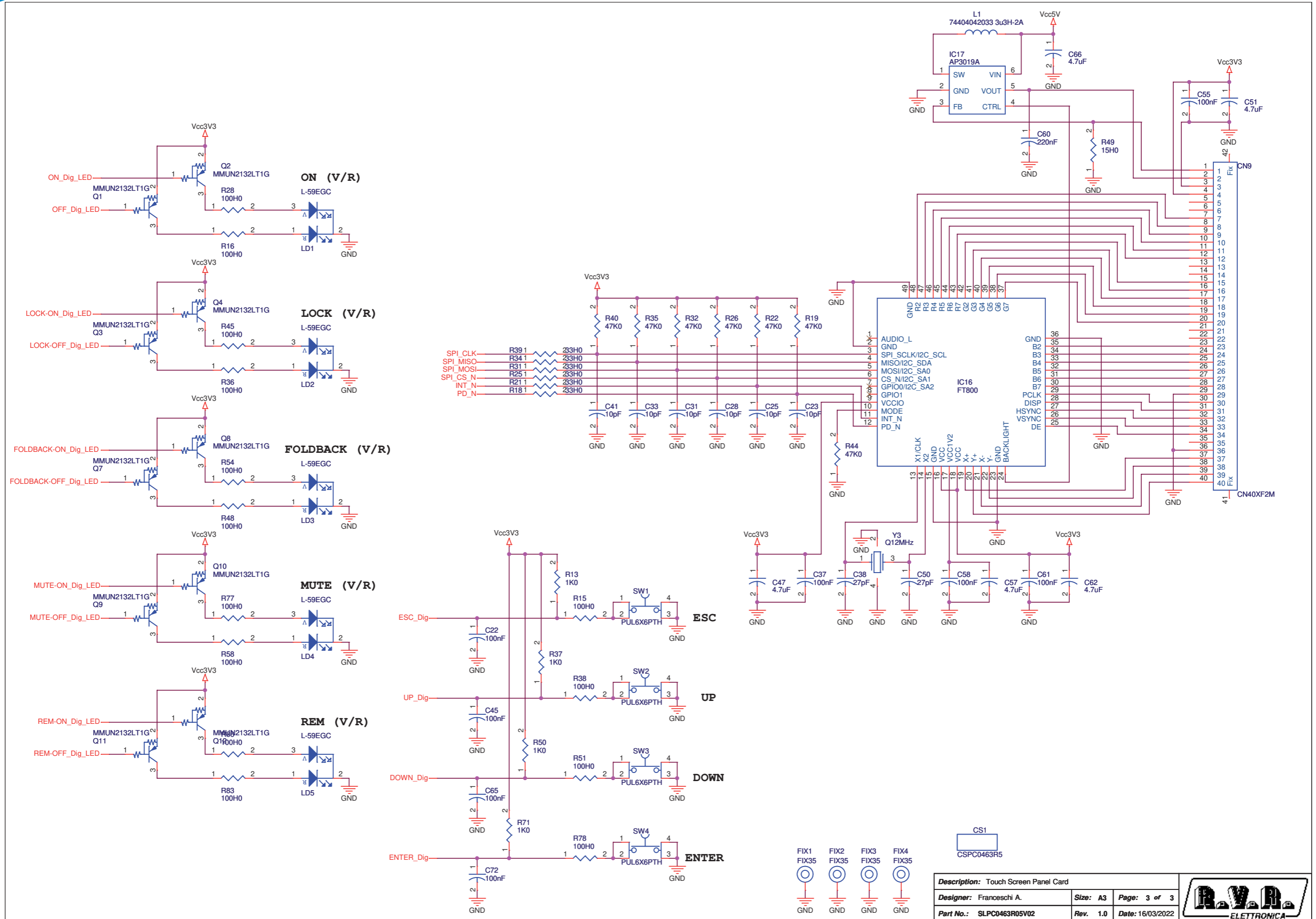
Description: Touch Screen Panel Card		
Designer: Franceschi A.	Size: A3	Page: 1 of 3
Part No.: SLPC0463R05V02	Rev. 1.0	Date: 16/03/2022



SLPC0463R05V02



Description: Touch Screen Panel Card			
Designer: Franceschi A.	Size: A3	Page: 2 of 3	
Part No.: SLPC0463R05V02	Rev.: 1.0	Date: 16/03/2022	



Description: Touch Screen Panel Card		
Designer: Franceschi A.	Size: A3	Page: 3 of 3
Part No.: SLPC0463R05V02	Rev. 1.0	Date: 16/03/2022



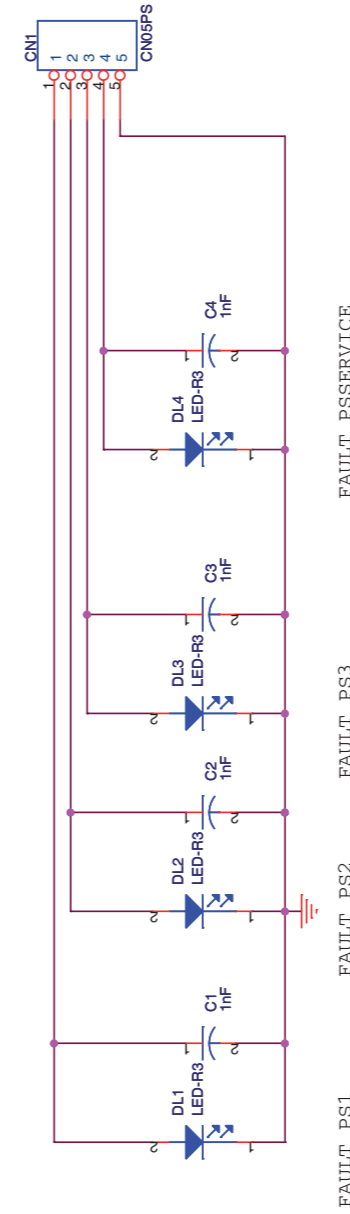
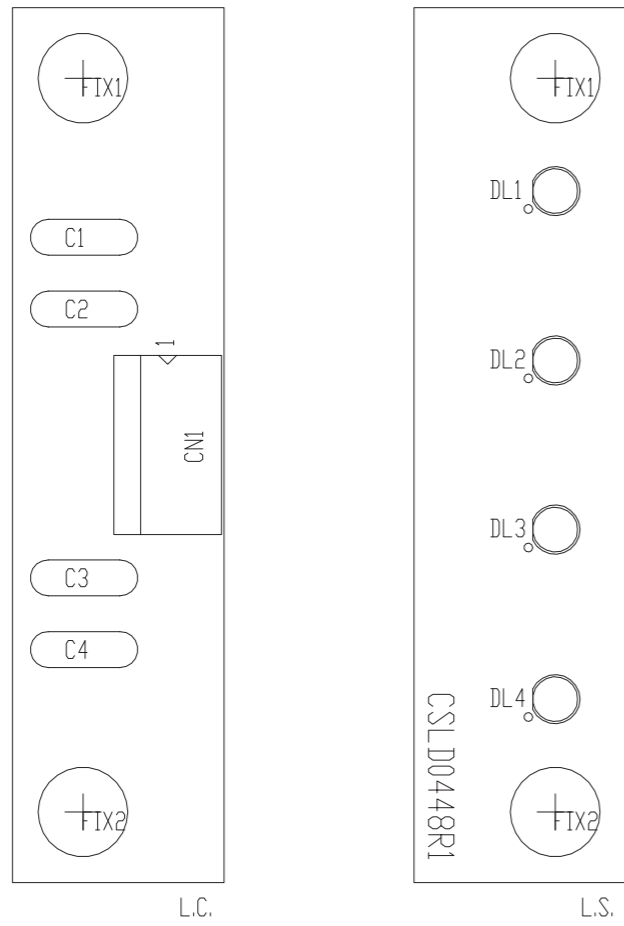
SLPC0463R05V02

Touch Screen Panel Card TEX 3HE Revised: 16/03/2022
 SLPC0463R05V02 Revision: 1.0
 Franceschi A.

Item	Quantity	Reference	Part	Description
1	1	BATT1	CR1220	CR1220 Lithium Battery
2	1	BH2	BH-CR1220SMD	CR1220 SMD Battery holder
3	1	CN1	NC	6 way PTH Micromatch connector
4	1	CN2	STM02S	Male strip 2 pin
5	2	CN3, CN5	CN10PD	10 way pcb conn.
6	2	CN4, CN6	CN16PD	16 way pcb conn.
7	2	CN7, CN8	CN20PD	20 way pcb conn.
8	1	CN9	CN40XF2M	40 way ZIF conn. pitch 0,5mm
9	1	CS1	CSPC0463R5	Printed Circuit board
10	61	C1, C3, C4, C5, C6, C7, C10, C11, C12, C13, C14, C17, C18, C19, C20, C22, C26, C27, C29, C34, C35, C36, C37, C40, C43, C45, C46, C48, C49, C52, C53, C54, C55, C58, C59, C61, C63, C64, C65, C67, C68, C69, C70, C71, C72, C73, C74, C75, C76, C77, C79, C82, C83, C84, C85, C87, C88, C89, C91, C92, C93	100nF	0603 SMD capacitor
11	10	C2, C8, C9, C32, C44, C47, C51, C57, C62, C66	4.7uF	0603 SMD capacitor
12	2	C15, C16	22pF	0603 SMD capacitor
13	4	C21, C24, C38, C50	27pF	0603 SMD capacitor
14	6	C23, C25, C28, C31, C33, C41	10pF	0603 SMD capacitor
15	1	C30	10nF	0603 SMD capacitor
16	2	C39, C56	1uF	0603 SMD capacitor
17	2	C42, C78	47uF/35V	SMD electr. cap. 6.3mm
18	1	C60	220nF	0603 SMD capacitor
19	1	C80	NC	0603 SMD capacitor
20	1	C81	10uF/16V	SMD electr. cap. 4mm
21	2	C86, C90	1nF	0603 SMD capacitor
22	1	D1	ADR512	SMD SOT23 precision Zener
23	2	D2, D3	Z3V3	SOD123F Zener Diode
24	4	FIX1, FIX2, FIX3, FIX4	FIX35	3.5mm Fixing hole
25	9	IC1, IC2, IC3, IC4, IC9, IC10, IC11, IC14, IC15	SN74LVC1T45DCKR	Bidirect. level translator
26	2	IC5, IC7	SFH690	Optocoupler SMD SO6
27	1	IC6	M95128	SMD Serial EEPROM
28	1	IC8	STM32F100	STM32F100 Microcontroller
29	1	IC12	LM809-2.93	uC supervisor
30	1	IC13	MAX3232/SO	SO16 RS232 driver
31	1	IC16	FT800	Display controller
32	1	IC17	AP3019A	Switching LED driver
33	1	IC18	LM324/SO	Quad Op. SMD SO14
34	1	IC19	82B96/SSOP	SMD IIC Bus driver
35	1	IC20	LM1117MP-3.3V	Voltage reg. SMD SOT223
36	2	IC21, IC23	MCP601T-I/OT	Single Op Amp SOT23-5
37	1	IC22	SMF05C	TVS Diode array
38	3	JP1, JP2, JP3	JSMD	2 pad SMD jumper
39	5	LD1, LD2, LD3, LD4, LD5	L-59EGC	Two-color led common Cathode 5mm
40	1	L1	74404042033 3u3H-2A	WE LQ540 series inductor
41	10	Q1, Q2, Q3, Q4, Q7, Q8, Q9, Q10, Q11, Q12	MMUN2132LT1G	Digital PNP trans. SOT23
42	2	Q5, Q6	BCR116	Digital NPN trans. SOT23
43	1	R1	100K0	0603 SMD res.

Item	Quantity	Reference	Part	Description
44	32	R2, R4, R5, R6, R7, R8, R9, R10, R12, R20, R30, R41, R43, R46, R55, R56, R57, R65, R66, R67, R68, R69, R74, R81, R85, R88, R90, R91, R93, R98, R104, R110	10K0	0603 SMD res.
45	2	R3, R14	1K80	0805 SMD res.
46	8	R11, R24, R29, R42, R59, R72, R79, R80	4K70	0603 SMD res.
47	4	R13, R37, R50, R71	1K0	0603 SMD res.
48	19	R15, R16, R28, R36, R38, R45, R48, R51, R54, R58, R77, R78, R83, R86, R99, R123, R124, R125, R126	100H0	0603 SMD res.
49	2	R17, R27	OR	0603 SMD res.
50	6	R18, R21, R25, R31, R34, R39	33H0	0603 SMD res.
51	7	R19, R22, R26, R32, R35, R40, R44	47K0	0603 SMD res.
52	2	R23, R33	NC	0603 SMD res.
53	1	R47	1M	0603 SMD res.
54	1	R49	15H0	0603 SMD res.
55	12	R52, R53, R61, R62, R63, R64, R70, R84, R87, R92, R102, R103	20K0	0603 SMD res.
56	12	R60, R73, R75, R82, R94, R95, R96, R97, R113, R114, R117, R118	22H0	0603 SMD res.
57	1	R76	5K10	0603 SMD res.
58	2	R89, R107	22K0	0603 SMD res.
59	1	R100	4K99	0603 SMD res.
60	2	R101, R109	1K50	0603 SMD res.
61	2	R105, R106	220K0	0603 SMD res.
62	2	R108, R112	12K0	0603 SMD res.
63	1	R111	1K20	0603 SMD res.
64	6	R115, R116, R119, R120, R121, R122	3K30	0603 SMD res.
65	4	SW1, SW2, SW3, SW4	PUL6X6PTH	PCB PTH pushbutton
66	36	TP1, TP2, TP3, TP4, TP5, TP6, TP7, TP8, TP9, TP10, TP11, TP12, TP13, TP14, TP15, TP16, TP17, TP18, TP19, TP20, TP21, TP22, TP23, TP24, TP25, TP26, TP27, TP28, TP29, TP30, TP31, TP32, TP33, TP34, TP35, TP36	NC	Test point
67	1	Y1	32K768	SMD Crystal 3.2x1.5 mm
68	1	Y2	Q8MHz	SMD Crystal NX50325A
69	1	Y3	Q12MHz	SMD Crystal 2x2.5 mm

SLLD0448R01V01



Description: Led Board			
Designer: Tommasi A.	Size: A4	Page: 1 of 1	Date: 11/07/2016
Part No.: SLLD0448R01V01	Rev: 1.0		

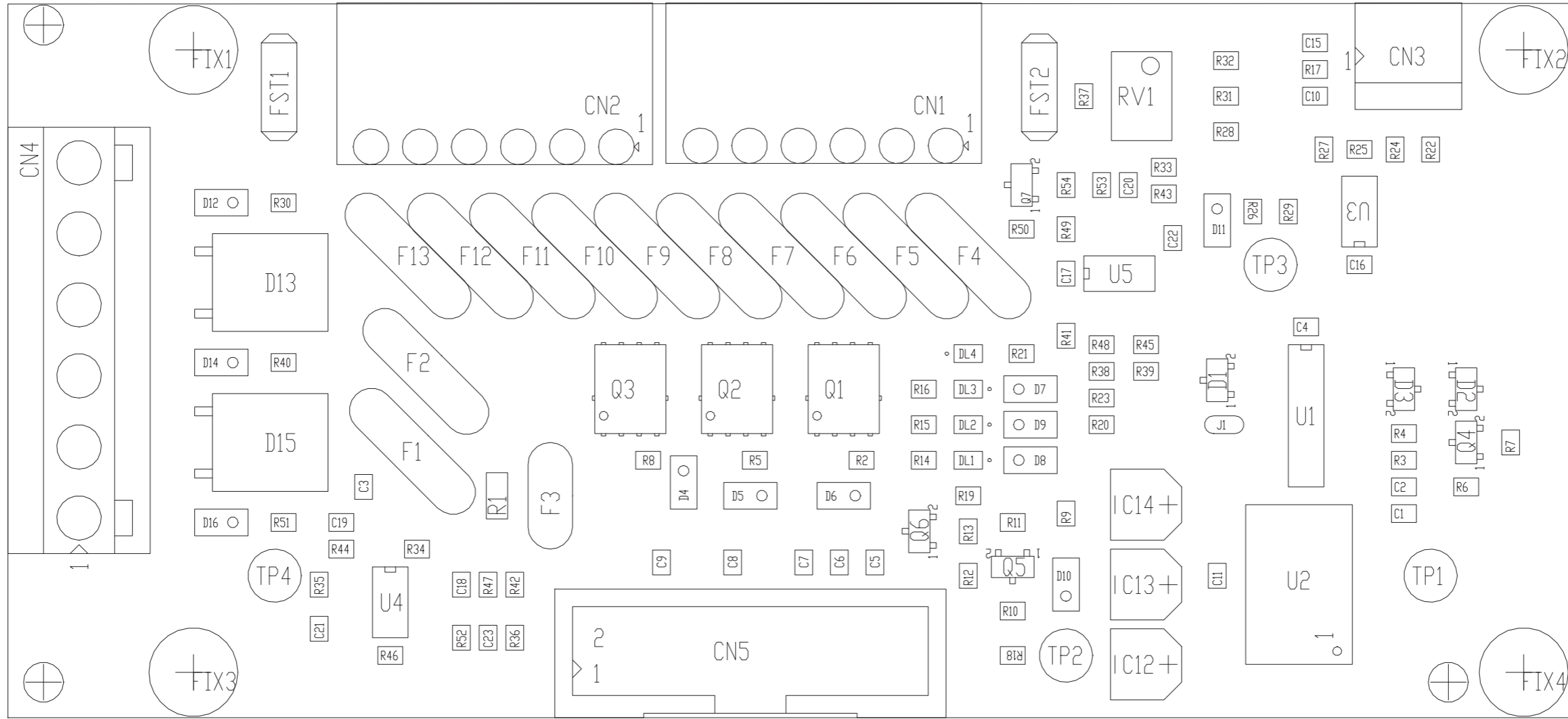
	PRODUCT NAME : PJ5000U-K	PART NAME : LED CARD			
	DESIGNER : A. TOMMASI	DATE : 27/07/18	REVISION : 1.0	SCALE : 2:1	SIZE : A4
ARCHIVING : "RVVUT" SERVER, "RILASCIATI" FOLDER		PROJECT CODE : 245	DOCUMENT CODE : SLLD0448R01V01		

SLLD0448R01V01

Led Board Revised: Monday, July 11, 2016
 SLLD0448R01V01 Revision: 1.0
 Tommasi A.

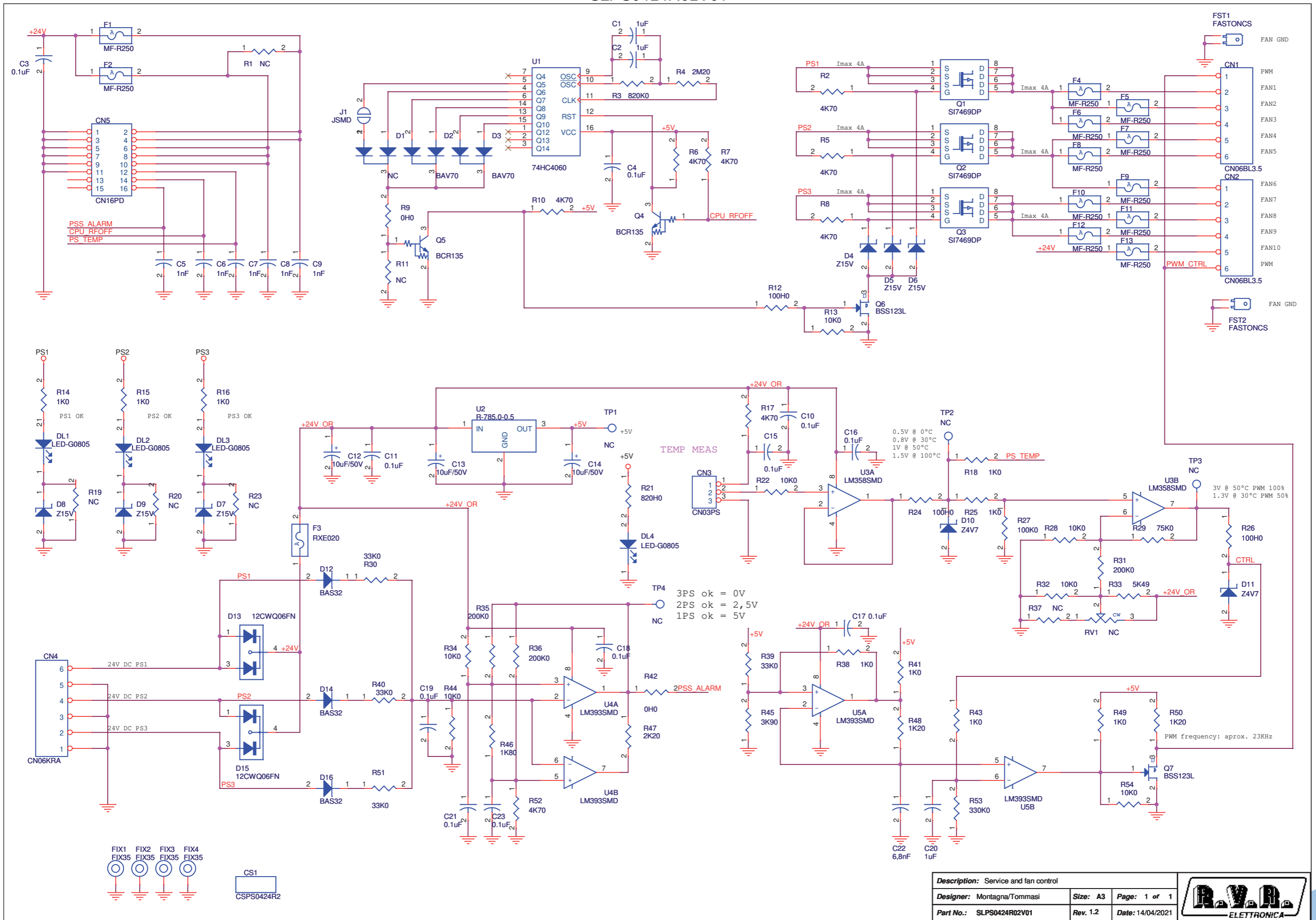
Item	Quantity	Reference	Part	Description
1	1	CN1	CN05PS	Conn. 5 poli Mascon
2	1	CS1	CSLD0448R1	Circuito stampato
3	4	C1, C2, C3, C4	1nF	Cond. ceramico p 5mm
4	4	DL1, DL2, DL3, DL4	LED-R3	LED Rosso dia. 3mm
5	2	FIX1, FIX2	FIX35	Foro fissaggio 3.5mm

SLPS0424R02V01



PRODUCT NAME : PJ5000U-K
 DESIGNER : MONTAGNA/TOMMASI
 ARCHIVING : 'RVRUT' SERVER, 'RILASCIATI' FOLDER
 PART NAME : SERVICE AND FAN CONTROL CARD
 DATE : 14/04/21
 REVISION : 1.2
 SCALE : 2:1
 SIZE : A4
 PAGE : 1 DI 1
 DOCUMENT CODE : SLPS0424R02V01
 PROJECT CODE : 245

SLPS0424R02V01




Description: Service and fan control		
Designer: Montagna/Tommasi	Size: A3	Page: 1 of 1
Part No.: SLPS0424R02V01	Rev.: 1.2	Date: 14/04/2021




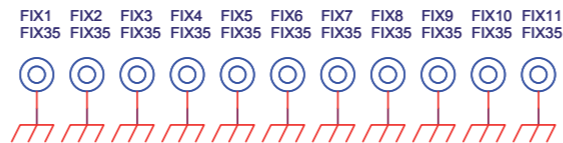
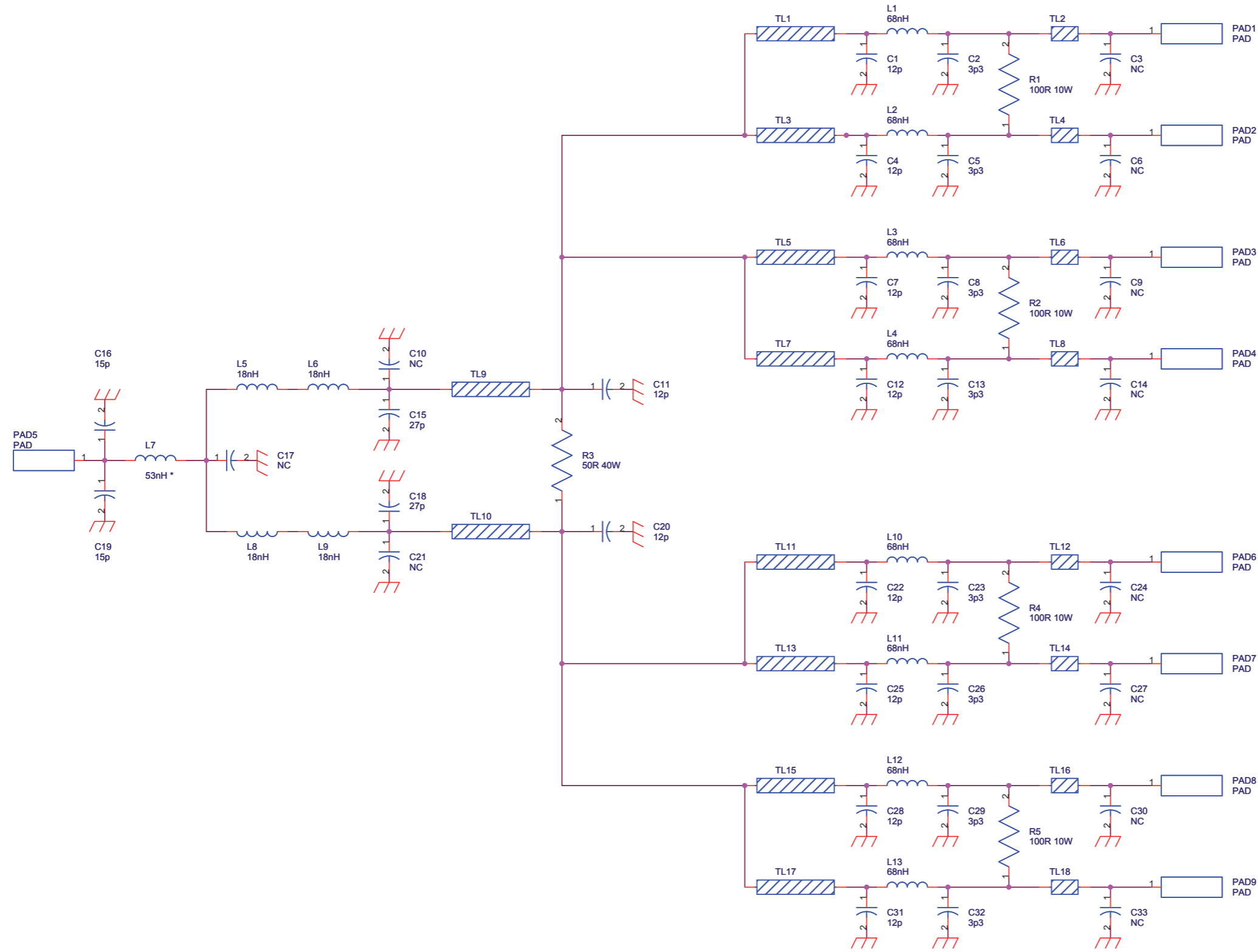
SLPS0424R02V01

Service and fan control Revised: 14/04/2021
 SLPS0424R02V01 Revision: 1.2
 Montagna/Tommasi

Item	Quantity	Reference	Part	Description
1	2	CN1, CN2	CN06BL3.5	Conn. Weidm BL 6 poli passo 3.5mm
2	1	CN3	CN03PS	Conn. 3 poli Mascon
3	1	CN4	CN06KRA	Conn. tipo KRA a 6 poli
4	1	CN5	CN16PD	Conn.M.C.S.Dritto 16P alette.
5	1	CS1	CSPS0424R2	Circuito stampato
6	3	C1, C2, C20	1uF	Cond. SMD 0805
7	11	C3, C4, C10, C11, C15, C16, C17, C18, C19, C21, C23	0.1uF	Cond. SMD 0805
8	5	C5, C6, C7, C8, C9	1nF	Cond. SMD 0805
9	3	C12, C13, C14	10uF/50V	Cond. Elett. SMD d. 5mm
10	1	C22	6,8nF	Cond. SMD 0805
11	4	DL1, DL2, DL3, DL4	LED-G0805	LED Verde SMD 0805
12	1	D1	NC	Doppio Diodo SMD SOT23
13	2	D2, D3	BAV70	Doppio Diodo SMD SOT23
14	6	D4, D5, D6, D7, D8, D9	Z15V	MINIMELF SMD Zener Diode
15	2	D10, D11	Z4V7	MINIMELF SMD Zener Diode
16	3	D12, D14, D16	BAS32	MINIMELF SMD Diode
17	2	D13, D15	12CWQ06FN	Doppio diodo shottky SMD DPAK
18	4	FIX1, FIX2, FIX3, FIX4	FIX35	Foro fissaggio 3.5mm
19	2	FST1, FST2	FASTONCS	Faston da CS p. 5.08
20	12	F1, F2, F4, F5, F6, F7, F8, F9, F10, F11, F12, F13	MF-R250	Fusibile autorip. RXE p5,1mm
21	1	F3	RXE020	Fusibile autorip. RXE p5mm
22	1	J1	JSMD	Pad SMD a saldare
23	3	Q1, Q2, Q3	SI7469DP	P-Channel 80-V (D-S) MOSFET
24	2	Q4, Q5	BCR135	Trans./Res. NPN SOT23
25	2	Q6, Q7	BSS123L	Trans. FET SOT23
26	1	RV1	NC	Trimmer Rg H 3269X SMD
27	1	R1	NC	Res. SMD 1206
28	8	R2, R5, R6, R7, R8, R10, R17, R52	4K70	Res. SMD 0805 1%
29	1	R3	820K0	Res. SMD 0805 1%
30	1	R4	2M20	Res. SMD 0805 1%
31	2	R9, R42	0H0	Res. SMD 0805 1%
32	5	R11, R19, R20, R23, R37	NC	Res. SMD 0805 1%
33	3	R12, R24, R26	100H0	Res. SMD 0805 1%
34	7	R13, R22, R28, R32, R34, R44, R54	10K0	Res. SMD 0805 1%
35	9	R14, R15, R16, R18, R25, R38, R41, R43, R49	1K0	Res. SMD 0805 1%
36	1	R21	820H0	Res. SMD 0805 1%
37	1	R27	100K0	Res. SMD 0805 1%
38	1	R29	75K0	Res. SMD 0805 1%
39	4	R30, R39, R40, R51	33K0	Res. SMD 0805 1%
40	3	R31, R35, R36	200K0	Res. SMD 0805 1%
41	1	R33	5K49	Res. SMD 0805 1%
42	1	R45	3K90	Res. SMD 0805 1%
43	1	R46	1K80	Res. SMD 0805 1%
44	1	R47	2K20	Res. SMD 0805 1%
45	2	R48, R50	1K20	Res. SMD 0805 1%
46	1	R53	330K0	Res. SMD 0805 1%
47	4	TP1, TP2, TP3, TP4	NC	Test point
48	1	U1	74HC4060	Divider SMD SO16
49	1	U2	R-785.0-0.5	Switching SIP3 regulator
50	1	U3	LM358SMD	Dual Op. SMD SO8
51	2	U4, U5	LM393SMD	Dual Comp. SMD SO8



	PRODUCT NAME : PJ5000U-K	PART NAME : 8 WAY SPLITTER FM				
	DESIGNER : M. UCELLI; E. ARIATTI	DATE 21/01/14	REVIS. : 1.0	SCALE 1:1	SIZE A3	PAGE : 1 DI 1
ARCHIVING : "RVRUT" SERVER, "RILASCIATI" FOLDER		PROJECT CODE : 245	DOCUMENT CODE : SLSP0387R01V01			



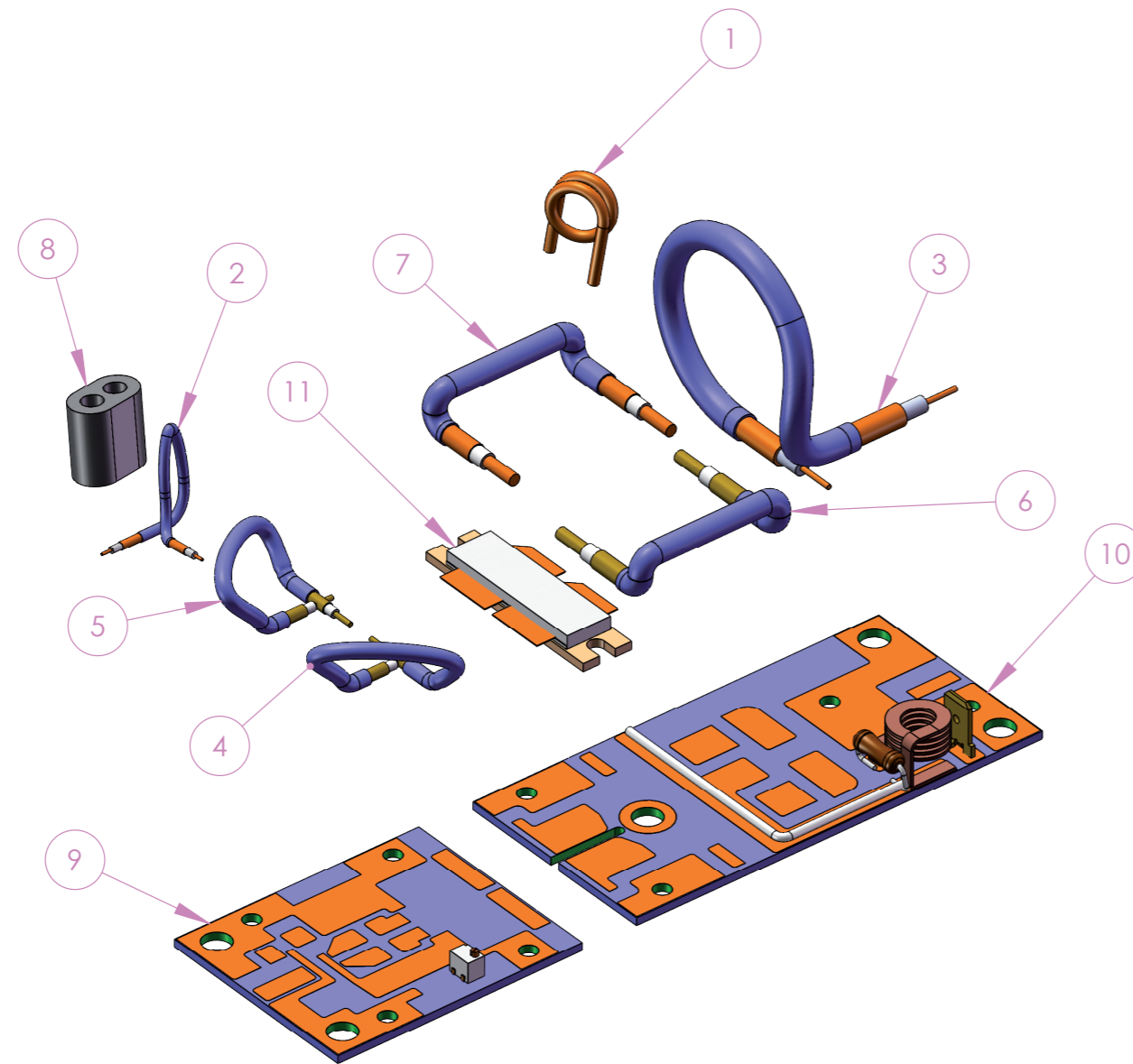
Description: 8 Way Splitter FM		
Designer: M. Ucelli; E. Ariatti	Size: A3	Page: 1 of 1
Part No.: SLSP0387R01V01	Rev. 1.0	Date: 21/01/2014



SLSP0387R01V01

8 Ways Splitter FM
 SLSP0387R01V01
 Revision: 1.0
 21/01/2014
 46
 Mauro Ucelli / E. Ariatti

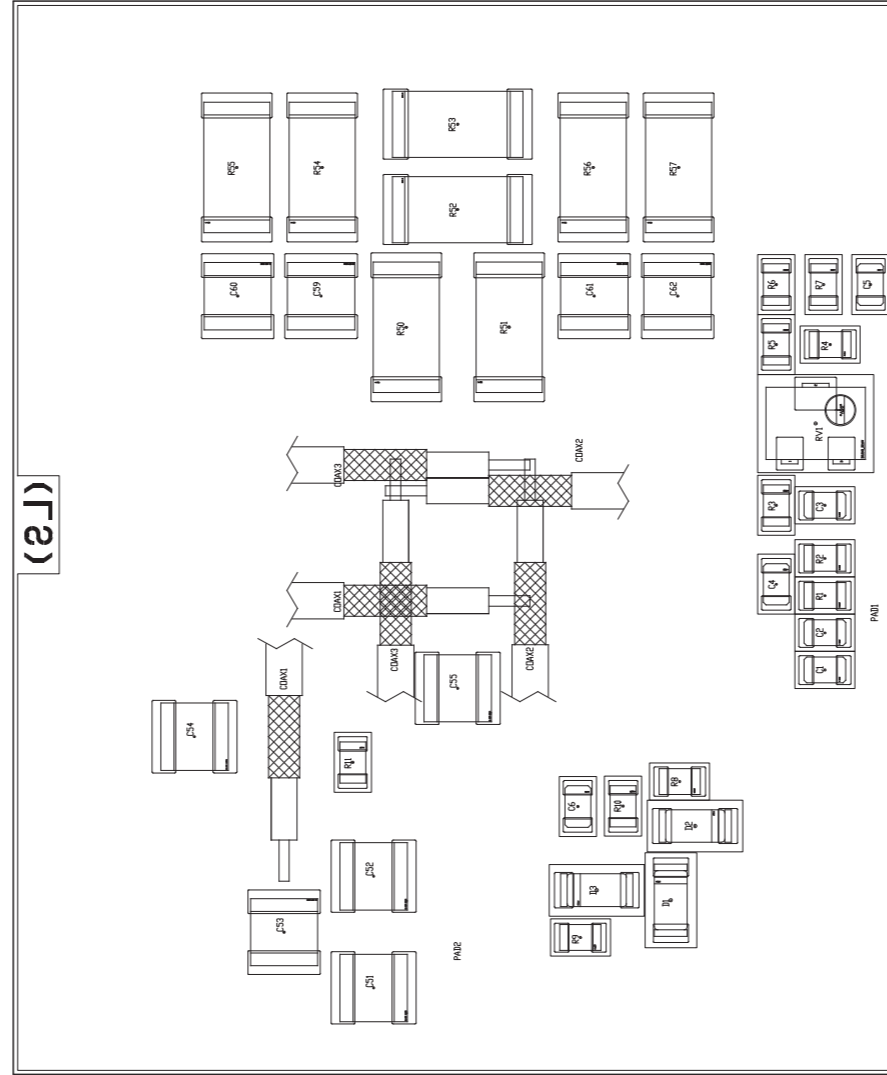
Item	Quantity	Reference	Part	Description
1	1	CS1	CSSP0387R1	Circuito stampato
2	10	C1,C4,C7,C11,C12,C20,C22, C25,C28,C31	12p	Cond. SMD 1212 HQ
3	8	C2,C5,C8,C13,C23,C26,C29, C32	3p3	Cond. SMD 1212 HQ
4	11	C3,C6,C9,C10,C14,C17,C21, C24,C27,C30,C33	NC	Cond. SMD 1212 HQ
5	2	C15,C18	27p	Cond. SMD 1212 HQ
6	2	C16,C19	15p	Cond. SMD 1212 HQ
7	4	FID1,FID2,FID3,FID4	FID	Fiducial CS
8	11	FIX1,FIX2,FIX3,FIX4,FIX5, FIX6,FIX7,FIX8,FIX9,FIX10,FIX11	FIX35	Foro fissaggio 3.5mm
9	8	L1,L2,L3,L4,L10,L11,L12, L13	68nH	Induttanza SMD HQ 2520 (1008)
10	4	L5,L6,L8,L9	18nH	Induttanza SMD HQ 2520 (1008)
11	1	L7	53nH *	4 spire filo rame arg. Φ 1mm, avvolte su Φ 4mm; lunghezza solenoide 5,5mm
12	9	PAD1,PAD2,PAD3,PAD4,PAD5, PAD6,PAD7,PAD8,PAD9	PAD	Pad SMD saldare
13	4	R1,R2,R4,R5	100R 10W	Resistenza KDI 1 fix, 100ohm 10W
14	1	R3	50R 40W	Resistenza KDI 2 fix, 50 ohm 40W
15	10	TL1,TL3,TL5,TL7,TL9,TL10, TL11,TL13,TL15,TL17	TLINE_L	Linea strip CS
16	8	TL2,TL4,TL6,TL8,TL12,	TLINE_S	Linea strip CS



Nr	Codice	Descrizione	Qta.
1	BOB01020155A	BOB.IN ARIA RAME ARG diam2 su diam8 spire 1.5	1
2	CCXS02N0237A	CAVO RG178 50H NON INTESTATO 68MM	1
3	CCXS18N0240A	CAVO RG142 50H NON INTESTATO 149MM	1
4	CCXS26N0238A_DX	CAVO HF086-25-FEP NON INTEST. 92MM	1
5	CCXS26N0238A_SX	CAVO HF086-25-FEP NON INTEST. 92MM	1
6	CCXS27N0239A_DX	CAVO HF141-12-FEP NON INTEST. 100MM	1
7	CCXS27N0239A_SX	CAVO COAX RIGIDO CAVHF141/12/FEP	1
8	FTRBALUN	FER.TOR.BALUN "MHB2-14/8.5/14-4B1"	1
9	SLRF0514R01V01	SEM.SCH.PALLET AMP 800W FM INP.	1
10	SLRF0515R01V01	SEM.SCH.PALLET PA RF 850W SEZ.OUTPUT	1
11	TRNBLF188XR	TRANSISTOR TRNBLF188XR	1

	PROFILE:	DESCRIPTION: SEM.SCH.PALLET AMP 850W FM		
	MATERIAL:	CODE: SL252RF1001	AUTHOR: UT2	
GENERAL TOLERANCE UNI ISO 2768-f	TREATMENT:	DATE: 28/07/2021	PROJECT N.: E&C TYPE: Lavorazione	
			FORMAT: A3	PAGE: 1/1

SLRF0514R01V01



PRODUCT NAME : <>

PART NAME : POWER AMP 850W INPUT SECTION

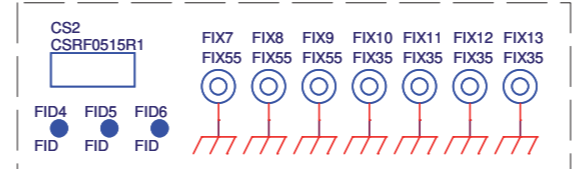
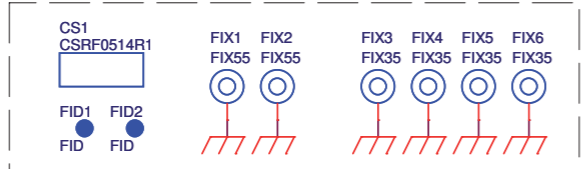
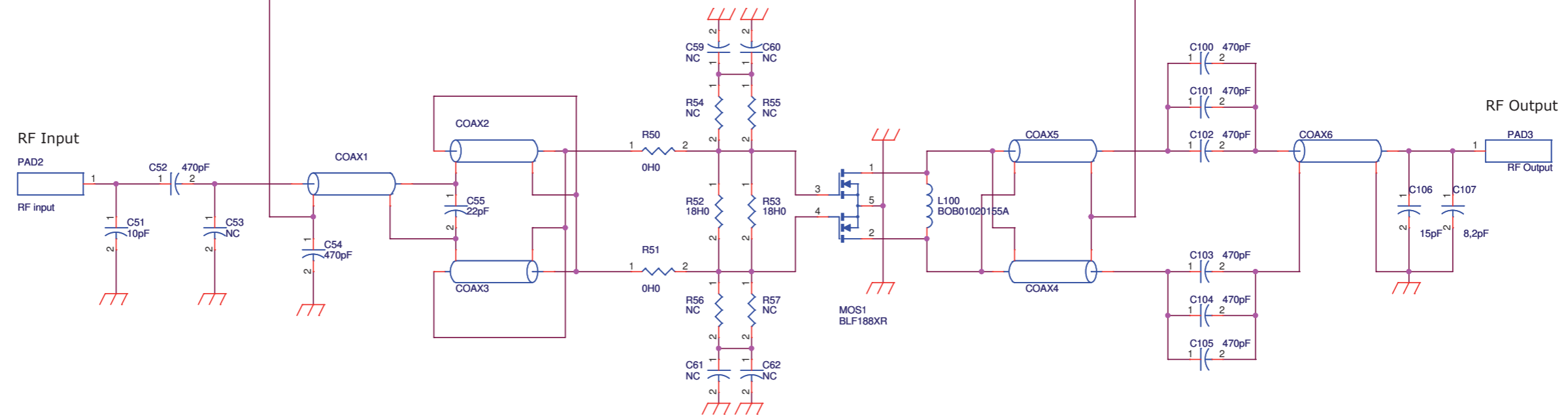
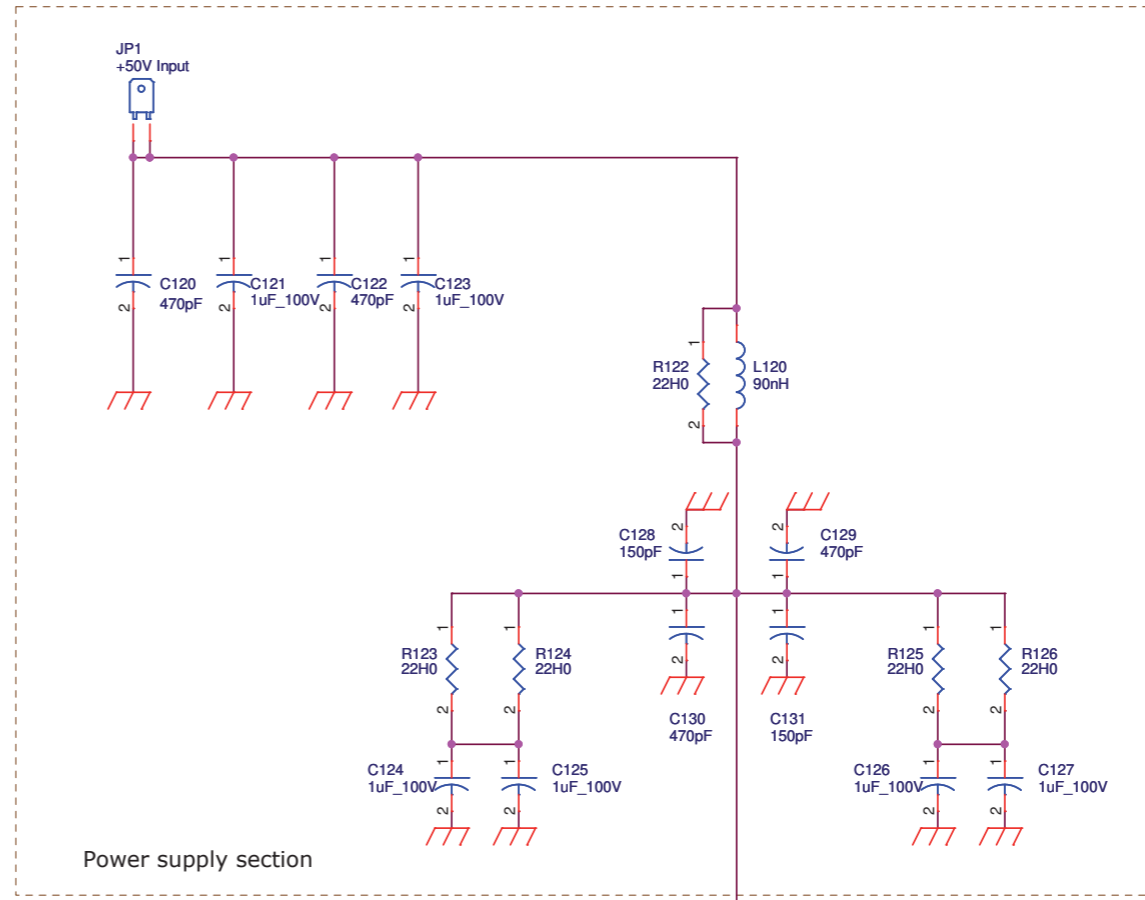
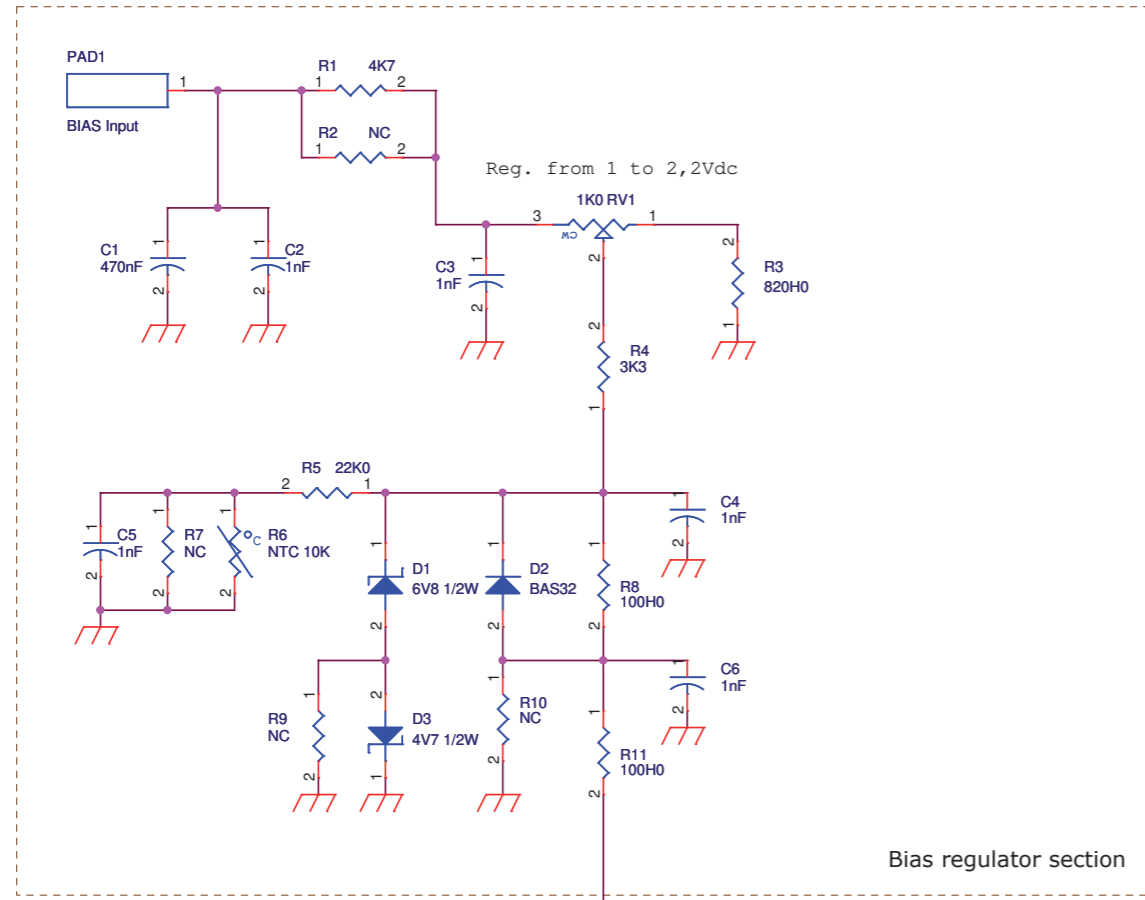
DESIGNER : A. FRANCESCHI

DATE : 10/09/20 REVISION : 1.0 SCALE : 2:1 SIZE : A4 PAGE : 1 DI 1

ARCHIVING : "RVRT" SERVER, "RILASCIATI" FOLDER

PROJECT CODE : 252 DOCUMENT CODE : SL252RF1001_INPUT

SLRF0514R01V01



Description: PALLET FM 800 W BLF188XR		
Designer: A. Franceschi	Size: A3	Page: 1 of 1
Part No.: SL252RF1001	Rev.: 1.0	Date: 10/09/2020

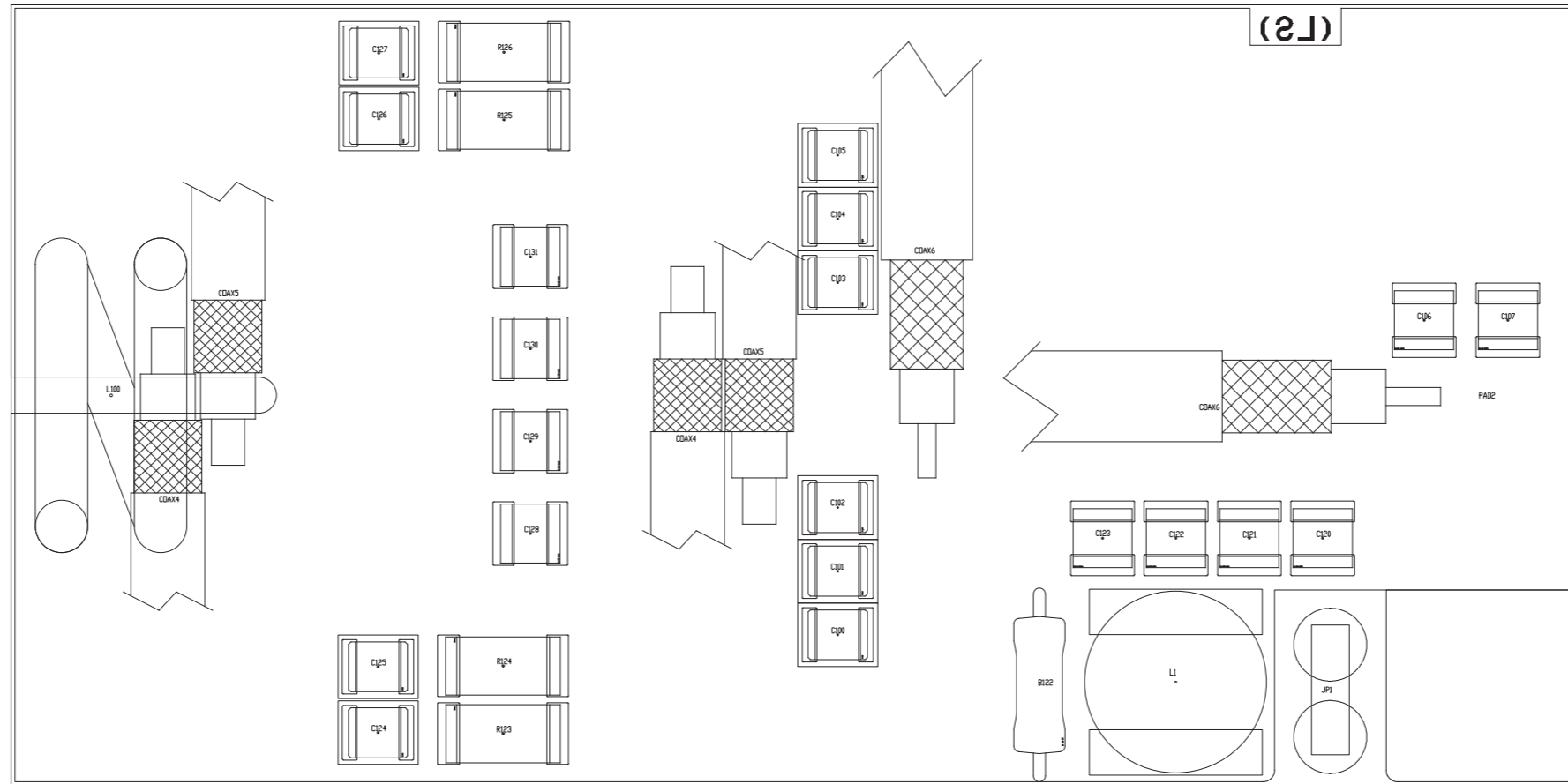


SLRF0514R01V01

PALLET FM 800 W BLF188XR Revised: Thursday, September 10, 2020
 SL252RF1001 Revision: 1.0
 A. Franceschi

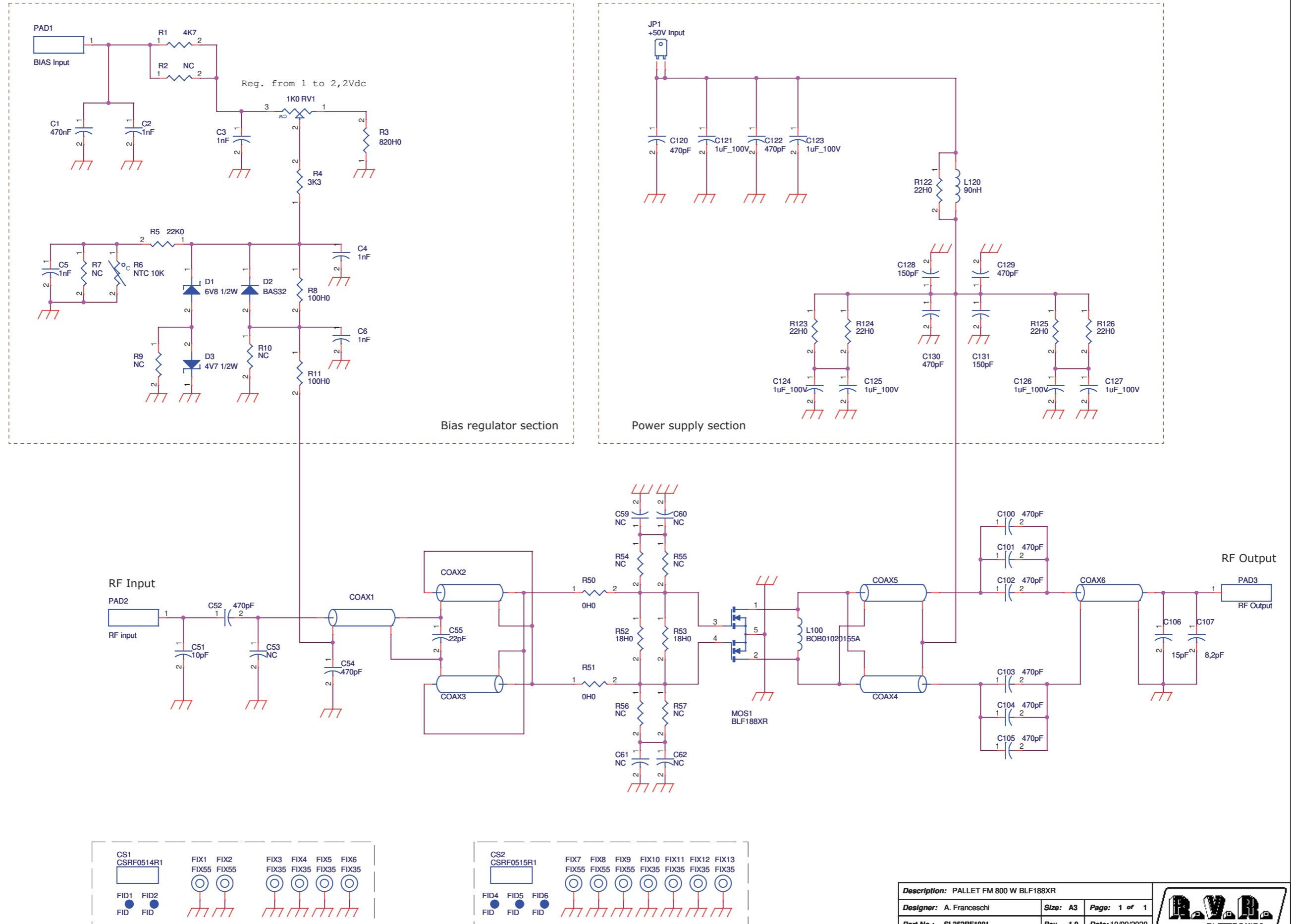
Item	Quantity	Reference	Part	Description
1	1	COAX1	Cable RG178 60mm in binocolo ferrite	Cavo coax
2	2	COAX2, COAX3	Cable HF086/25/FEP - 80mm	Cavo coax
3	2	COAX4, COAX5	Cable HF141/12/FEP - 80mm	Cavo coax
4	1	COAX6	Cable RG142/50 - 125mm	Cavo coax
5	1	CS1	CSRF0514R1	Printed Circuit board
6	1	CS2	CSRF0515R1	Printed Circuit board
7	1	C1	470nF	0805 SMD capacitor
8	5	C2, C3, C4, C5, C6	1nF	0805 COG SMD capacitor
9	1	C51	10pF	1212 HQ SMD capacitor
10	2	C52, C54	470pF	1212 HQ SMD capacitor
11	5	C53, C59, C60, C61, C62	NC	1212 HQ SMD capacitor
12	1	C55	22pF	1212 HQ SMD capacitor
13	10	C100, C101, C102, C103, C104, C105, C120, C122, C129, C130	470pF	1212 HQ SMD capacitor
14	1	C106	15pF	1212 HQ SMD capacitor
15	1	C107	8,2pF	1212 HQ SMD capacitor
16	6	C121, C123, C124, C125, C126, C127	1uF_100V	1210 SMD Ceramic Capacitor
17	2	C128, C131	150pF	1212 HQ SMD capacitor
18	1	D1	6V8 1/2W	MINIMELF SMD Zener Diode
19	1	D2	BAS32	MINIMELF SMD Diode
20	1	D3	4V7 1/2W	MINIMELF SMD Zener Diode
21	5	FID1, FID2, FID4, FID5, FID6	FID	PCB fiducial
22	5	FIX1, FIX2, FIX7, FIX8, FIX9	FIX55	6mm Fixing hole
23	8	FIX3, FIX4, FIX5, FIX6, FIX10, FIX11, FIX12, FIX13	FIX35	3.5mm Fixing hole
24	1	JP1	+50V Input	PCB faston p. 5.08
25	1	L100	BOB01020155A	Cylindrical Inductor
26	1	L120	90nH	Cylindrical Inductor
27	1	MOS1	BLF188XR	PP Power mosfet RF
28	1	PAD1	BIAS Input	SMD pad
29	1	PAD2	RF input	SMD pad
30	1	PAD3	RF Output	SMD pad
31	1	RV1	1K0	Trimm. multi SMD PVG5 Murata 3224W Bourns
32	1	R1	4K7	0805 1% SMD res.
33	4	R2, R7, R9, R10	NC	0805 1% SMD res.
34	1	R3	820H0	0805 1% SMD res.
35	1	R4	3K3	0805 1% SMD res.
36	1	R5	22K0	0805 1% SMD res.
37	1	R6	NTC 10K	NTC resistor pitch 5mm
38	2	R8, R11	100H0	0805 1% SMD res.
39	2	R50, R51	0H0	2512 5% SMD res.
40	2	R52, R53	18H0	2512 5% SMD res.
41	4	R54, R55, R56, R57	NC	2512 5% SMD res.
42	1	R122	22H0	2W resistor
43	4	R123, R124, R125, R126	22H0	2512 5% SMD res.

SLRF0515R01V01



PRODUCT NAME : <>	PART NAME : POWER AMP 850W OUTPUT SECTION
DESIGNER : A. FRANCESCHI	DATE : 10/09/20
ARCHIVING : "RVRUT" SERVER, "RILASCIATI" FOLDER	REVISION : 1.0
	SCALE : 2:1
	SIZE : A4
	PAGE : 1
	DI : 1
	DOCUMENT CODE : SL252RF1001_OUTPUT
	PROJECT CODE : 252

SLRF0515R01V01



Description: PALLET FM 800 W BLF188XR		
Designer: A. Franceschi	Size: A3	Page: 1 of 1
Part No.: SL252RF1001	Rev. 1.0	Date: 10/09/2020

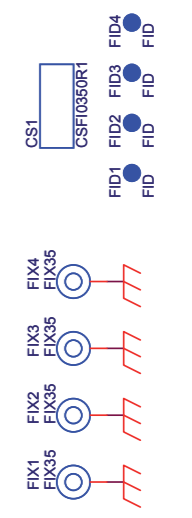
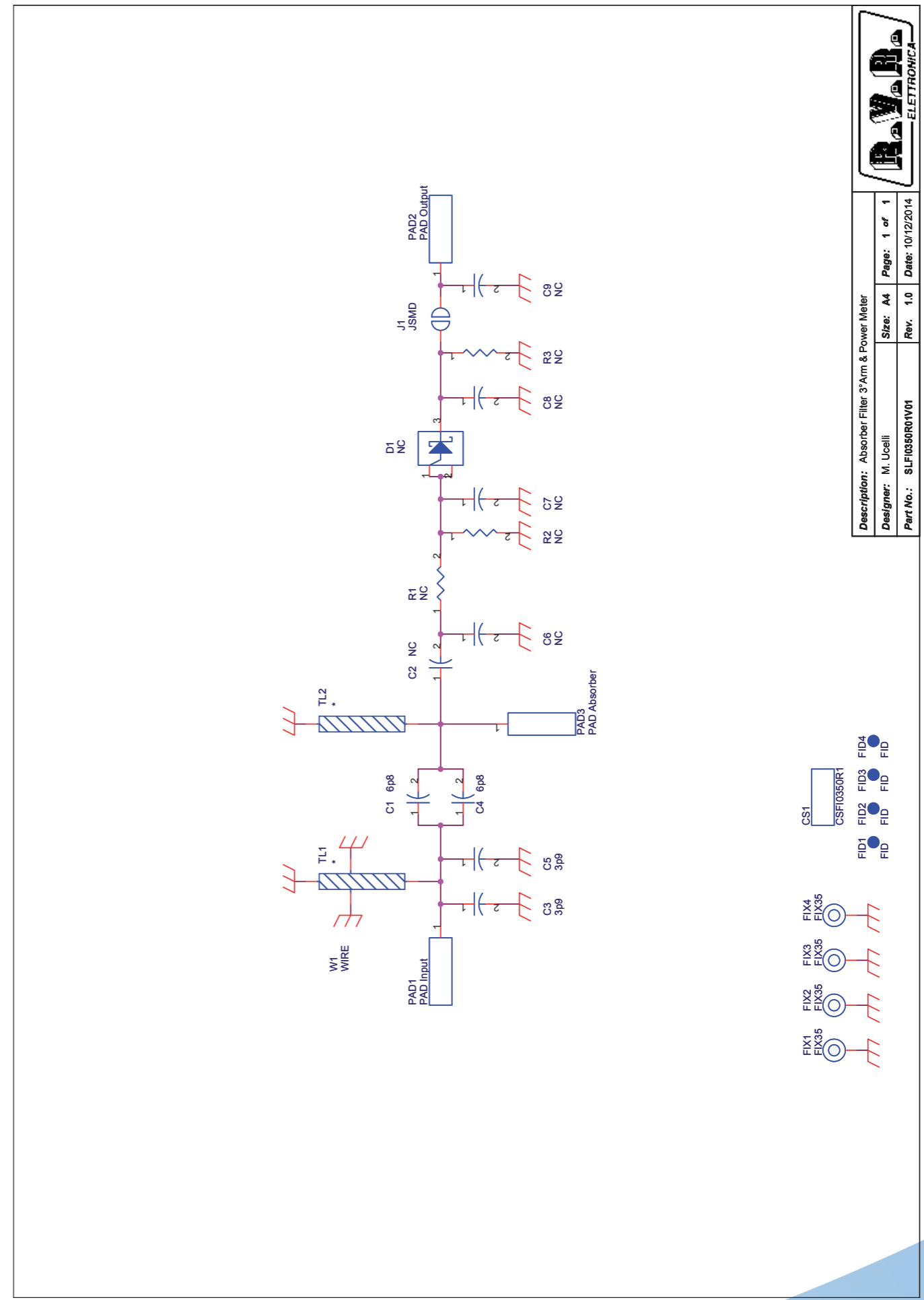



SLRF0515R01V01

PALLET FM 800 W BLF188XR Revised: Thursday, September 10, 2020
 SL252RF1001 Revision: 1.0
 A. Franceschi

Item	Quantity	Reference	Part	Description
1	1	COAX1	Cable RG178 60mm in binocolo ferrite	Cavo coax
2	2	COAX2, COAX3	Cable HF086/25/FEP - 80mm	Cavo coax
3	2	COAX4, COAX5	Cable HF141/12/FEP - 80mm	Cavo coax
4	1	COAX6	Cable RG142/50 - 125mm	Cavo coax
5	1	CS1	CSRF0514R1	Printed Circuit board
6	1	CS2	CSRF0515R1	Printed Circuit board
7	1	C1	470nF	0805 SMD capacitor
8	5	C2, C3, C4, C5, C6	1nF	0805 COG SMD capacitor
9	1	C51	10pF	1212 HQ SMD capacitor
10	2	C52, C54	470pF	1212 HQ SMD capacitor
11	5	C53, C59, C60, C61, C62	NC	1212 HQ SMD capacitor
12	1	C55	22pF	1212 HQ SMD capacitor
13	10	C100, C101, C102, C103, C104, C105, C120, C122, C129, C130	470pF	1212 HQ SMD capacitor
14	1	C106	15pF	1212 HQ SMD capacitor
15	1	C107	8,2pF	1212 HQ SMD capacitor
16	6	C121, C123, C124, C125, C126, C127	1uF_100V	1210 SMD Ceramic Capacitor
17	2	C128, C131	150pF	1212 HQ SMD capacitor
18	1	D1	6V8 1/2W	MINIMELF SMD Zener Diode
19	1	D2	BAS32	MINIMELF SMD Diode
20	1	D3	4V7 1/2W	MINIMELF SMD Zener Diode
21	5	FID1, FID2, FID4, FID5, FID6	FID	PCB fiducial
22	5	FIX1, FIX2, FIX7, FIX8, FIX9	FIX55	6mm Fixing hole
23	8	FIX3, FIX4, FIX5, FIX6, FIX10, FIX11, FIX12, FIX13	FIX35	3.5mm Fixing hole
24	1	JP1	+50V Input	PCB faston p. 5.08
25	1	L100	BOB01020155A	Cylindrical Inductor
26	1	L120	90nH	Cylindrical Inductor
27	1	MOS1	BLF188XR	PP Power mosfet RF
28	1	PAD1	BIAS Input	SMD pad
29	1	PAD2	RF input	SMD pad
30	1	PAD3	RF Output	SMD pad
31	1	RV1	1K0	Trimm. multi SMD PVG5 Murata 3224W Bourns
32	1	R1	4K7	0805 1% SMD res.
33	4	R2, R7, R9, R10	NC	0805 1% SMD res.
34	1	R3	820H0	0805 1% SMD res.
35	1	R4	3K3	0805 1% SMD res.
36	1	R5	22K0	0805 1% SMD res.
37	1	R6	NTC 10K	NTC resistor pitch 5mm
38	2	R8, R11	100H0	0805 1% SMD res.
39	2	R50, R51	0H0	2512 5% SMD res.
40	2	R52, R53	18H0	2512 5% SMD res.
41	4	R54, R55, R56, R57	NC	2512 5% SMD res.
42	1	R122	22H0	2W resistor
43	4	R123, R124, R125, R126	22H0	2512 5% SMD res.

SLFI0350R01V01



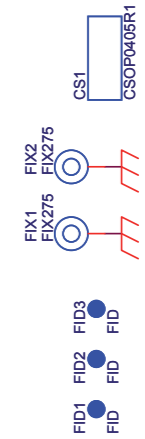
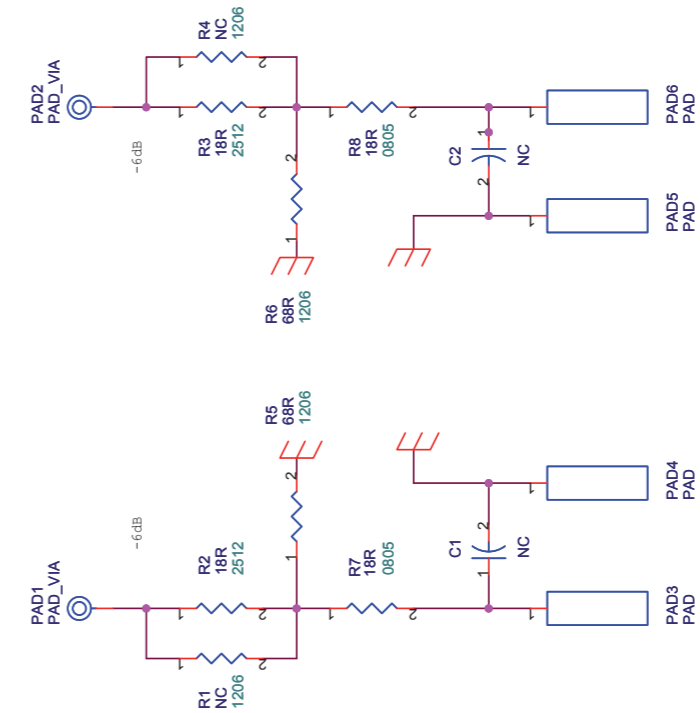
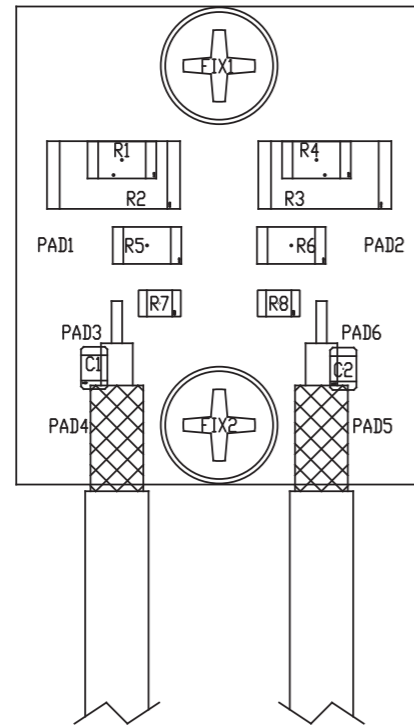
Description: Absorber Filter 3'Arm & Power Meter	
Designer: M. Ucelli	Size: A4
Part No.: SLFI0350R01V01	Page: 1 of 1
	Date: 10/12/2014
	Rev. 1.0

SLFI0350R01V01

Absorber Filter 3°Arm & Power Meter
 SLFI0350R01V01
 Revision: 1.0
 Mauro Ucelli
 12/10/14

Item	Quantity	Reference	Part	Description
1	1	CS1	CSFI0350R1	Circuito stampato
2	2	C1,C4	6p8	Cond. SMD 1212 HQ
3	3	C2,C6,C7	NC	Cond. SMD 1212 HQ
4	2	C3,C5	3p9	Cond. SMD 1212 HQ
5	2	C8,C9	NC	Cond. SMD 0805 COG
6	1	D1	NC	
7	4	FID1,FID2,FID3,FID4	FID	Fiducial CS
8	4	FIX1,FIX2,FIX3,FIX4	FIX35	Foro fissaggio 3.5mm
9	1	J1	JSMD	Pad SMD a saldare
10	1	PAD1	PAD Input	Pad SMD saldare
11	1	PAD2	PAD Output	Pad SMD saldare
12	1	PAD3	PAD Absorber	Pad SMD saldare
13	2	R1,R2	NC	Res. SMD 2512 1%
14	1	R3	NC	Res. SMD 0805
15	2	TL1,TL2	*	Linea strip CS
16	1	W1	WIRE	Filo a saldare diam 1mm

SLOP0405R01V01



Description: FWD-RFL
 Designer: Ucelli/Montagna
 Part No.: SLOP0405R01V01
 Size: A4
 Page: 1 of 1
 Rev: 1.1
 Date: 05/07/2017

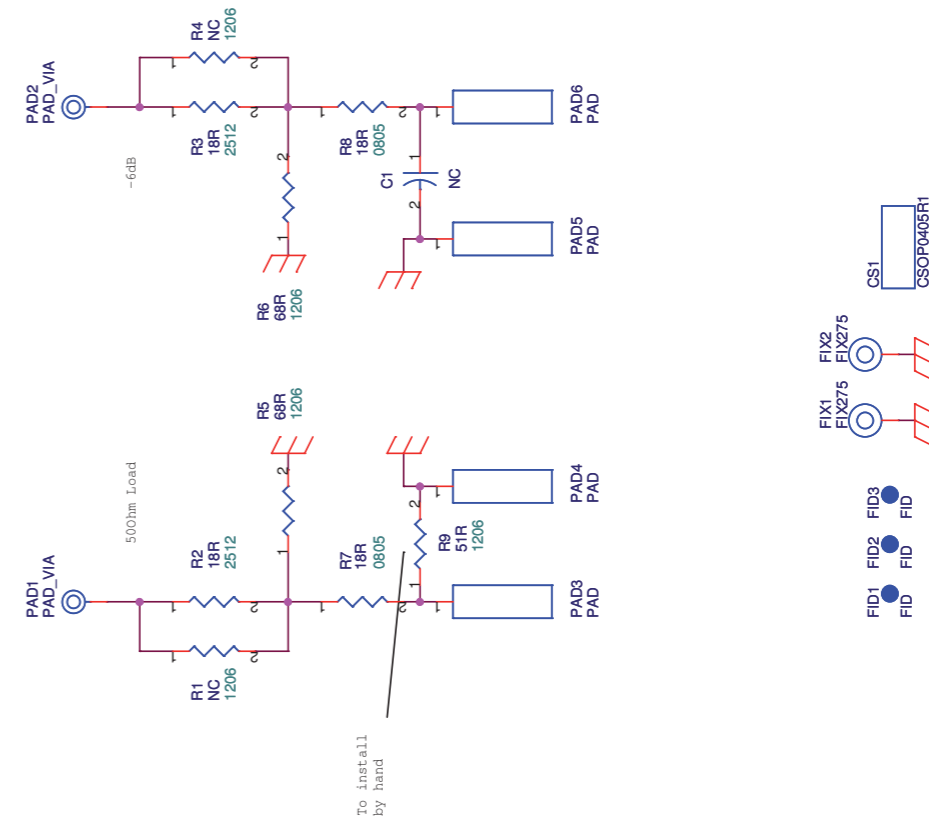
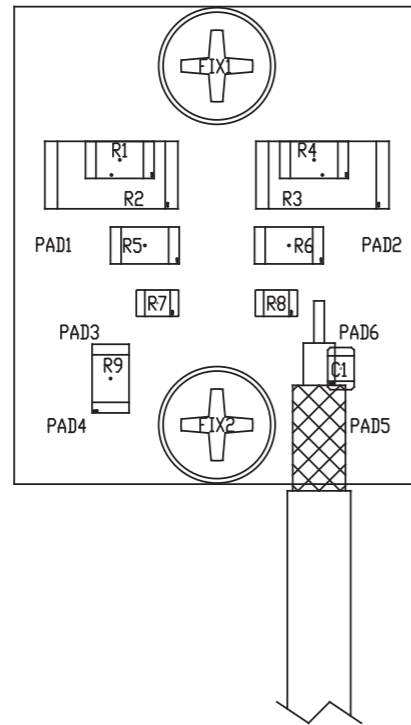
	PRODUCT NAME : ATVCA2K0LU	PART NAME : FWD-RFL AMP TV SENSOR CARD				
	DESIGNER : E. MONTAGNA	DATE : 21/08/14	REVISION : 1.0	SCALE : 3:1	SIZE : A4	PAGE : 1 DI 1
ARCHIVING : 'RVRUT' SERVER, 'RILASCIATI' FOLDER	PROJECT CODE : 190	DOCUMENT CODE : SLOP0405R01V01				

SLOP0405R01V01

FWD-RFL Revised: 05/07/2017
 SLOP0405R01V01 Revision: 1.1
 Ucelli/Montagna

Item	Quantity	Reference	Part	Description
1	1	CS1	CSOP0405R1	Circuito stampato
2	2	C1,C2	NC	Cond. SMD 0805
3	3	FID1,FID2,FID3	FID	Fiducial CS
4	2	FIX1,FIX2	FIX275	Foro fissaggio 3mm
5	2	PAD1,PAD2	PAD_VIA	Pad Via
6	4	PAD3,PAD4,PAD5,PAD6	PAD	Pad SMD saldare
7	2	R1,R4	NC	Res. SMD 1206
8	2	R2,R3	18R	Res. SMD 2512 1%
9	2	R5,R6	68R	Res. SMD 1206
10	2	R7,R8	18R	Res. SMD 0805

SLOP0405R01V02



Description: Monitor
 Designer: Mauro Ucelli
 Part No.: SLOP0405R01V02
 Size: A4
 Pages: 1 of 1
 Rev: 1.1
 Date: 05/07/2017

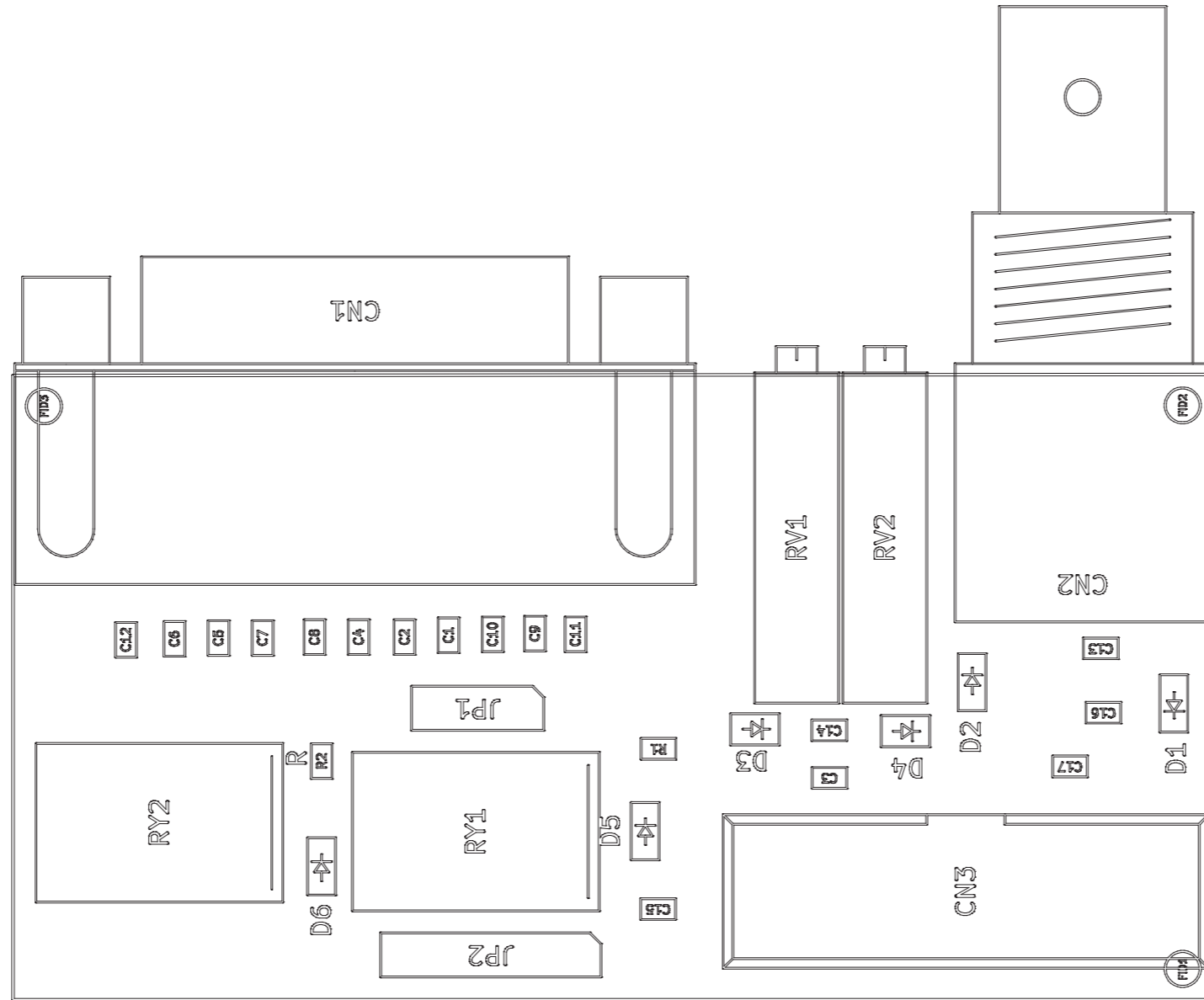
	PRODUCT NAME : ATVCA2K0LU	PART NAME : MONITOR AMP TV SENSOR CARD			
	DESIGNER : E. MONTAGNA	DATE : 21/08/014	REVISION : 1.0	SCALE : 3:1	SIZE : A4
ARCHIVING : *RVRUT* SERVER, *RILASCIATI* FOLDER	PROJECT CODE : 190	DOCUMENT CODE : SLOP0405R01V02			

SLOP0405R01V02

Monitor Revised: 05/07/2017
 SLOP0405R01V02 Revision: 1.1
 Mauro Ucelli

Item	Quantity	Reference	Part	Description
1	1	CS1	CSOP0405R1	Circuito stampato
2	1	C1	NC	Cond. SMD 0805
3	3	FID1,FID2,FID3	FID	Fiducial CS
4	2	FIX1,FIX2	FIX275	Foro fissaggio 3mm
5	2	PAD1,PAD2	PAD_VIA	Pad Via
6	4	PAD3,PAD4,PAD5,PAD6	PAD	Pad SMD saldare
7	2	R1,R4	NC	Res. SMD 1206
8	2	R2,R3	18R	Res. SMD 2512 1%
9	2	R5,R6	68R	Res. SMD 1206
10	2	R7,R8	18R	Res. SMD 0805
11	1	R9	51R	Res. SMD 1206

SLTL0509R01V01

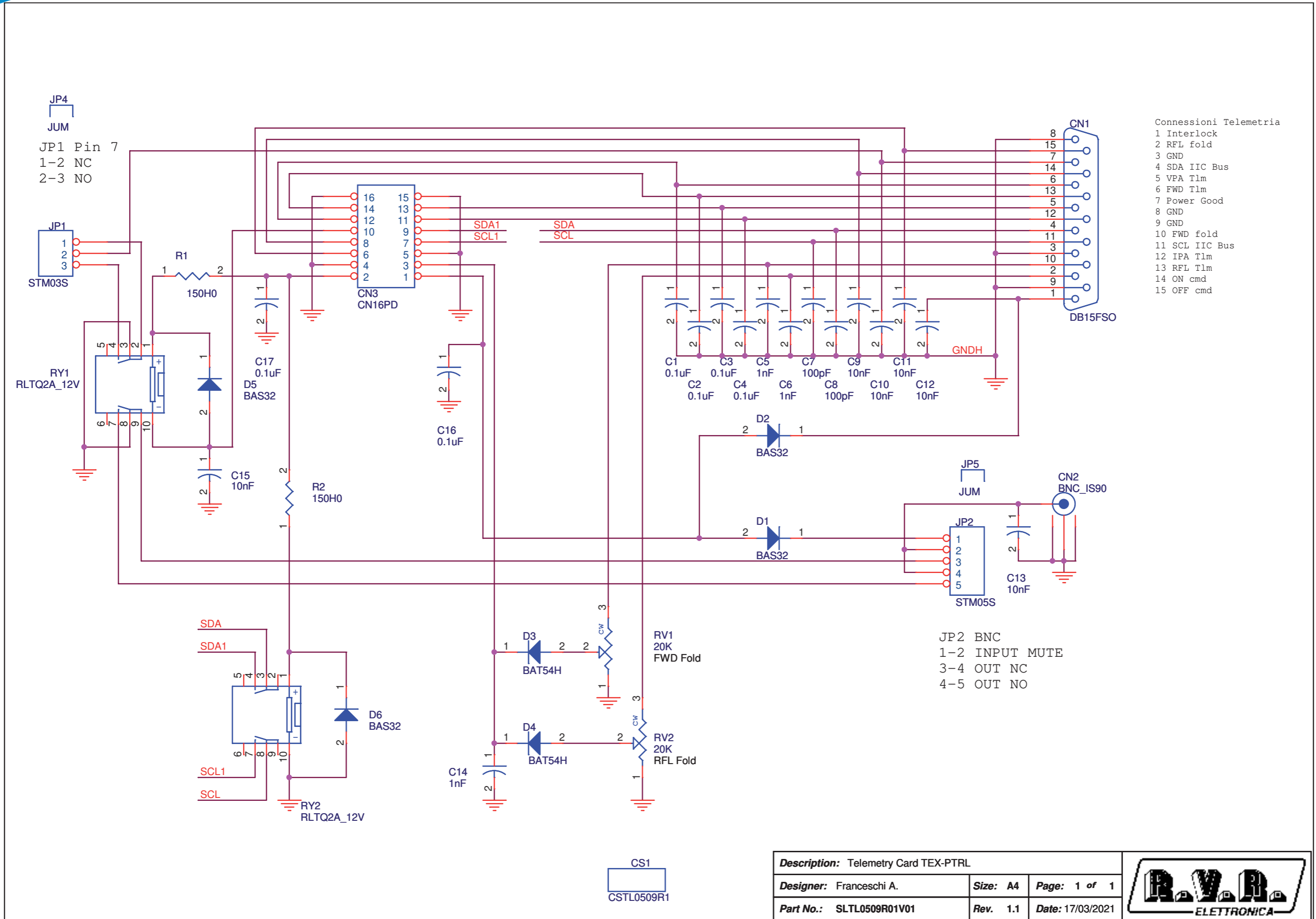


PRODUCT NAME : TEX-TFT
 DESIGNER : FRANCESCHI A.
 ARCHIVING : 'RVRUT' SERVER, 'RILASCIATI' FOLDER

PART NAME : TELEMETRY CARD
 DATE : 22/06/20
 REVISION : 1.0
 SCALE : 2:1
 SIZE : A4

PAGE : 1
 DI : 1

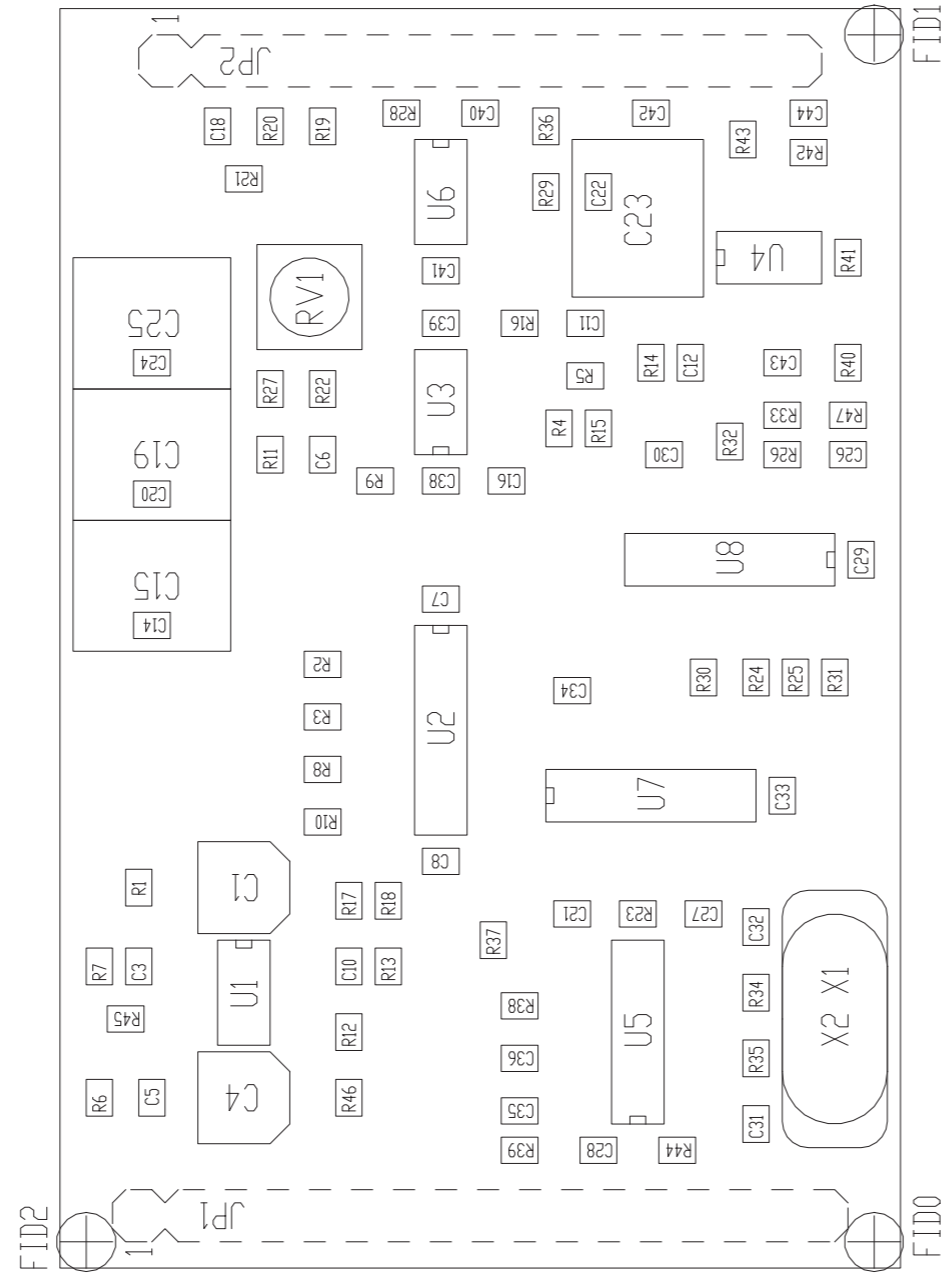
DOCUMENT CODE : SLTL0509R01V**



SLTL0509R01V01

Telemetry Card TEX-PTRL Revised: 17/03/2021
 SLTL0509R01V01 Revision: 1.1
 Franceschi A.

Item	Quantity	Reference	Part	Description
1	1	CN1	DB15FSO	DB15 fem. PCB 90° conn.
2	1	CN2	BNC_IS90	Metal BNC conn. 90°
3	1	CN3	CN16PD	16 way pcb conn. with holder
4	1	CS1	CSTL0509R1	Printed Circuit board
5	6	C1, C2, C3, C4, C16, C17	0.1uF	0805 SMD capacitor
6	3	C5, C6, C14	1nF	0805 SMD capacitor
7	2	C7, C8	100pF	0805 SMD capacitor
8	6	C9, C10, C11, C12, C13, C15	10nF	0805 SMD capacitor
9	4	D1, D2, D5, D6	BAS32	MINIMELF SMD Diode
10	2	D3, D4	BAT54H	SOD123F SMD Diode
11	1	JP1	STM03S	Male strip 3 pin
12	1	JP2	STM05S	Male strip 5 pin
13	2	JP4, JP5	JUM	Jumper
14	2	RV1, RV2	20K	Trimmer Rg H 3006
15	2	RY1, RY2	RLTQ2A_12V	TQ2 relay
16	2	R1, R2	150H0	0805 SMD res.



PRODUCT NAME : SERED CODER

DESIGNER : FRANCESCHI A.

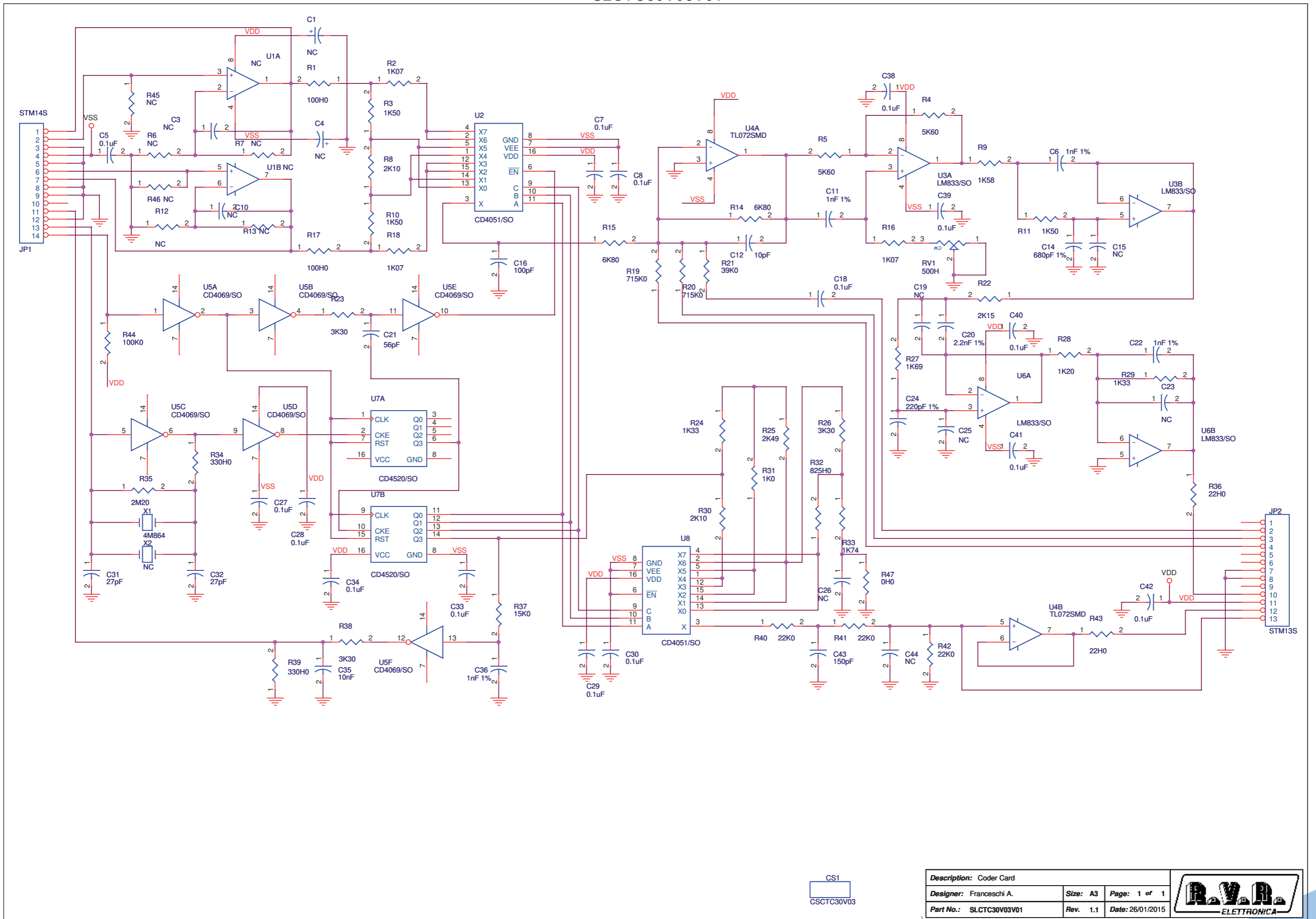
ARCHIVING : "RVRUT" SERVER, "RILASCIATI" FOLDER

PART NAME : CTC30 CODER CARD

DATE : 26/01/15 REVISION : 1.0 SCALE : 2:1 SIZE : A4 PAGE : 1 DI 1

PROJECT CODE : - DOCUMENT CODE : SLCTC30V03V**

SLCTC30V03V01



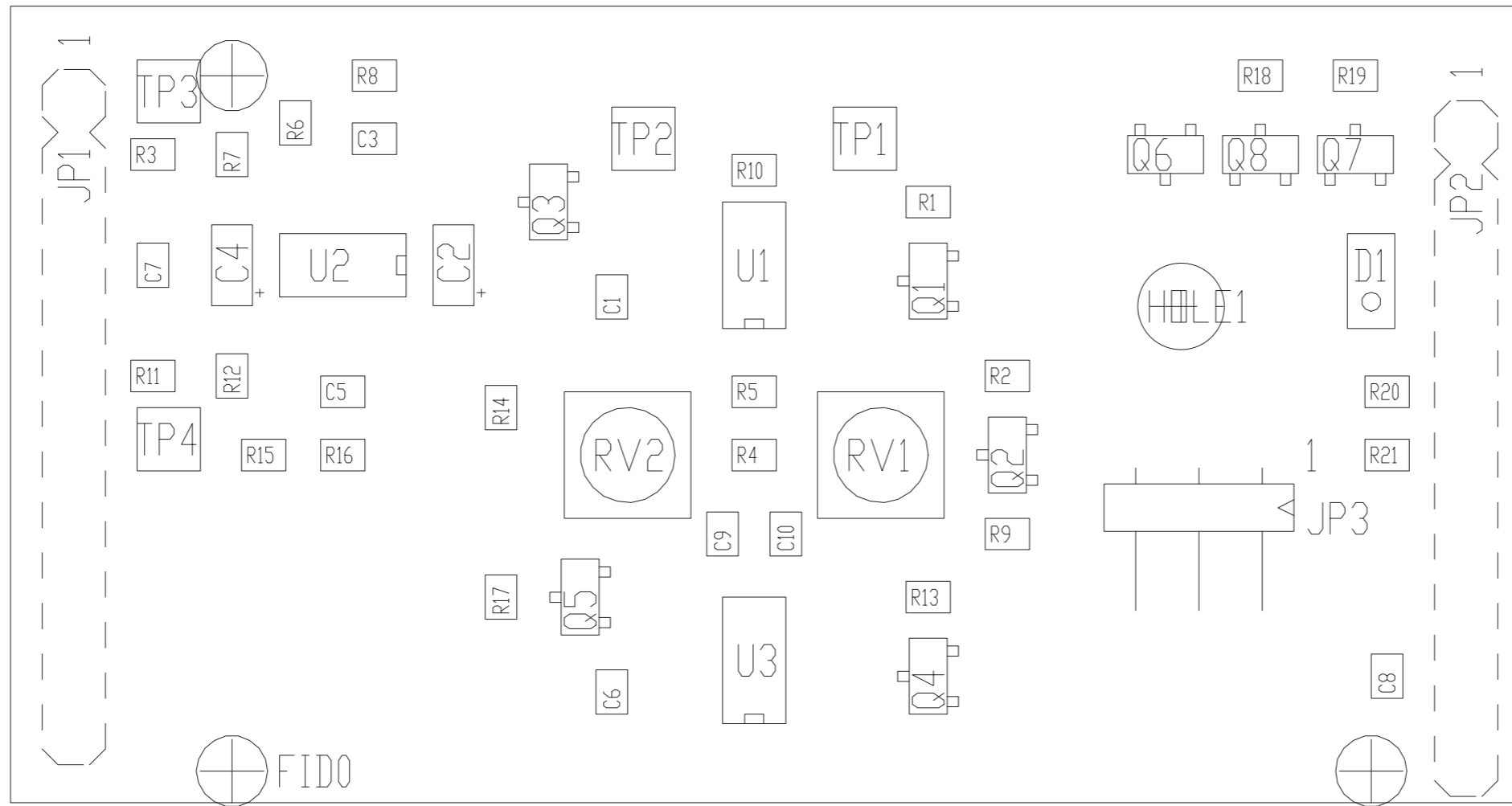
Description: Coder Card			
Designer: Franceschi A.	Size: A3	Page: 1 of 1	
Part No.: SLCTC30V03V01	Rev. 1.1	Date: 26/01/2015	

SLCTC30V03V01

Coder Card Revised: 26/01/2015
 SLCTC30V03V01 Revision: 1.1
 Franceschi A.

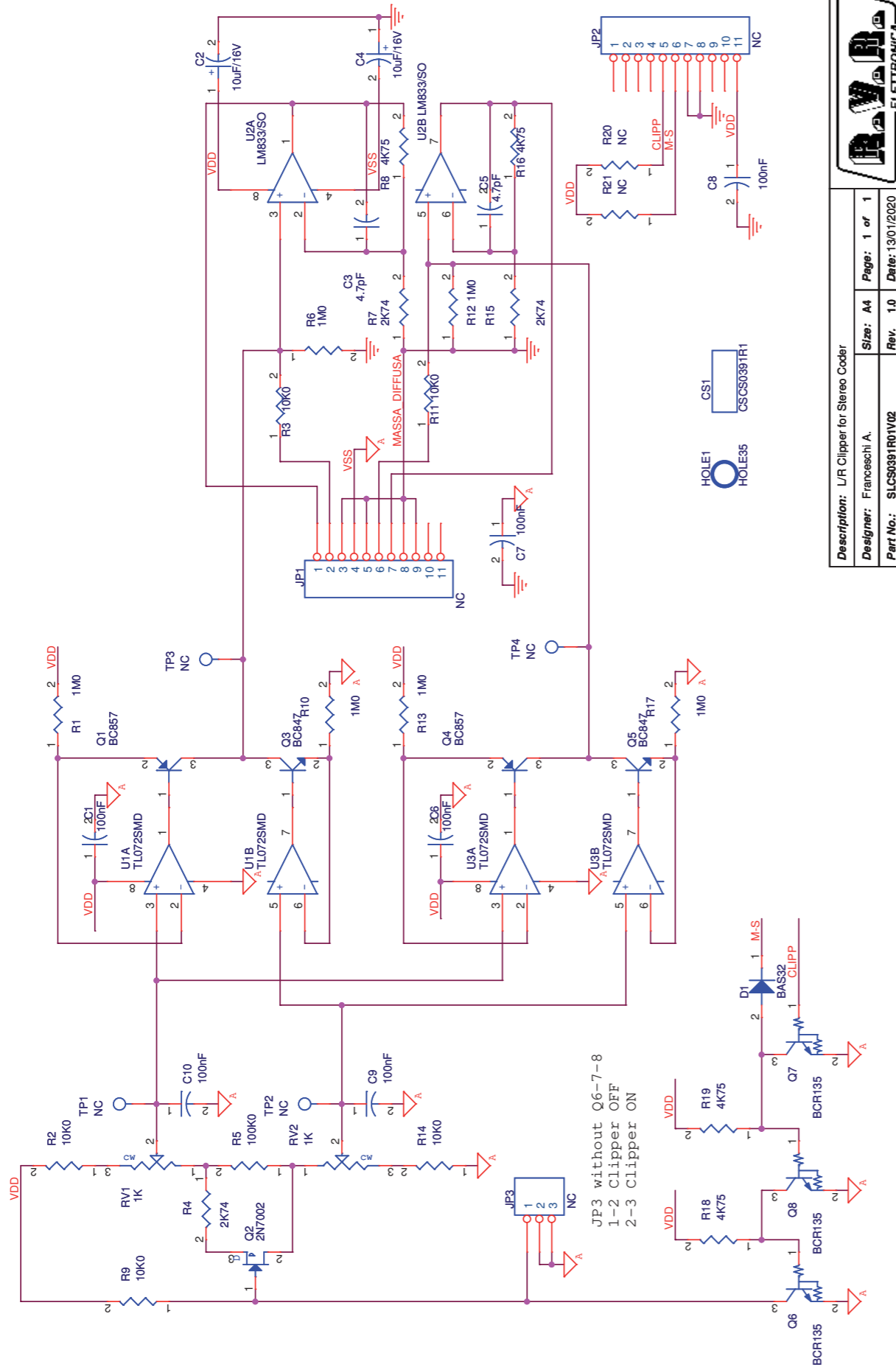
Item	Quantity	Reference	Part	Description
1	1	C51	CSCTC30V03	Circuito stampato
2	2	C1,C4	NC	Cond. Elett. SMD d. 4mm
3	3	C3,C10,C26	NC	Cond. SMD 0805
4	15	C5,C7,C8,C18,C27,C28,C29, C30,C33,C34,C38,C39,C40, C41,C42	0.1uF	Cond. SMD 0805
5	4	C6,C11,C22,C36	1nF 1%	Cond. SMD 0805 COG
6	1	C12	10pF	Cond. SMD 0805
7	1	C14	680pF 1%	Cond. SMD 0805 COG
8	4	C15,C19,C23,C25	NC	Cond. Poliestere p 5mm (5*7mm)
9	1	C16	100pF	Cond. SMD 0805
10	1	C20	2.2nF 1%	Cond. SMD 0805 COG
11	1	C21	56pF	Cond. SMD 0805
12	1	C24	220pF 1%	Cond. SMD 0805 COG
13	2	C31,C32	27pF	Cond. SMD 0805
14	1	C35	10nF	Cond. SMD 0805
15	1	C43	150pF	Cond. SMD 0805
16	1	C44	NC	Cond. SMD 0805
17	1	JP1	STM14S	Strip maschio 14 pin
18	1	JP2	STM13S	Strip maschio 13 pin
19	1	RV1	500H	Trimmer SMD
20	2	R1,R17	100H0	Res. SMD 0805
21	3	R2,R16,R18	1K07	Res. SMD 0805
22	3	R3,R10,R11	1K50	Res. SMD 0805
23	2	R4,R5	5K60	Res. SMD 0805
24	6	R6,R7,R12,R13,R45,R46	NC	Res. SMD 0805
25	2	R8,R30	2K10	Res. SMD 0805
26	1	R9	1K58	Res. SMD 0805
27	2	R14,R15	6K80	Res. SMD 0805
28	2	R19,R20	715K0	Res. SMD 0805
29	1	R21	39K0	Res. SMD 0805
30	1	R22	2K15	Res. SMD 0805
31	3	R23,R26,R38	3K30	Res. SMD 0805
32	2	R24,R29	1K33	Res. SMD 0805
33	1	R25	2K49	Res. SMD 0805
34	1	R27	1K69	Res. SMD 0805
35	1	R28	1K20	Res. SMD 0805
36	1	R31	1K0	Res. SMD 0805
37	1	R32	825H0	Res. SMD 0805
38	1	R33	1K74	Res. SMD 0805
39	2	R34,R39	330H0	Res. SMD 0805
40	1	R35	2M20	Res. SMD 0805
41	2	R36,R43	22H0	Res. SMD 0805
42	1	R37	15K0	Res. SMD 0805

43	3	R40,R41,R42	22K0	Res. SMD 0805
44	1	R44	100K0	Res. SMD 0805
45	1	R47	0H0	Res. SMD 0805
46	1	U1	NC	Dual Op. SMD SO8
47	2	U2,U8	CD4051/SO	Analog Switch SMD SO16
48	2	U3,U6	LM833/SO	Dual Op. SMD SO8
49	1	U4	TL072SMD	Dual Op. SMD SO8
50	1	U5	CD4069/SO	Hex inverter SO14
51	1	U7	CD4520/SO	Dual binary counter
52	1	X1	4M864	Quarzo SMD HC49SMD
53	1	X2	NC	Quarzo HC18



PRODUCT NAME : TEX-TFT	PART NAME : L/R Clipper for Stereo Coder
DESIGNER : FRANCESCHI A.	DATE : 13/01/20
ARCHIVING : "RVRUT" SERVER, "RILASCIATI" FOLDER	REVISION : 1.0
	SCALE : 1:1
	SIZE : A4
	PAGE : 1
	DI : 1
	PROJECT CODE : 252
	DOCUMENT CODE : SLCS0391R01V**

SLCS0391R01V02



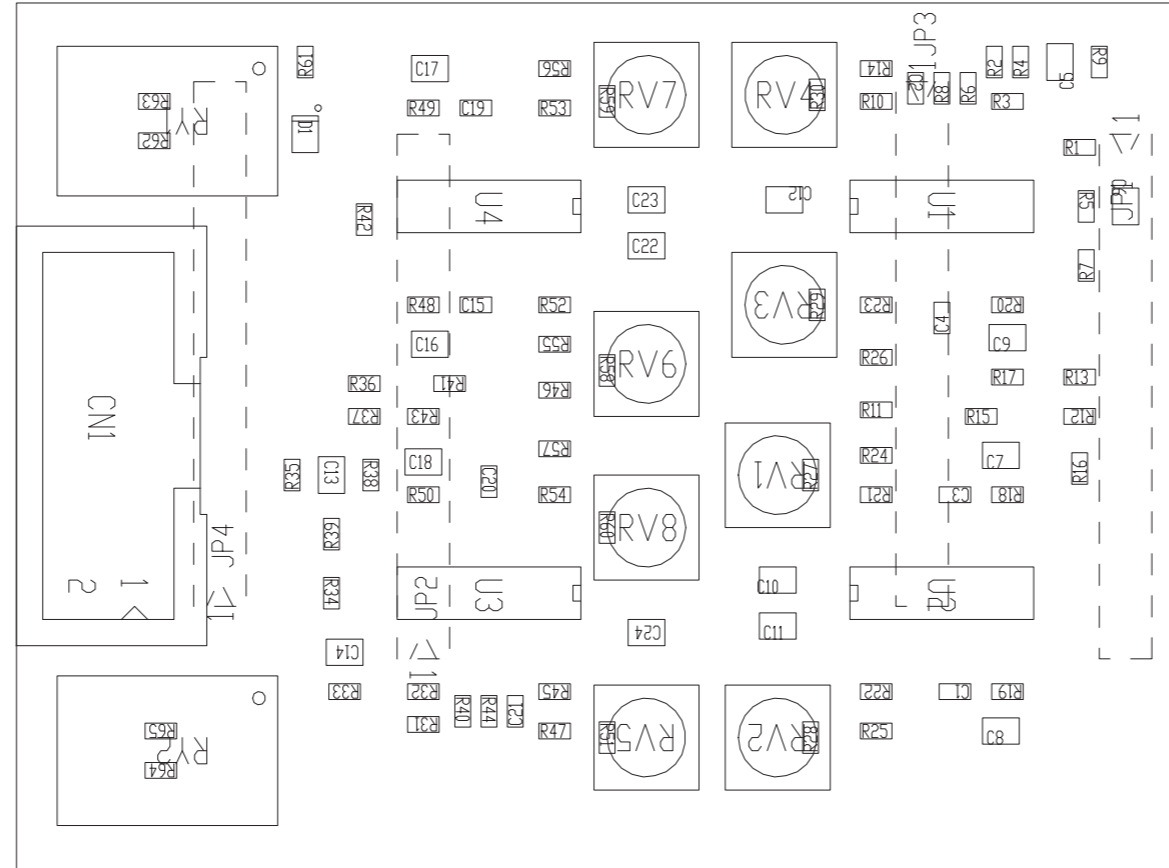
JP3 without Q6-7-8
 1-2 Clipper OFF
 2-3 Clipper ON

Description: L/R Clipper for Stereo Coder
Designer: Franceschi A.
Part No.: SLCS0391R01V02
Size: A4
Page: 1 of 1
Rev.: 1.0
Date: 13/01/2020

L/R Clipper for Stereo Coder Revised: Monday, Jan 13, 2020
 SLCS0391R01V02 Revision: 1.0
 Franceschi A.

Item	Quantity	Reference	Part	Description
1	1	CS1	CSCS0391R1	Circuito stampato
2	6	C1,C6,C7,C8,C9,C10	100nF	Cond. SMD 0805
3	2	C2,C4	10uF/16V	Cond. Elett. SMD tant. size A
4	2	C3,C5	4.7pF	Cond. SMD 0805
5	1	D1	BAS32	MINIMELF SMD Diode
6	1	HOLE1	HOLE35	Foro da 3.5mm
7	2	JP1,JP2	NC	Strip maschio 11 pin
8	1	JP3	NC	Strip maschio 3 pin a 90°
9	2	Q1,Q4	BC857	Trans. PNP SOT23
10	1	Q2	2N7002	Trans. FET SOT23
11	2	Q3,Q5	BC847	Trans. NPN SOT23
12	3	Q6,Q7,Q8	BCR135	Trans./Res. NPN SOT23
13	2	RV1,RV2	1K	Trimmer SMD
14	6	R1,R6,R10,R12,R13,R17	1M0	Res. SMD 0805
15	5	R2,R3,R9,R11,R14	10K0	Res. SMD 0805
16	3	R4,R7,R15	2K74	Res. SMD 0805
17	1	R5	100K0	Res. SMD 0805
18	4	R8,R16,R18,R19	4K75	Res. SMD 0805
19	2	R20,R21	NC	Res. SMD 0805
20	4	TP1,TP2,TP3,TP4	NC	Test point
21	2	U1,U3	TL072SMD	Dual Op. SMD SO8
22	1	U2	LM833/SO	Dual Op. SMD SO8

SLAU0469R01V04



PRODUCT NAME : TEX-LCD

DESIGNER : FRANCESCHI A.

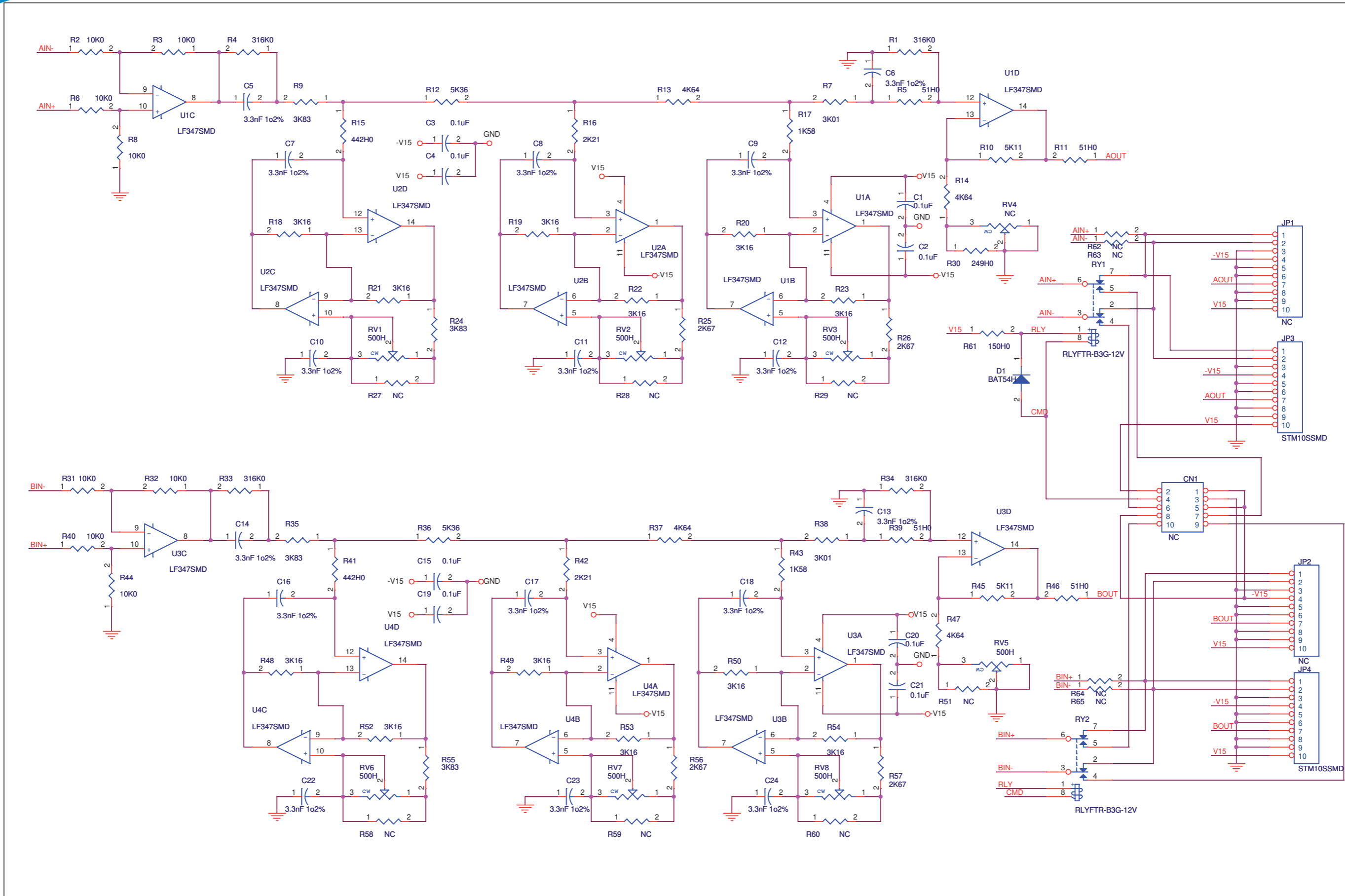
ARCHIVING : "RVRUT" SERVER, "RILASCIATI" FOLDER

PART NAME : AUDID FILTER 15KHZ

DATE : 03/05/17 REVISION : 1.0 SCALE : 2:1 SIZE : A4 PAGE : 1 DI 1

PROJECT CODE : 057 DOCUMENT CODE : SLAU0469R01V**

SLAU0469R01V04



CS1
CSAU0469R1

Description: Audio Filter 15kHz TFT w AES-EBU		
Designer: Franceschi A.	Size: A3	Page: 1 of 1
Part No.: SLAU0469R01V04	Rev. 1.0	Date: 03/04/2018



SLAU0469R01V04

Audio Filter 15Khz TFT w AES-EBU Revised: 03/04/2018
 SLAU0469R01V04 Revision: 1.0
 Franceschi A.

Item	Quantity	Reference	Part	Description
1	1	CN1	NC	Conn. 10 poli Flat cs
2	1	CS1	CSAU0469R1	Circuito stampato
3	8	C1, C2, C3, C4, C15, C19, C20, C21	0.1uF	Cond. SMD 0603
4	16	C5, C6, C7, C8, C9, C10, C11, C12, C13, C14, C16, C17, C18, C22, C23, C24	3.3nF 1o2%	Cond. SMD 0805 COG
5	1	D1	BAT54H	SOD323 SMD Diode
6	2	JP1, JP2	NC	Male strip 10 pin SMD
7	2	JP3, JP4	STM10SSMD	Male strip 10 pin SMD
8	7	RV1, RV2, RV3, RV5, RV6, RV7, RV8	500H	Trimmer SMD V 3314
9	1	RV4	NC	Trimmer SMD V 3314
10	2	RY1, RY2	RLYFTR-B3G-12V	Rele' FTR-B3G
11	4	R1, R4, R33, R34	316K0	Res. SMD 0603
12	8	R2, R3, R6, R8, R31, R32, R40, R44	10K0	Res. SMD 0603
13	4	R5, R11, R39, R46	51H0	Res. SMD 0603
14	2	R7, R38	3K01	Res. SMD 0603
15	4	R9, R24, R35, R55	3K83	Res. SMD 0603
16	2	R10, R45	5K11	Res. SMD 0603
17	2	R12, R36	5K36	Res. SMD 0603
18	4	R13, R14, R37, R47	4K64	Res. SMD 0603
19	2	R15, R41	442H0	Res. SMD 0603
20	2	R16, R42	2K21	Res. SMD 0603
21	2	R17, R43	1K58	Res. SMD 0603
22	12	R18, R19, R20, R21, R22, R23, R48, R49, R50, R52, R53, R54	3K16	Res. SMD 0603
23	4	R25, R26, R56, R57	2K67	Res. SMD 0603
24	11	R27, R28, R29, R51, R58, R59, R60, R62, R63, R64, R65	NC	Res. SMD 0603
25	1	R30	249H0	Res. SMD 0603
26	1	R61	150H0	Res. SMD 0603
27	4	U1, U2, U3, U4	LF347SMD	Quad Op. SMD SO14