




TEX1703TFT

TECHNICAL ANNEX VOLUME2



R.V.R. Elettronica S.r.l.
Via del Fonditore 2 / 2c
40138 · Bologna · Italy
Phone: +39 051 6010506 · Fax: +39 051 6011104
e-mail: info@rvr.it · web: <http://www.rvr.it>

Member of CISQ Federation



CERTIFIED MANAGEMENT SYSTEM
ISO 9001



The RVR Logo, and others referenced RVR products and services are trademarks of RVR Elettronica in Italy, other countries or both. RVR © 1998 all rights reserved.
All other trademarks, trade names or logos used are property of their respective owners.

Manufactured by R.V.R ELETTRONICA Italy



Appendix A Piani di montaggio, schemi elettrici, liste componenti / Component layouts, schematics, bills of material

Questa parte del manuale contiene i dettagli tecnici riguardanti la costruzione delle singole schede componenti il TEX1703TFT. L'appendice è composta dalle seguenti sezioni:

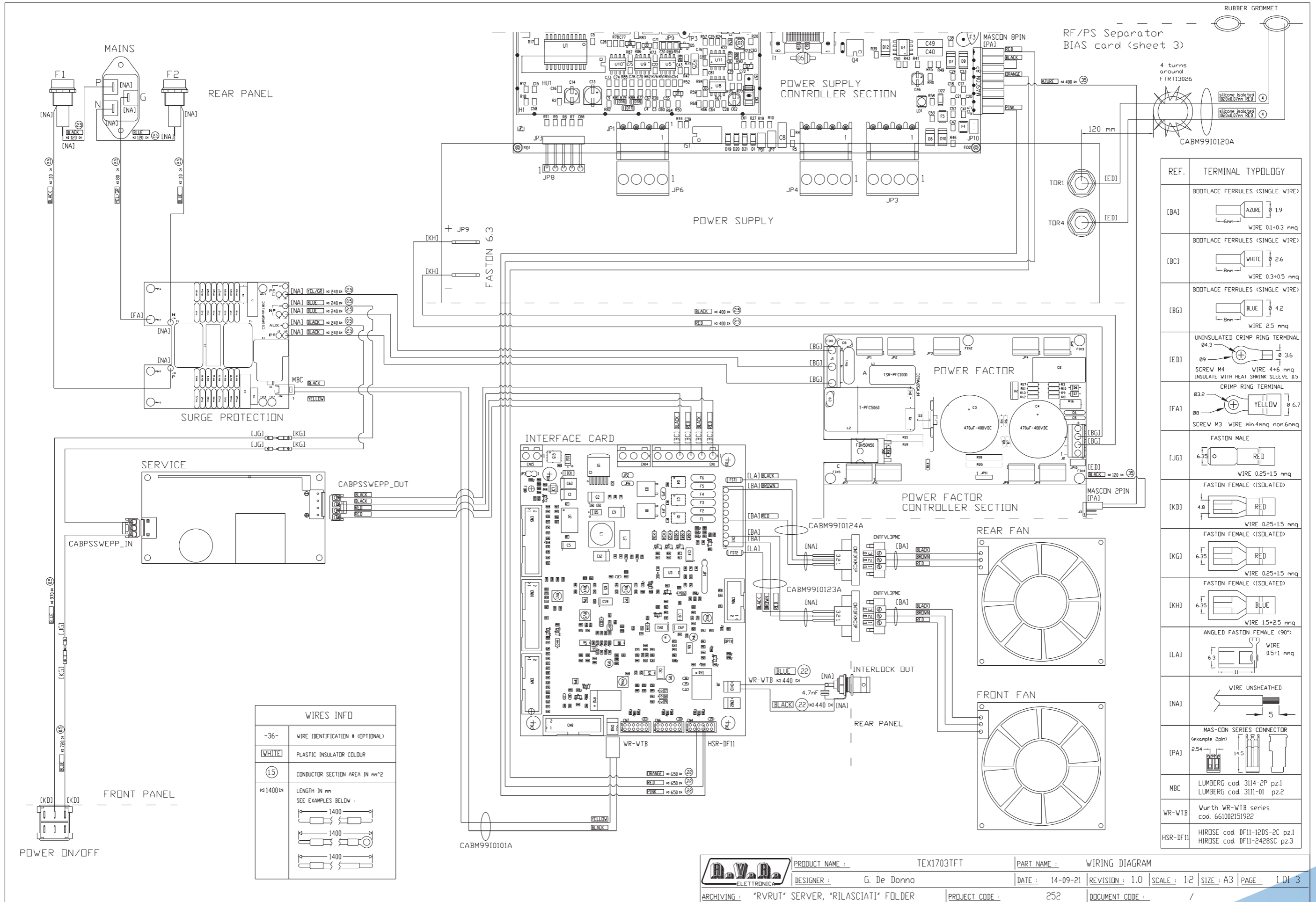
This part of the manual contains the technical details about the different Cards of the TEX1703TFT. This appendix is composed of the following sections:

Description	RVR Code	Vers.	Page
Wiring Diagram	KKCAB252A	1.0	1
Main Board	SLMA0276R03V01	1.3	4
Driver Card	SLDR0271R03V03	1.1	9
Splitter Card	SLSITEX500L1	1.0	12
R.F. Card	SL252RF1001	1.0	14
R.F. Card - Input Section	SLRF0514R01V01	1.0	15
R.F. Card - Output Section	SLRF0515R01V01	1.0	18
Combiner Card	SLCM0374R01V01	1.0	21
LPF Card	SLLPFTEX2K5	1.2	23
Interface Card	SLIN0467R03V04	1.0	27
Surge Protection Card	SLSRGPRPJ1KM	1.2	29
Power Supply	PSL5060HS	1.0	31
Power Factor Correction	PFCPSL4280	1.0	44
Auxiliary Power Supply	PSSWEPP15024	1.0	57
Panel Card	SLPC0463R04V02	1.0	58
Pass-Through Card	SLFILPJ1KM	2.1	63
Fuse Card	SLFUSTEX1K6LG	1.2	65
BIAS Interface Card	SLIN0501R01V01	1.0	67
BIAS Card	SLBI0439R03V06	1.0	69
Directional Coupler Card	SLDC0375R01V01	1.2	72
Telemetry Card	SLTL0509R01V01	1.1	74
Stereo Coder Card	SLCTC30V03V01	1.1	77
Clipper Card	SLCS0391R01V02	1.0	80
15kHz Audio Filter Card	SLAU0469R01V04	1.0	82

Document History

Date	Version	Reason	Code	Editor
22/04/2021	1.0	First Release	/	J.H. Berti

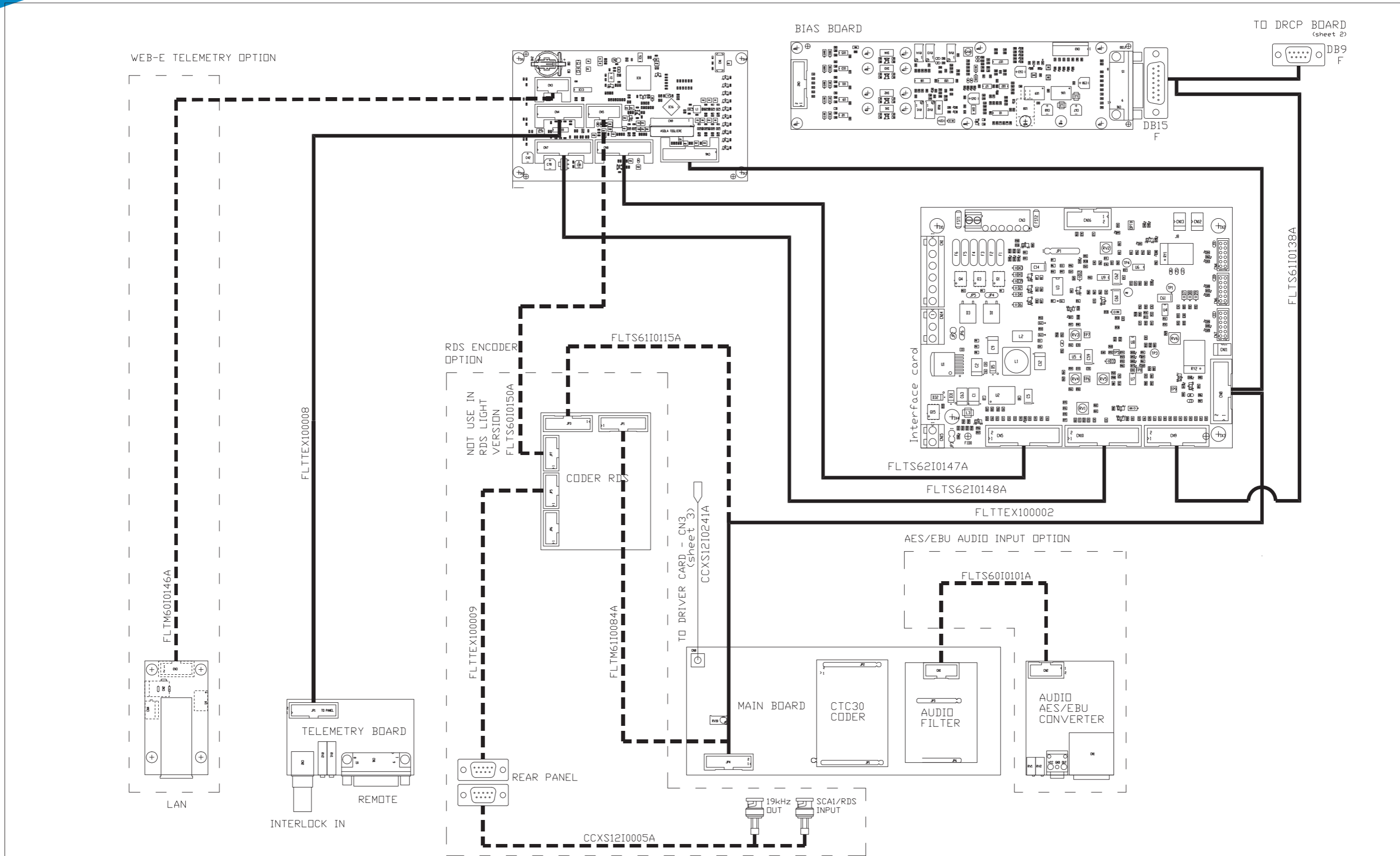
KKCAB252A



REF.	TERMINAL TYPOLOGY
[BA]	BOOTLACE FERRULES (SINGLE WIRE) AZURE WIRE 0.1+0.3 mmq
[BC]	BOOTLACE FERRULES (SINGLE WIRE) WHITE WIRE 0.3+0.5 mmq
[BG]	BOOTLACE FERRULES (SINGLE WIRE) BLUE WIRE 2.5 mmq
[ED]	UNINSULATED CRIMP RING TERMINAL Ø4.3 Ø9 SCREW M4 WIRE 4+6 mmq INSULATE WITH HEAT SHRINK SLEEVE Ø5
[FA]	CRIMP RING TERMINAL Ø8.2 Ø8 YELLOW SCREW M3 WIRE min.4mmq nom.6mmq
[JG]	FASTON MALE 6.35 RED WIRE 0.25+1.5 mmq
[KD]	FASTON FEMALE (ISOLATED) 4.8 RED WIRE 0.25+1.5 mmq
[KG]	FASTON FEMALE (ISOLATED) 6.35 RED WIRE 0.25+1.5 mmq
[KH]	FASTON FEMALE (ISOLATED) 6.35 BLUE WIRE 1.5+2.5 mmq
[LA]	ANGLED FASTON FEMALE (90°) 6.3 11 WIRE 0.5+1 mmq
[NA]	WIRE UNSHEATHED 5
[PA]	MAS-CON SERIES CONNECTOR (example 2pin) 2.54 14.5
MBC	LUMBERG cod. 3114-2P pz.1 LUMBERG cod. 3111-01 pz.2
WR-WTB	Wurth WR-WTB series cod. 661002151922
HSR-DF11	HIROSE cod. DF11-12DS-2C pz.1 HIROSE cod. DF11-2428SC pz.2

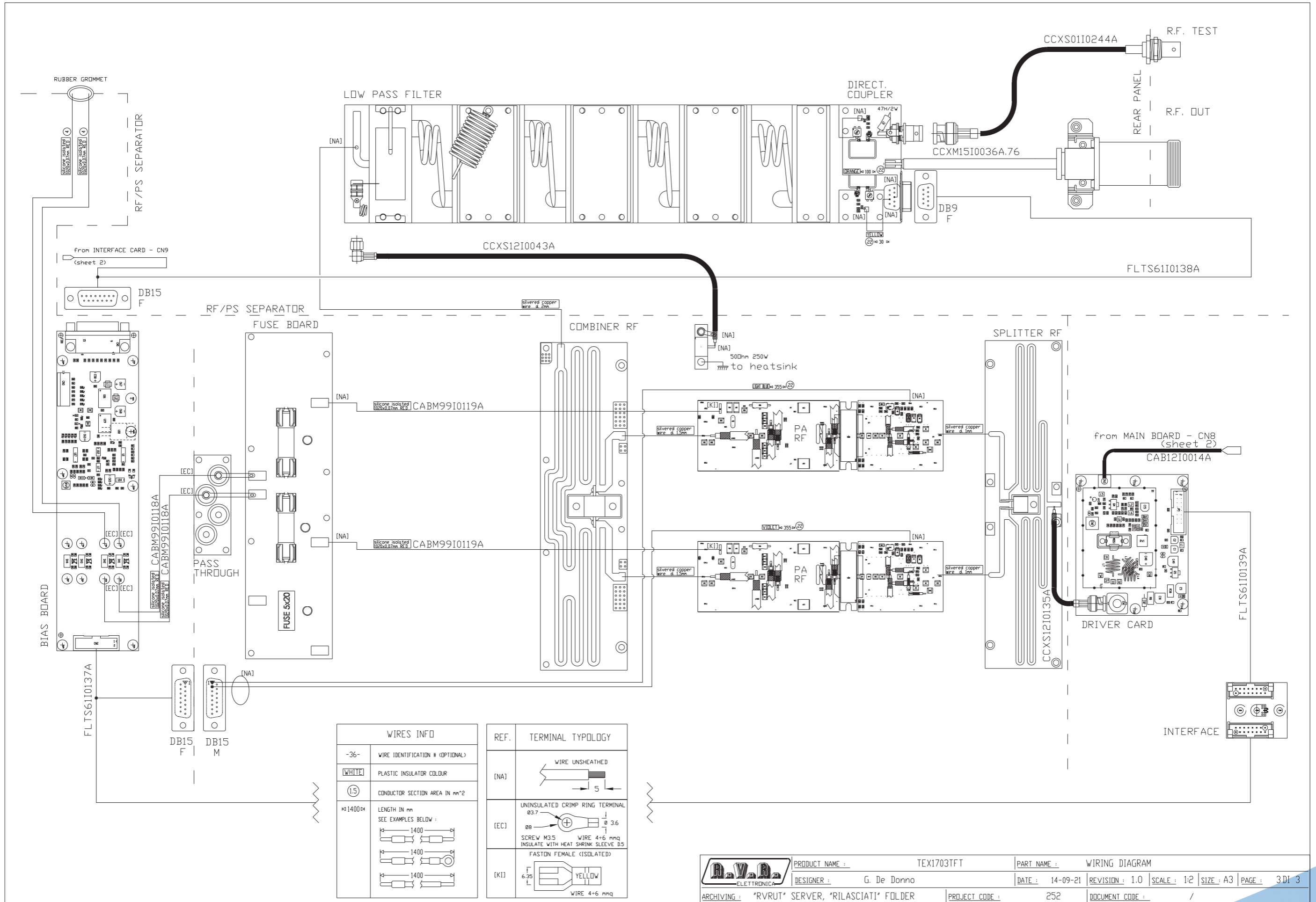
WIRES INFO	
-36-	WIRE IDENTIFICATION # (OPTIONAL)
WHITE	PLASTIC INSULATOR COLOUR
1.5	CONDUCTOR SECTION AREA IN mm ²
≠1400≠	LENGTH IN mm SEE EXAMPLES BELOW :

R.V.R. ELETTRONICA	PRODUCT NAME : TEX1703TFT	PART NAME : WIRING DIAGRAM
DESIGNER : G. De Donno	DATE : 14-09-21	REVISION : 1.0
ARCHIVING : 'RVRUT' SERVER, 'RILASCIATI' FOLDER	PROJECT CODE : 252	DOCUMENT CODE : /
	SCALE : 1:2	SIZE : A3
		PAGE : 1 DI 3



	PRODUCT NAME :	TEX1703TFT	PART NAME :	WIRING DIAGRAM
	DESIGNER :	G. De Donno	DATE :	14-09-21
ARCHIVING :	'RVRUT' SERVER, 'RILASCIATI' FOLDER	PROJECT CODE :	252	DOCUMENT CODE :
			REVISION :	1.0
			SCALE :	1:2
			SIZE :	A3
			PAGE :	2 DI 3

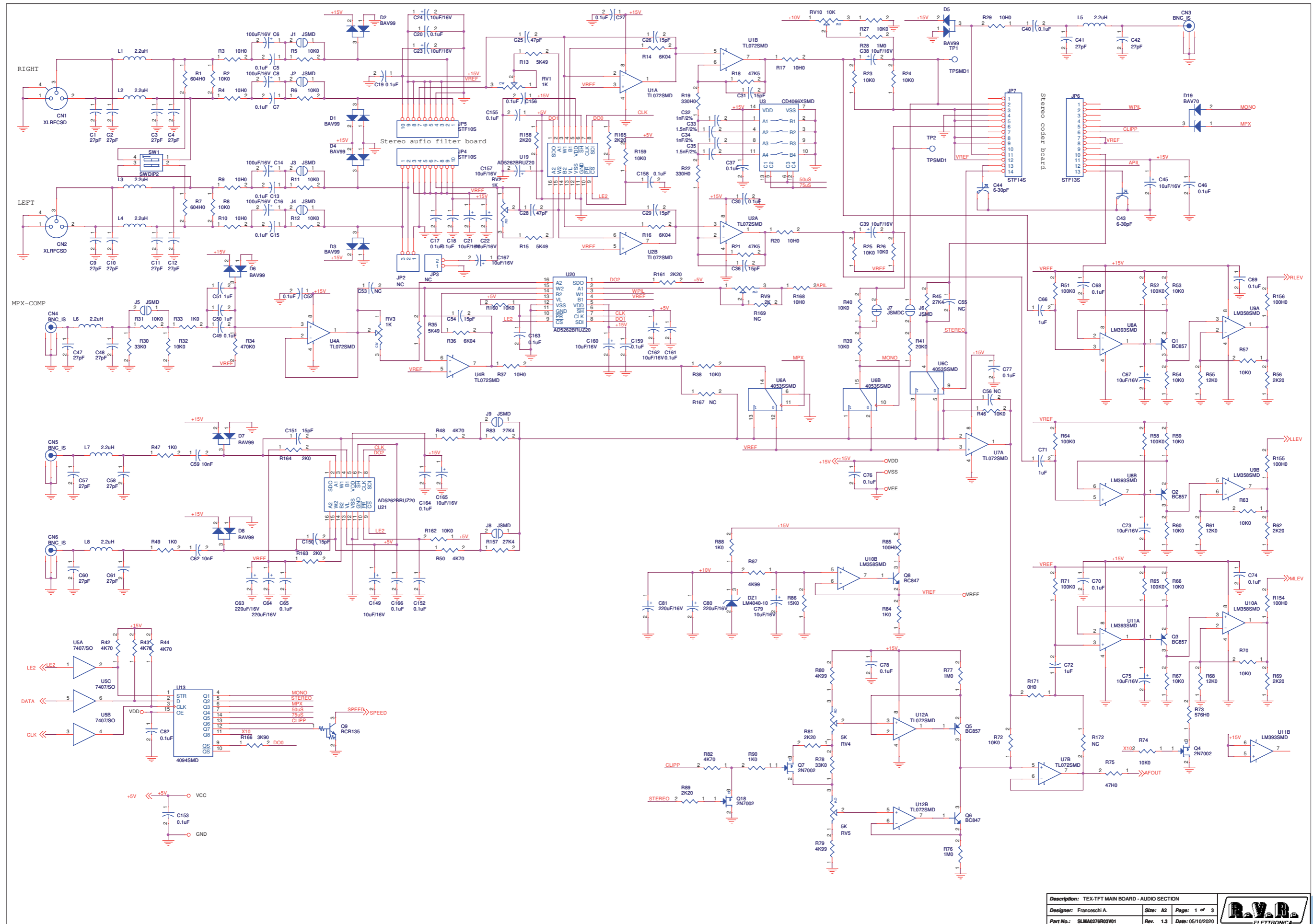
KKCAB252A



WIRES INFO		REF.	TERMINAL TYPOLOGY
-36-	WIRE IDENTIFICATION # (OPTIONAL)	[NA]	WIRE UNSHEATHED
WHITE	PLASTIC INSULATOR COLOUR	[EC]	UNINSULATED CRIMP RING TERMINAL
1.5	CONDUCTOR SECTION AREA IN mm ²	[KI]	FASTON FEMALE (ISOLATED)
±1400H	LENGTH IN mm SEE EXAMPLES BELOW:		

	PRODUCT NAME :	TEX1703TFT	PART NAME :	WIRING DIAGRAM	
	DESIGNER :	G. De Donno	DATE :	14-09-21	
ARCHIVING :	'RVRUT' SERVER, 'RILASCIATI' FOLDER	PROJECT CODE :	252	DOCUMENT CODE :	/
			REVISION :	1.0	
			SCALE :	1:2	
			SIZE :	A3	
			PAGE :	3 DI 3	

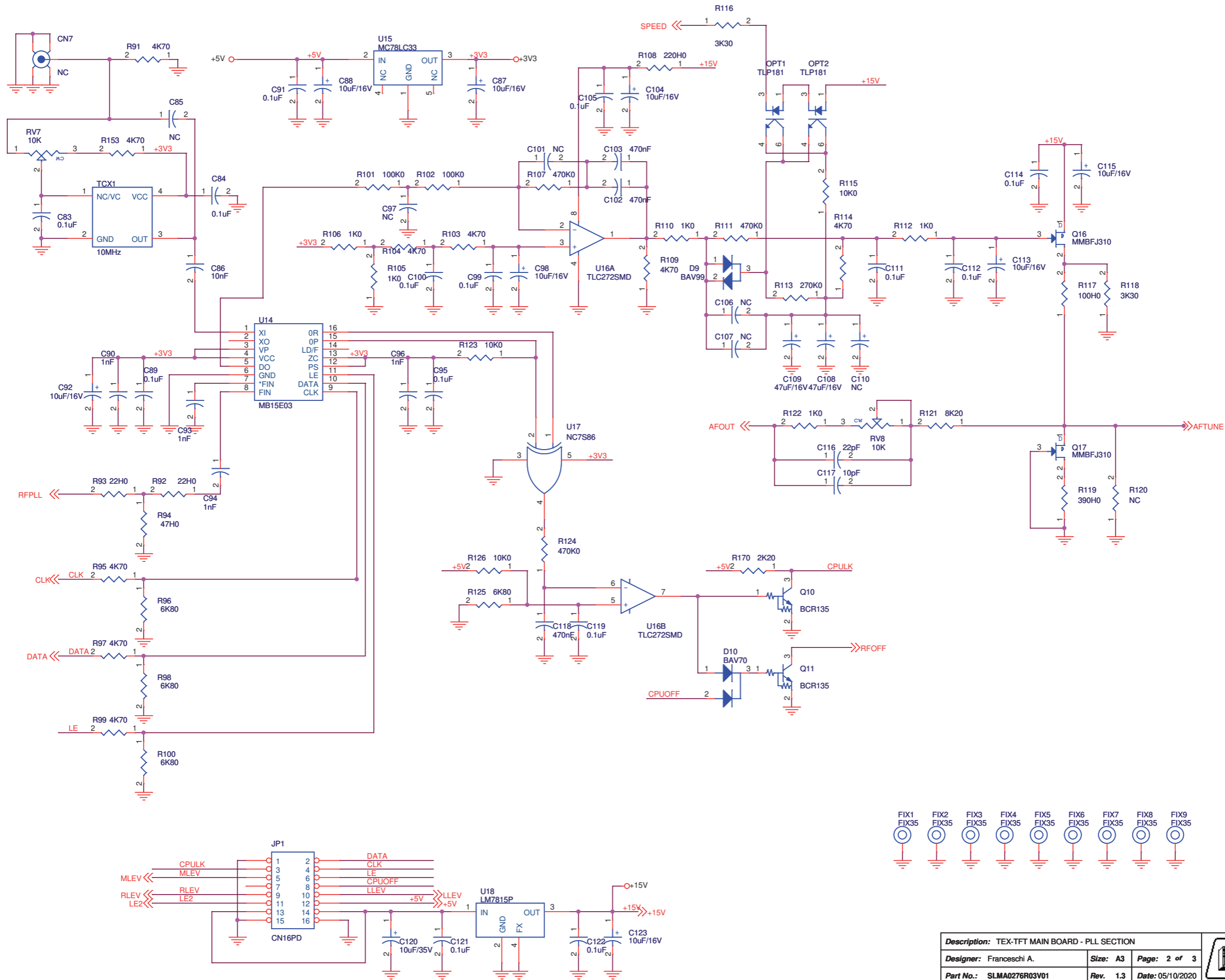
SLMA0276R03V01



Description: TEX-TFT MAIN BOARD - AUDIO SECTION		
Designer: Franceschi A.	Size: A2	Page: 1 of 3
Part No.: SLMA0276R03V01	Rev. 1.3	Date: 05/10/2020



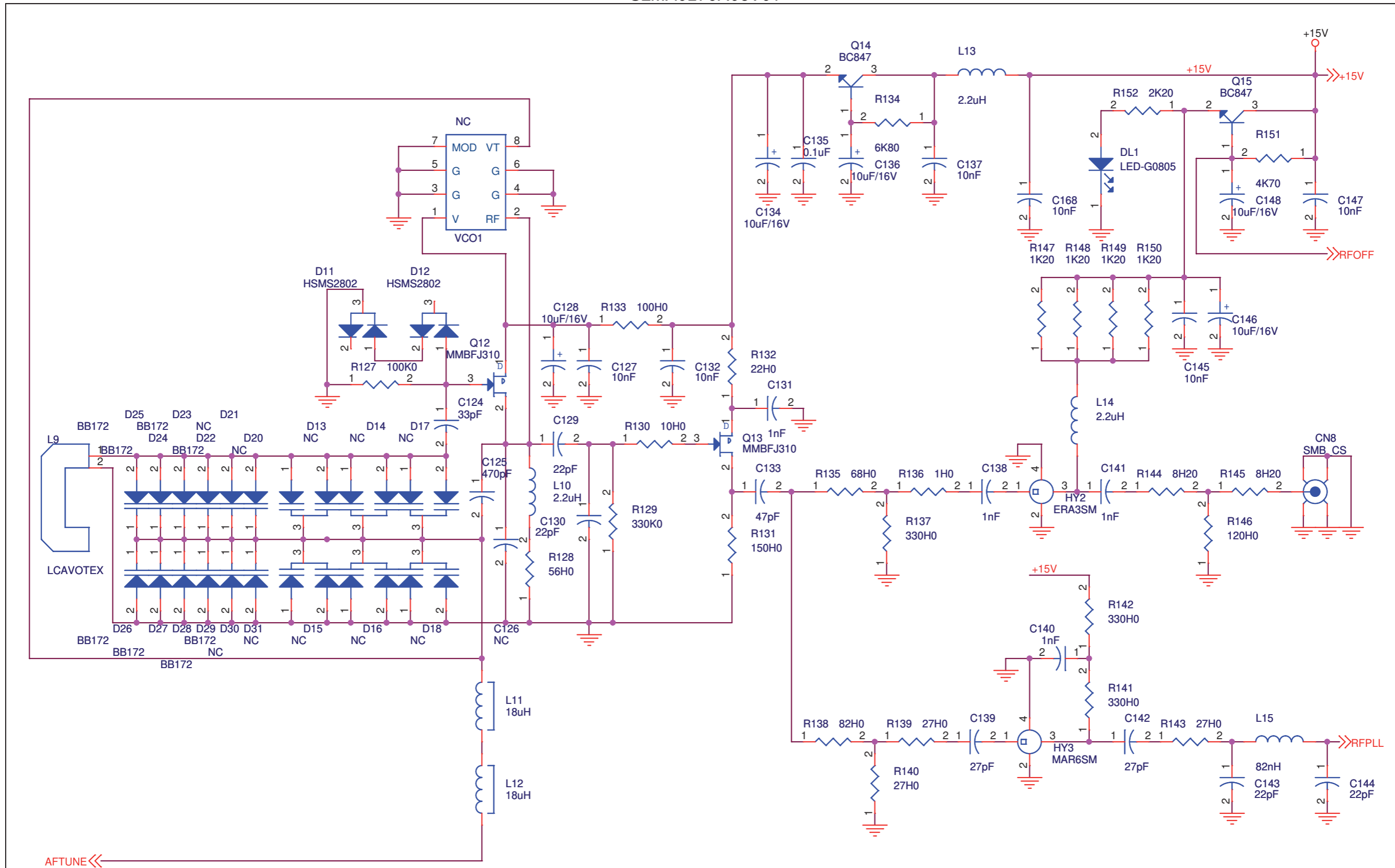
SLMA0276R03V01



Description: TEX-TFT MAIN BOARD - PLL SECTION		
Designer: Franceschi A.	Size: A3	Page: 2 of 3
Part No.: SLMA0276R03V01	Rev. 1.3	Date: 05/10/2020



SLMA0276R03V01



Description: TEX-TFT MAIN BOARD - VCO DRV SECTION		
Designer: Franceschi A.	Size: A4	Page: 3 of 3
Part No.: SLMA0276R03V01	Rev. 1.3	Date: 05/10/2020

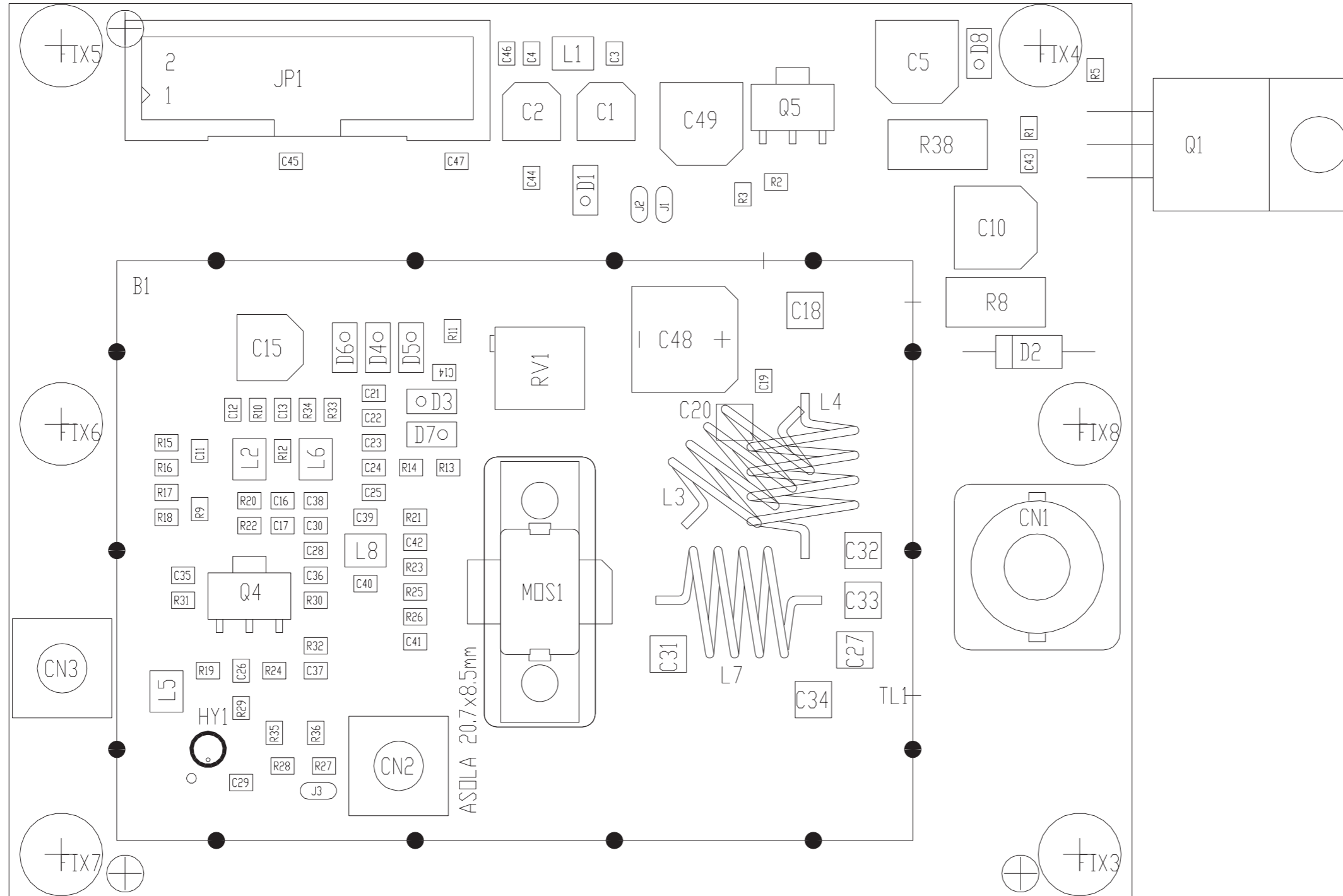


SLMA0276R03V01

TEXTFT MAIN BOARD Revised: 05/10/2020
 SLMA0276R03V01 Revision: 1.3
 Franceschi A.

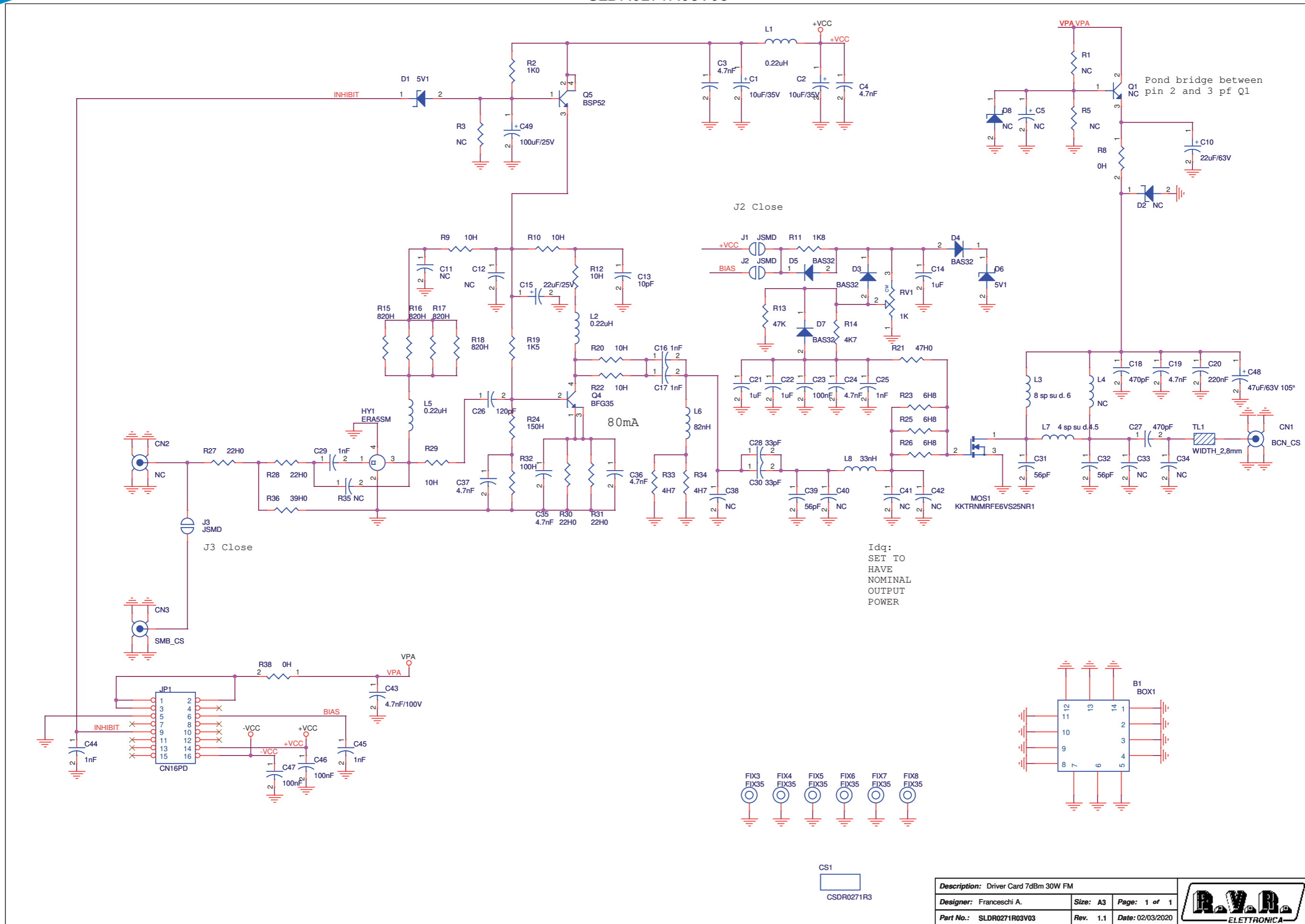
Item	Quantity	Reference	Part	Description
1	2	CN1, CN2	XLRFCSD	XLR fem. PCB conn.
2	4	CN3, CN4, CN5, CN6	BNC_IS	Metal BNC conn.
3	1	CN7	NC	SMB pcb conn.
4	1	CN8	SMB_CS	SMB pcb conn.
5	1	CS1	CSMA0276R3	Printed Circuit board
6	18	C1, C2, C3, C4, C9, C10, C11, C12, C41, C42, C47, C48, C57, C58, C60, C61, C139, C142	27pF	0805 SMD capacitor
7	49	C5, C7, C13, C15, C17, C18, C19, C20, C27, C30, C37, C40, C46, C49, C52, C65, C68, C69, C70, C74, C76, C77, C78, C82, C83, C84, C89, C91, C95, C99, C100, C105, C111, C112, C114, C119, C121, C122, C135, C152, C153, C155, C156, C158, C159, C161, C163, C164, C166	0.1uF	0805 SMD capacitor
8	4	C6, C8, C14, C16	100uF/16V	SMD electr. cap. 6.3mm
9	29	C21, C22, C23, C24, C38, C39, C45, C67, C73, C75, C79, C87, C88, C92, C98, C104, C115, C123, C128, C134, C136, C146, C148, C149, C157, C160, C162, C165, C167	10uF/16V	SMD electr. cap. 4mm
10	3	C25, C28, C133	47pF	0805 SMD capacitor
11	7	C26, C29, C31, C36, C54, C150, C151	15pF	0805 SMD capacitor
12	2	C32, C34	1nF/2%	0805 COG SMD capacitor
13	2	C33, C35	1.5nF/2%	0805 COG SMD capacitor
14	2	C43, C44	6-30pF	Ceramic comp. dia. 7mm
15	5	C50, C51, C66, C71, C72	1uF	0805 SMD capacitor
16	9	C53, C55, C56, C85, C97, C101, C106, C107, C126	NC	0805 SMD capacitor
17	9	C59, C62, C86, C127, C132, C137, C145, C147, C168	10nF	0805 SMD capacitor
18	4	C63, C64, C80, C81	220uF/16V	SMD electr. cap. 6.3mm
19	8	C90, C93, C94, C96, C131, C138, C140, C141	1nF	0805 SMD capacitor
20	2	C102, C103	470nF	1206 SMD capacitor
21	2	C108, C109	47uF/16V	SMD tantalum cap. size D
22	1	C110	NC	SMD tantalum cap. size D
23	1	C113	10uF/16V	SMD tantalum cap. size C
24	5	C116, C129, C130, C143, C144	22pF	0805 SMD capacitor
25	1	C117	10pF	0805 SMD capacitor
26	1	C118	470nF	0805 SMD capacitor
27	1	C120	10uF/35V	SMD electr. cap. 5mm
28	1	C124	33pF	0805 SMD capacitor
29	1	C125	470pF	0805 SMD capacitor
30	1	DL1	LED-G0805	Green LED SMD 0805
31	1	DZ1	LM4040-10	SMD SOT23 precision Zener
32	9	D1, D2, D3, D4, D5, D6, D7, D8, D9	BAV99	Dual diode SMD SOT23
33	2	D10, D19	BAV70	Dual diode SMD SOT23
34	2	D11, D12	HSMS2802	Dual diode SMD SOT23
35	6	D13, D14, D15, D16, D17, D18	NC	Dual diode Varicap SMD SOT23
36	4	D20, D21, D30, D31	NC	Varicap diode SOD323
37	8	D22, D23, D24, D25, D26, D27, D28, D29	BB172	Varicap diode SOD323
38	9	FIX1, FIX2, FIX3, FIX4, FIX5, FIX6, FIX7, FIX8, FIX9	FIX35	3.5mm Fixing hole
39	1	HY2	ERA3SM	Hybrid MAR/ERA
40	1	HY3	MAR6SM	Hybrid MAR/ERA
41	1	JP1	CN16PD	16 way pcb conn. with holder
42	1	JP2	NC	Male strip 3 pin
43	1	JP3	NC	Male strip 2 pin
44	2	JP4, JP5	STF10S	Female strip 10 pin
45	1	JP6	STF13S	Female strip 13 pin
46	1	JP7	STF14S	Female strip 14 pin
47	8	J1, J2, J3, J4, J5, J6, J8, J9	J5MD	2 pad SMD jumper
48	1	J7	J5MDC	3 pad SMD jumper half closed
49	11	L1, L2, L3, L4, L5, L6, L7, L8, L10, L13, L14	2.2uH	SMD inductor 3225 (1210)
50	1	L9	LCAVOTEX	Inductor Cable for TEX
51	2	L11, L12	18uH	SMD inductor 3225 (1210) shielded
52	1	L15	82nH	SMD inductor 3225 (1210)
53	2	OPT1, OPT2	TLP181	Optocoupler SMD SO6
54	4	Q1, Q2, Q3, Q5	BC857	PNP trans. SOT23
55	3	Q4, Q7, Q18	2N7002	Trans. FET SOT23
56	4	Q6, Q8, Q14, Q15	BC847	NPN trans. SOT23
57	3	Q9, Q10, Q11	BCR135	Digital NPN trans. SOT23
58	4	Q12, Q13, Q16, Q17	MMBFJ310	Trans. FET SOT23
59	3	RV1, RV2, RV3	1K	Trimmer Rg V 3296W
60	2	RV4, RV5	5K	Trimmer Rg V 3269W SMD
61	1	RV7	10K	Trimmer Rg V 3296W
62	2	RV8, RV10	10K	Trimmer Rg V 3269W SMD
63	1	RV9	2K	Trimmer Rg V 3269W SMD
64	2	R1, R7	604H0	0805 SMD res.

Item	Quantity	Reference	Part	Description
65	34	R2, R5, R6, R8, R11, R12, R23, R24, R25, R26, R27, R31, R32, R38, R39, R40, R46, R53, R54, R57, R59, R60, R63, R66, R67, R70, R72, R74, R115, R123, R126, R159, R160, R162	10K0	0805 SMD res.
66	10	R3, R4, R9, R10, R17, R20, R29, R37, R130, R168	10H0	0805 SMD res.
67	3	R13, R15, R35	5K49	0805 SMD res.
68	3	R14, R16, R36	6K04	0805 SMD res.
69	2	R18, R21	47K5	0805 SMD res.
70	5	R19, R22, R137, R141, R142	330H0	0805 SMD res.
71	3	R28, R76, R77	1M0	0805 SMD res.
72	2	R30, R78	33K0	0805 SMD res.
73	11	R33, R47, R49, R84, R88, R90, R105, R106, R110, R112, R122	1K0	0805 SMD res.
74	4	R34, R107, R111, R124	470K0	0805 SMD res.
75	1	R41	20K0	0805 SMD res.
76	16	R42, R43, R44, R48, R50, R82, R91, R95, R97, R99, R103, R104, R109, R114, R151, R153	4K70	0805 SMD res.
77	3	R45, R83, R157	27K4	0805 SMD res.
78	9	R51, R52, R58, R64, R65, R71, R101, R102, R127	100K0	0805 SMD res.
79	3	R55, R61, R68	12K0	0805 SMD res.
80	10	R56, R62, R69, R81, R89, R152, R158, R161, R165, R170	2K20	0805 SMD res.
81	1	R73	576H0	0805 SMD res.
82	2	R75, R94	47H0	0805 SMD res.
83	3	R79, R80, R87	4K99	0805 SMD res.
84	6	R85, R117, R133, R154, R155, R156	100H0	0805 SMD res.
85	1	R86	15K0	0805 SMD res.
86	3	R92, R93, R132	22H0	0805 SMD res.
87	5	R96, R98, R100, R125, R134	6K80	0805 SMD res.
88	1	R108	220H0	0805 SMD res.
89	1	R113	270K0	0805 SMD res.
90	2	R116, R118	3K30	0805 SMD res.
91	1	R119	390H0	0805 SMD res.
92	4	R120, R167, R169, R172	NC	0805 SMD res.
93	1	R121	8K20	0805 SMD res.
94	1	R128	56H0	0805 SMD res.
95	1	R129	330K0	0805 SMD res.
96	1	R131	150H0	0805 SMD res.
97	1	R135	68H0	0805 SMD res.
98	1	R136	1H0	0805 SMD res.
99	1	R138	82H0	0805 SMD res.
100	3	R139, R140, R143	27H0	0805 SMD res.
101	2	R144, R145	8H20	0805 SMD res.
102	1	R146	120H0	0805 SMD res.
103	4	R147, R148, R149, R150	1K20	0805 SMD res.
104	2	R163, R164	2K0	0805 SMD res.
105	1	R166	3K90	0805 SMD res.
106	1	R171	0H0	0805 SMD res.
107	1	SW1	SWDIP2	2 ways switch slide dip
108	1	TCX1	10MHz	TCXO SMD 5x3.2mm
109	2	TP1, TP2	TPSMD1	Piazzola SMD d.1mm
110	5	U1, U2, U4, U7, U12	TL072SMD	Dual Op. SMD SO8
111	1	U3	CD4066XSMD	Analog Switch SMD SO14
112	1	U5	7407/SO	Hex buffer OC SMD SO14
113	1	U6	40535SMD	Analog Switch SMD SO16
114	2	U8, U11	LM393SMD	Dual Comp. SMD SO8
115	2	U9, U10	LM358SMD	Dual Op. SMD SO8
116	1	U13	4094SMD	Shift Reg. SMD SO16
117	1	U14	MB15E03	Integrated PLL
118	1	U15	MC78LC33	Stab. SMD SOT23-5
119	1	U16	TLC272SMD	Dual Op. SMD SO8
120	1	U17	NC7S86	XOR Port
121	1	U18	LM7815P	Voltage reg. TO220
122	3	U19, U20, U21	AD5262BRUZ20	Dual 256 pos. dig. pot.
123	1	VCO1	NC	VCO SKY 8 pin FVC7MD



PRODUCT NAME : TEX-TFT	PART NAME : DRIVER CARD
DESIGNER : FRANCESCHI A.	DATE : 08/09/21
ARCHIVING : "RVRUT" SERVER, "RILASCIATI" FOLDER	REVISION : 1.0
	SCALE : 2:1
	SIZE : A4
	PAGE : 1
	DI : 1
	DOCUMENT CODE : SLDR0271R03V**

SLDR0271R03V03



Description: Driver Card 7dBm 30W FM		
Designer: Franceschi A.	Size: A3	Page: 1 of 1
Part No.: SLDRO271R03V03	Rev.: 1.1	Date: 02/03/2020

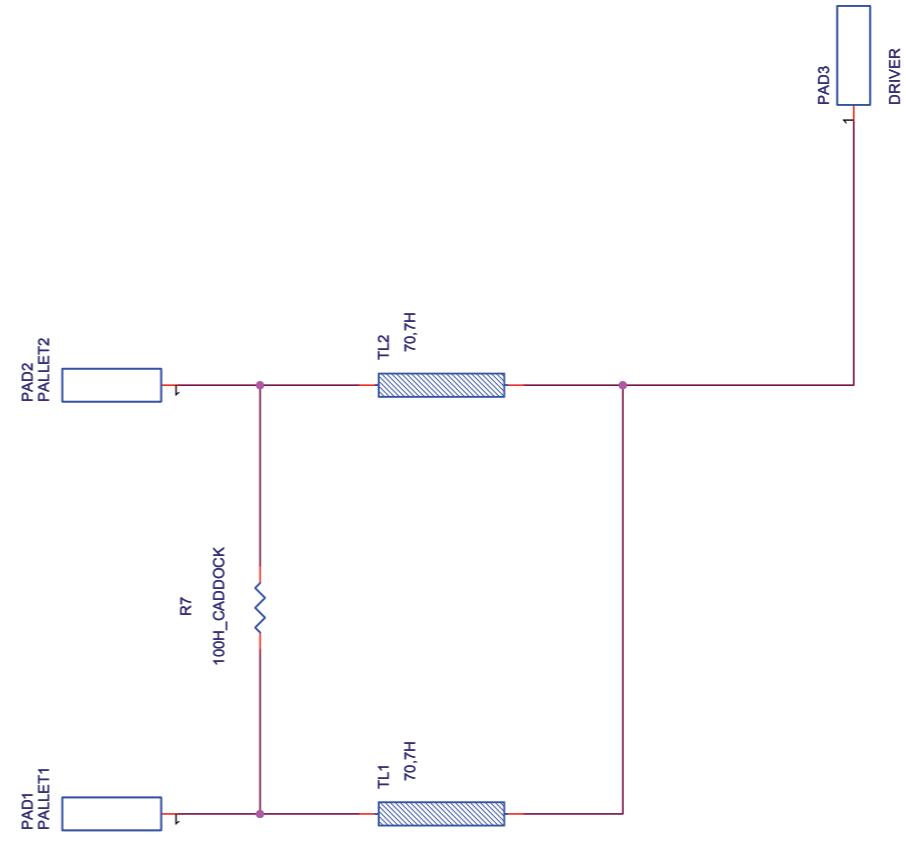
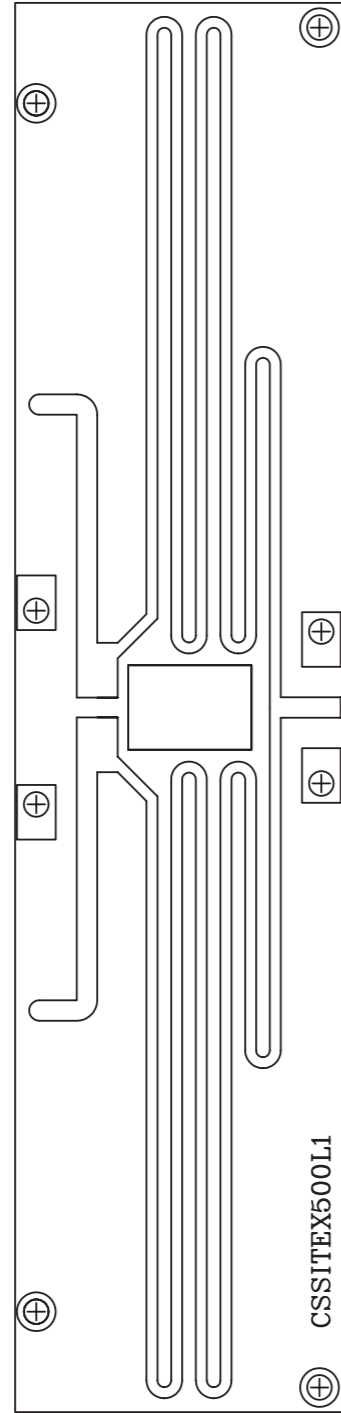


SLDR0271R03V03

Driver Card 7dBm 10W FM Revised: 03/03/2021
 SLDR0271R03V02 Revision: 1.1
 Franceschi A.

Item	Quantity	Reference	Part	Description
1	1	B1	BOX1	Shielded box
2	1	CN1	BCN_CS	Connettore BNC 10x10 cs
3	1	CN2	NC	Connettore SMB cs
4	1	CN3	SMB_CS	Connettore SMB cs
5	1	CS1	CSDR0271R3	Circuito stampato
6	2	C1, C2	10uF/35V	Cond. Elett. SMD d. 4mm
7	7	C3, C4, C19, C24, C35, C36, C37	4.7nF	Cond. SMD 0805
8	1	C5	NC	Cond. Elett. SMD d. 6.3mm
9	1	C10	22uF/63V	Cond. Elett. SMD d. 6.3mm
10	6	C11, C12, C29, C38, C41, C42	NC	Cond. SMD 0805
11	1	C13	10pF	Cond. SMD 0805
12	3	C14, C21, C22	1uF	Cond. SMD 0805
13	1	C15	22uF/25V	Cond. Elett. SMD d. 5mm
14	5	C16, C17, C25, C44, C45	1nF	Cond. SMD 0805
15	2	C18, C27	470pF	Cond. SMD 1212 HQ
16	1	C20	220nF	Cond. SMD 1210
17	3	C23, C46, C47	100nF	Cond. SMD 0805
18	1	C26	120pF	Cond. SMD 0805
19	3	C28, C30, C40	33pF	Cond. SMD 0805
20	2	C31, C32	56pF	Cond. SMD 1212 HQ
21	2	C33, C34	NC	Cond. SMD 1212 HQ
22	1	C39	56pF	Cond. SMD 0805
23	1	C43	4.7nF/100V	Cond. SMD 0805
24	1	C48	47uF/63V 105°	Cond. Elett. SMD d. 8mm
25	1	C49	100uF/25V	Cond. Elett. SMD d. 6.3mm
26	2	D1, D6	5V1	MINIMELF SMD Zener Diode
27	1	D2	NC	1W Zener Diode
28	4	D3, D4, D5, D7	BAS32	MINIMELF SMD Diode
29	1	D8	NC	MINIMELF SMD Zener Diode
30	6	FIX3, FIX4, FIX5, FIX6, FIX7, FIX8	FIX35	Foro fissaggio 3.5mm
31	1	HY1	NC	Ibrido MAR/ERA
32	1	JP1	CN16PD	Conn.M.C.S.Dritto 16P alett
33	3	J1, J2, J3	JSMD	Pad SMD a saldare
34	2	L1, L2	0.22uH	Induttanza SMD 3225 (1210
35	1	L3	8 sp su d. 6	Bobina avvolta in aria
36	1	L4	NC	Bobina avvolta in aria
37	1	L5	NC	Induttanza SMD 3225 (1210
38	1	L6	82nH	Induttanza SMD 3225 (1210
39	1	L7	5 sp su d.4.5	Bobina avvolta in aria
40	1	L8	33nH	Induttanza SMD 3225 (1210
41	1	MOS1	KKTRNMRFE6VS25NR1	RF MOSFET
42	1	Q1	NC	NPN Trans. TO220
43	1	Q4	BFG35	NPN Trans. SOT223
44	1	Q5	BSP52	NPN Trans. SOT223
45	1	RV1	1K	Trimmer Rg H 3269P SMD
46	8	R1, R3, R5, R9, R15, R16, R17, R18	NC	Res. SMD 0805 1%
47	1	R2	1K0	Res. SMD 0805 1%
48	2	R8, R38	0H	Res. SMD 2512 1%
49	5	R10, R12, R20, R22, R29	10H	Res. SMD 0805 1%
50	1	R11	1K50	Res. SMD 0805 1%
51	1	R13	47K	Res. SMD 0805 1%
52	1	R14	4K7	Res. SMD 0805 1%
53	1	R19	2K7	Res. SMD 0805 1%
54	1	R21	47H0	Res. SMD 0805 1%
55	3	R23, R25, R26	6H8	Res. SMD 0805 1%
56	1	R24	150H	Res. SMD 0805 1%
57	2	R27, R28	27H0	Res. SMD 0805 1%
58	2	R30, R31	22H	Res. SMD 0805 1%
59	1	R32	100H	Res. SMD 0805 1%
60	2	R33, R34	4H7	Res. SMD 0805 1%
61	1	R35	220pF	Cond. SMD 0805
62	1	R36	39H0	Res. SMD 0805 1%
63	1	TL1	WIDTH_2,8mm	Linea strip CS

SLSITEX500L1



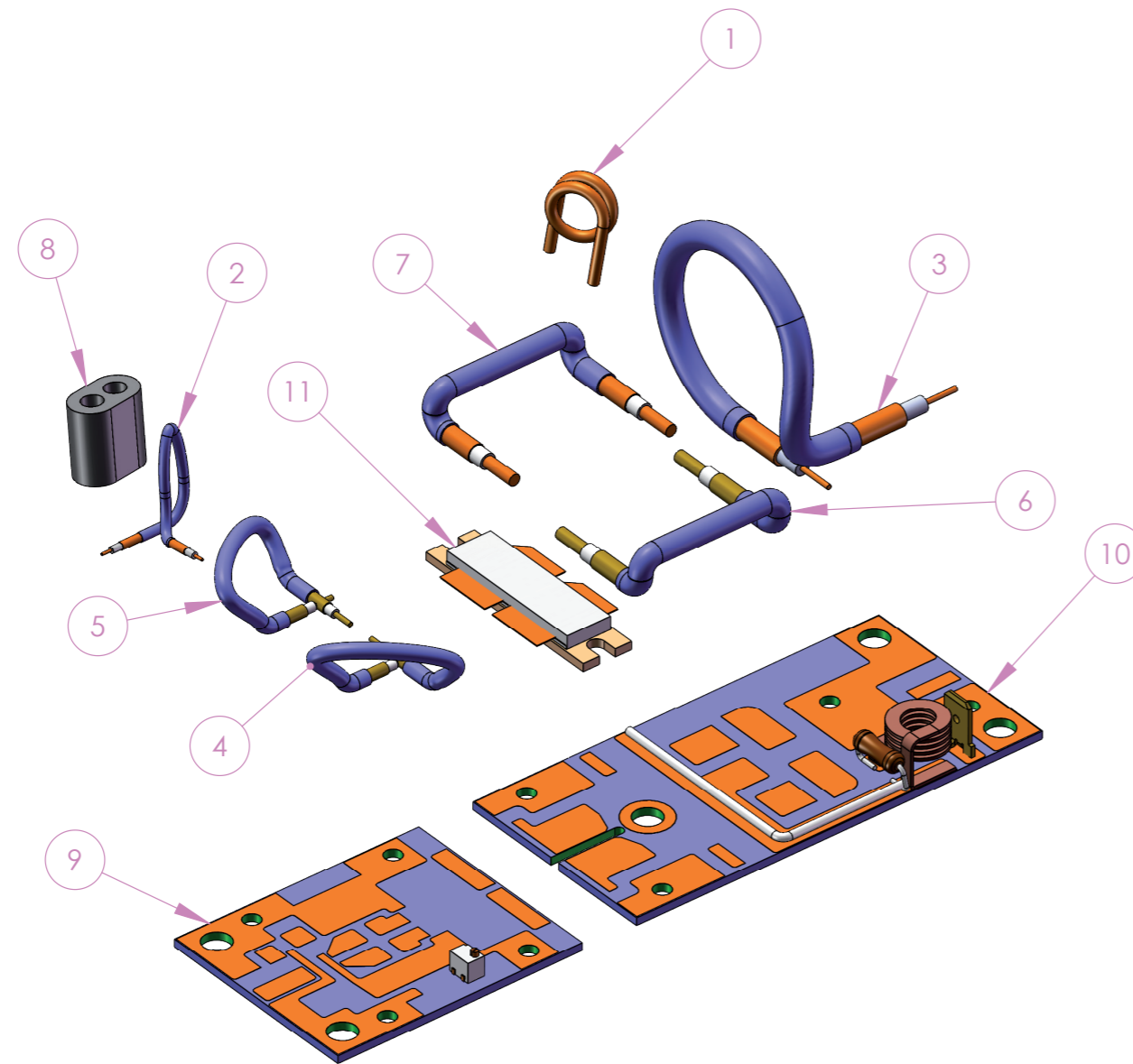
	NOME PROGETTO: TEX 500 EXCITER LCD	NOME PARTE: TABELLA INFORMATIVA C.S.SPLITTER VISTA LATO COMPONENTI			
AUTORE: ENRICO PAOLINO	DATA: 12/01/2004	REVISIONE: 1.0	SCALA: 1:1	SIZE: A4	PAGINA: 5 DI 5
ARCHIVIAZIONE ELETTRONICA: "CARTELLA PROGETTI" SU "UT_SRV"	CODICE PROGETTO: TEX500L	CODICE DISEGNO: CSSITEX500L1			
MATERIALE: FR4	TRATTAMENTO: STAGNATURA E SOLDER	PROFILO: SP. 1,6 - RAME 35/35	STATO: ESECUTIVO		

Nome Progetto: TEX500LCD		Pagina: 1 di 1		Size: A4
Autore: Gasparini Luca		Codice Progetto: 012		
Nome PC in Rete: \UT_SRV\Progetti		Data: 05/04/04	Nome Parte: SPLITTER	
File/Cartella: TEX500\Esecutivi\Schemi Elettro\SLSITEX500L1		Revisione: 1.0	Codice: SLSITEX500L1	

SLSITEX500L1

SPLITTER Revised: 05/04/04
SLSITEX500L1 Revision: 1.0
TEX500LCD
12
Gasperini Luca

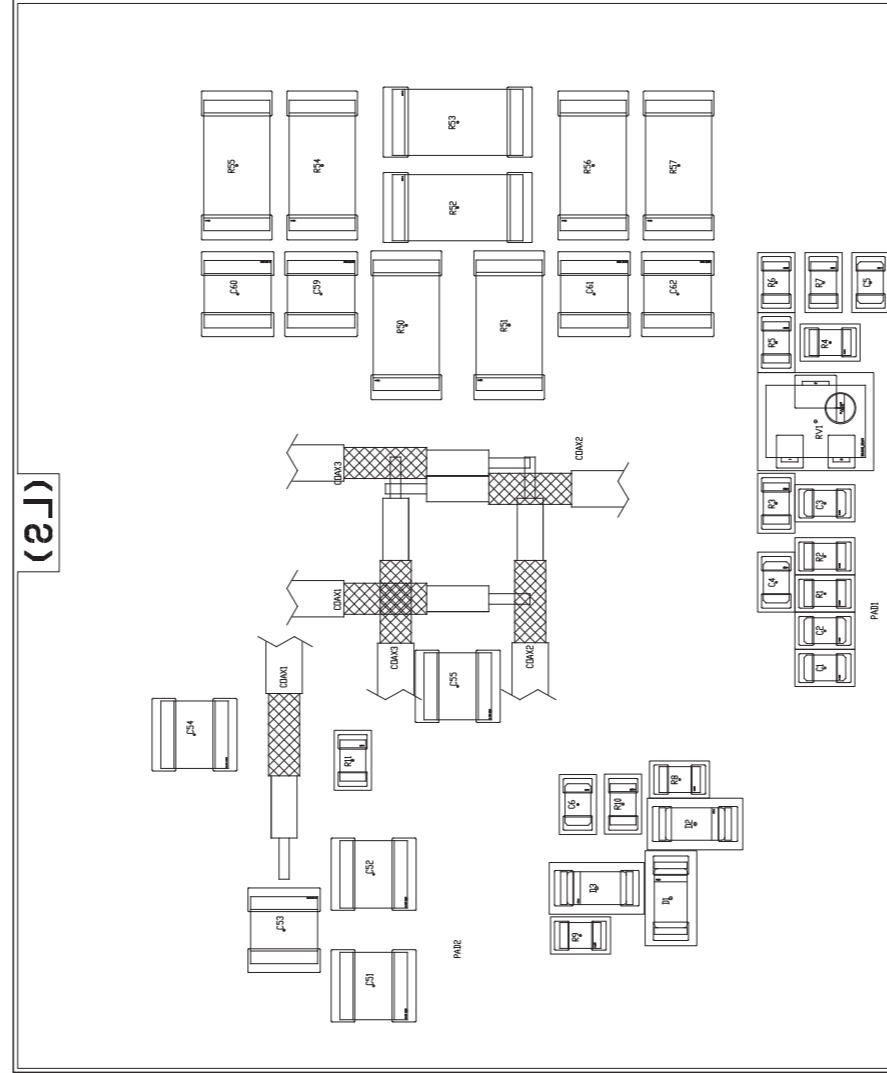
Item	Quantity	Reference	Part	Description
1	1	PAD1	PALLET1	
2	1	PAD2	PALLET2	
3	1	PAD3	DRIVER	
4	1	R7	100H_CADDOCK	
5	2	TL1, TL2	70,7H	



Nr	Codice	Descrizione	Qta.
1	BOB01020155A	BOB.IN ARIA RAME ARG diam2 su diam8 spire 1.5	1
2	CCXS02N0237A	CAVO RG178 50H NON INTESTATO 68MM	1
3	CCXS18N0240A	CAVO RG142 50H NON INTESTATO 149MM	1
4	CCXS26N0238A_DX	CAVO HF086-25-FEP NON INTEST. 92MM	1
5	CCXS26N0238A_SX	CAVO HF086-25-FEP NON INTEST. 92MM	1
6	CCXS27N0239A_DX	CAVO HF141-12-FEP NON INTEST. 100MM	1
7	CCXS27N0239A_SX	CAVO COAX RIGIDO CAVHF141/12/FEP	1
8	FTRBALUN	FER.TOR.BALUN "MHB2-14/8.5/14-4B1"	1
9	SLRF0514R01V01	SEM.SCH.PALLET AMP 800W FM INP.	1
10	SLRF0515R01V01	SEM.SCH.PALLET PA RF 850W SEZ.OUTPUT	1
11	TRNBLF188XR	TRANSISTOR TRNBLF188XR	1

	PROFILE:	DESCRIPTION: SEM.SCH.PALLET AMP 850W FM		
	MATERIAL:	CODE: SL252RF1001	AUTHOR: UT2	
GENERAL TOLERANCE UNI ISO 2768-f	TREATMENT:	DATE: 28/07/2021	PROJECT N.: E&C TYPE: Lavorazione	
		SCALE: A3	FORMAT: 1/1	

SLRF0514R01V01



(2)



PRODUCT NAME : <>

PART NAME : POWER AMP 850W INPUT SECTION

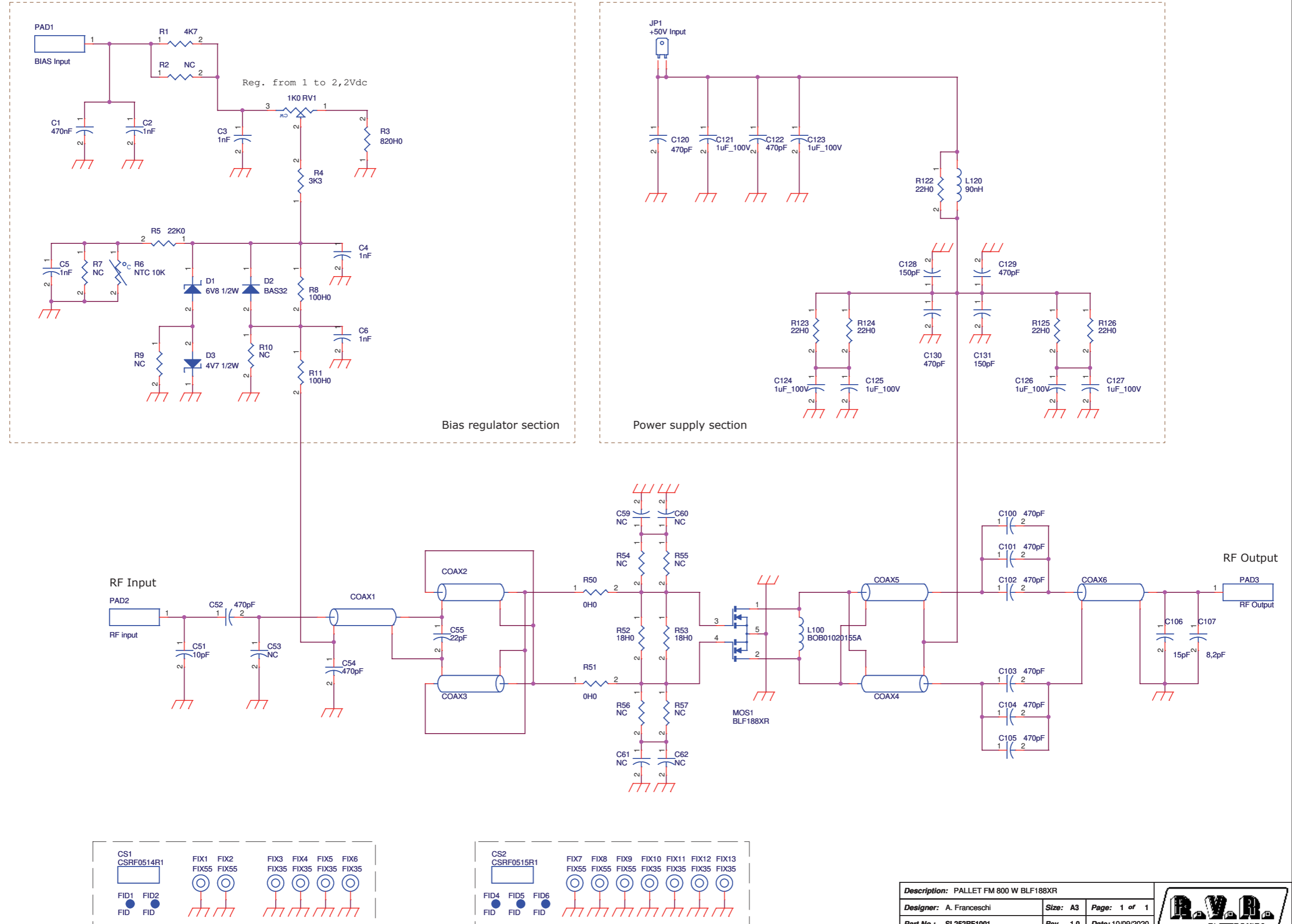
DESIGNER : A. FRANCESCHI

DATE : 10/09/20 REVISION : 1.0 SCALE : 2:1 SIZE : A4 PAGE : 1 DI 1

ARCHIVING : "RVRT" SERVER, "RILASCIATI" FOLDER

PROJECT CODE : 252 DOCUMENT CODE : SL252RF1001_INPUT

SLRF0514R01V01



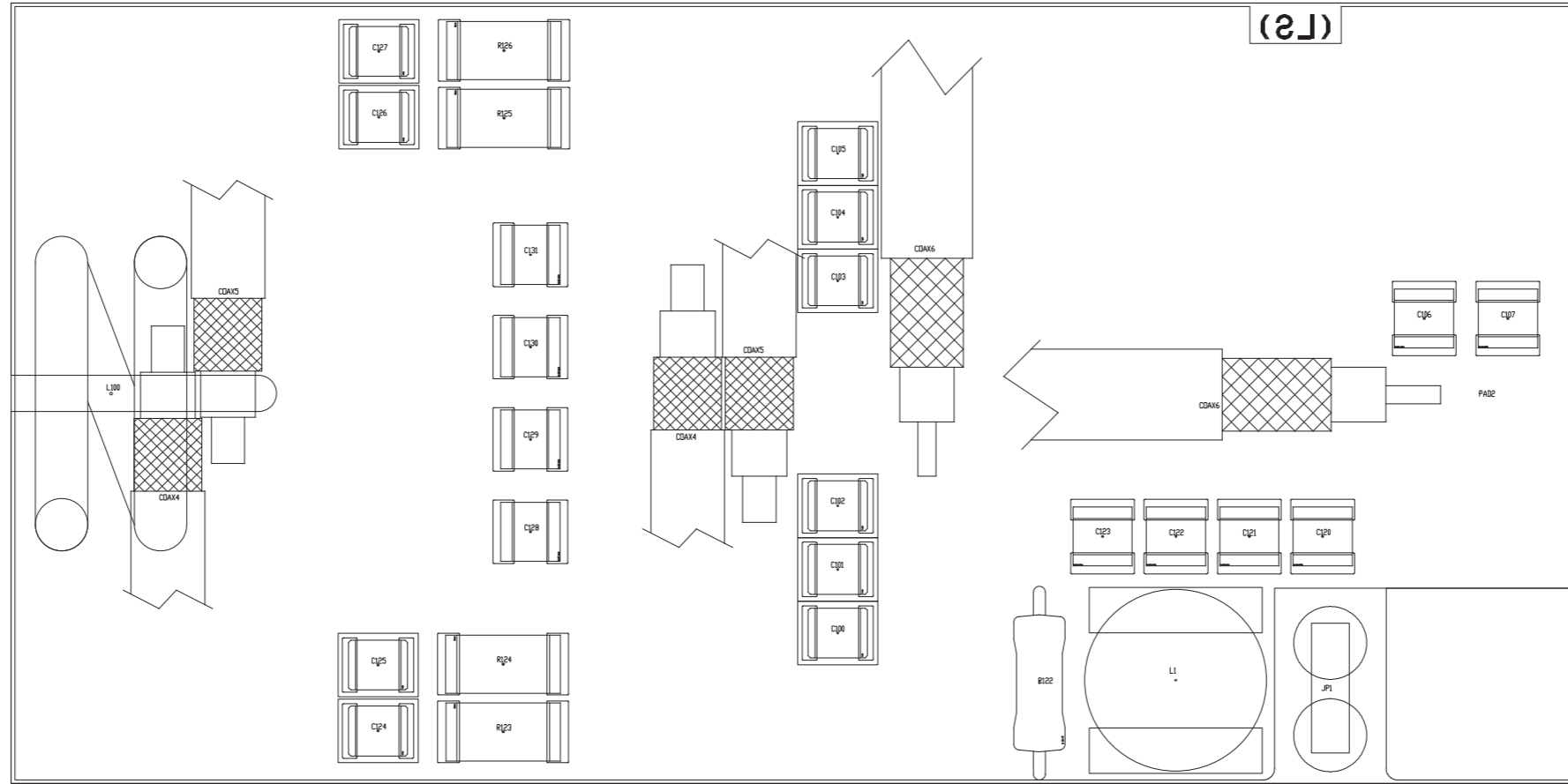
Description: PALLET FM 800 W BLF188XR		
Designer: A. Franceschi	Size: A3	Page: 1 of 1
Part No.: SL252RF1001	Rev.: 1.0	Date: 10/09/2020



SLRF0514R01V01

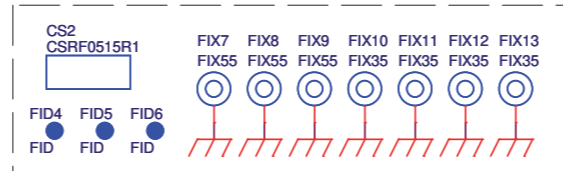
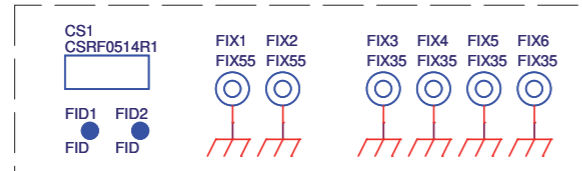
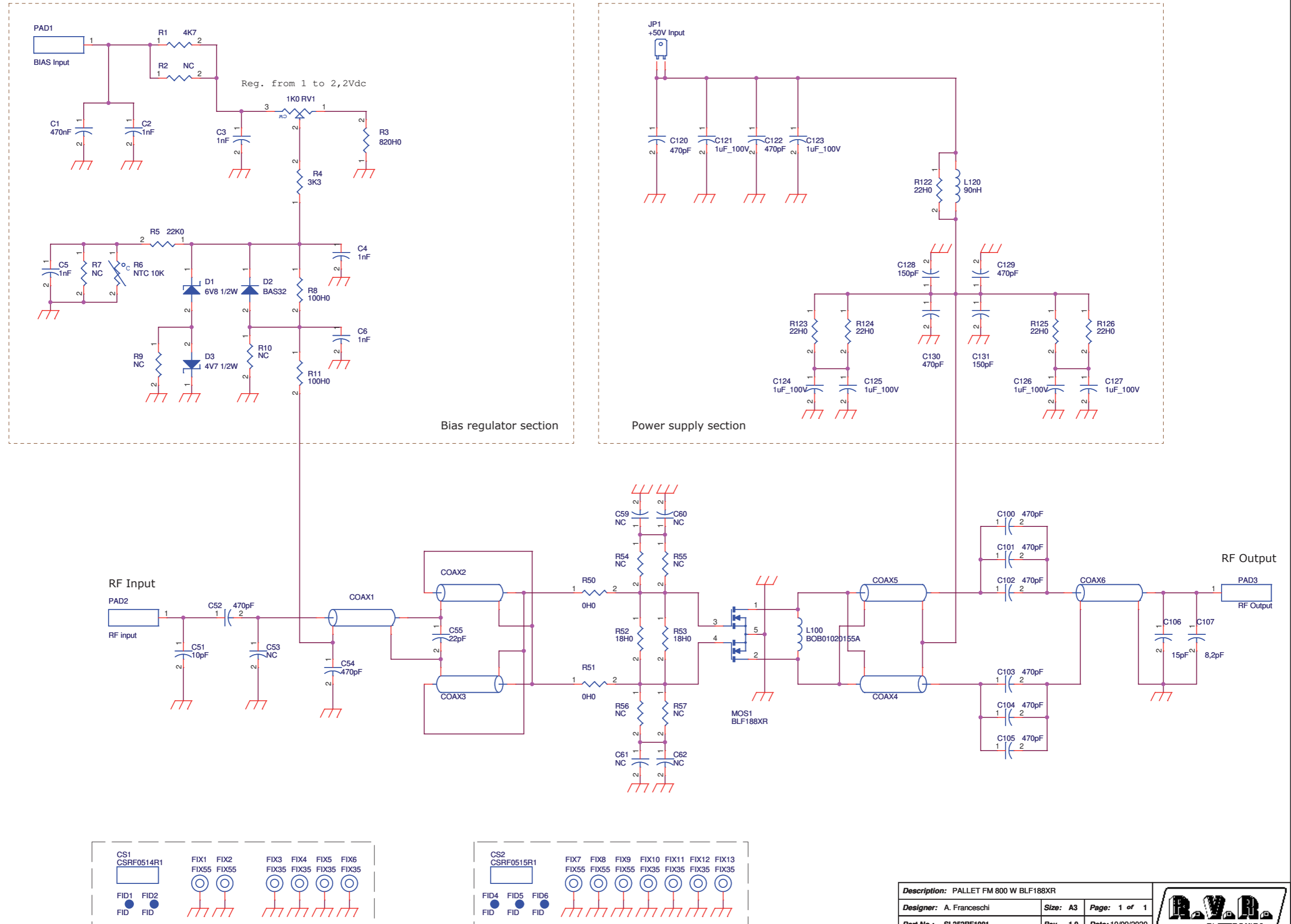
PALLET FM 800 W BLF188XR Revised: Thursday, September 10, 2020
 SL252RF1001 Revision: 1.0
 A. Franceschi

Item	Quantity	Reference	Part	Description
1	1	COAX1	Cable RG178 60mm in binocolo ferrite	Cavo coax
2	2	COAX2, COAX3	Cable HF086/25/FEP - 80mm	Cavo coax
3	2	COAX4, COAX5	Cable HF141/12/FEP - 80mm	Cavo coax
4	1	COAX6	Cable RG142/50 - 125mm	Cavo coax
5	1	CS1	CSRF0514R1	Printed Circuit board
6	1	CS2	CSRF0515R1	Printed Circuit board
7	1	C1	470nF	0805 SMD capacitor
8	5	C2, C3, C4, C5, C6	1nF	0805 COG SMD capacitor
9	1	C51	10pF	1212 HQ SMD capacitor
10	2	C52, C54	470pF	1212 HQ SMD capacitor
11	5	C53, C59, C60, C61, C62	NC	1212 HQ SMD capacitor
12	1	C55	22pF	1212 HQ SMD capacitor
13	10	C100, C101, C102, C103, C104, C105, C120, C122, C129, C130	470pF	1212 HQ SMD capacitor
14	1	C106	15pF	1212 HQ SMD capacitor
15	1	C107	8,2pF	1212 HQ SMD capacitor
16	6	C121, C123, C124, C125, C126, C127	1uF_100V	1210 SMD Ceramic Capacitor
17	2	C128, C131	150pF	1212 HQ SMD capacitor
18	1	D1	6V8 1/2W	MINIMELF SMD Zener Diode
19	1	D2	BAS32	MINIMELF SMD Diode
20	1	D3	4V7 1/2W	MINIMELF SMD Zener Diode
21	5	FID1, FID2, FID4, FID5, FID6	FID	PCB fiducial
22	5	FIX1, FIX2, FIX7, FIX8, FIX9	FIX55	6mm Fixing hole
23	8	FIX3, FIX4, FIX5, FIX6, FIX10, FIX11, FIX12, FIX13	FIX35	3.5mm Fixing hole
24	1	JP1	+50V Input	PCB faston p. 5.08
25	1	L100	BOB01020155A	Cylindrical Inductor
26	1	L120	90nH	Cylindrical Inductor
27	1	MOS1	BLF188XR	PP Power mosfet RF
28	1	PAD1	BIAS Input	SMD pad
29	1	PAD2	RF input	SMD pad
30	1	PAD3	RF Output	SMD pad
31	1	RV1	1K0	Trimm. multi SMD PVG5 Murata 3224W Bourns
32	1	R1	4K7	0805 1% SMD res.
33	4	R2, R7, R9, R10	NC	0805 1% SMD res.
34	1	R3	820H0	0805 1% SMD res.
35	1	R4	3K3	0805 1% SMD res.
36	1	R5	22K0	0805 1% SMD res.
37	1	R6	NTC 10K	NTC resistor pitch 5mm
38	2	R8, R11	100H0	0805 1% SMD res.
39	2	R50, R51	0H0	2512 5% SMD res.
40	2	R52, R53	18H0	2512 5% SMD res.
41	4	R54, R55, R56, R57	NC	2512 5% SMD res.
42	1	R122	22H0	2W resistor
43	4	R123, R124, R125, R126	22H0	2512 5% SMD res.



PRODUCT NAME : <>	PART NAME : POWER AMP 850W OUTPUT SECTION
DESIGNER : A. FRANCESCHI	DATE : 10/09/20
ARCHIVING : "RVRUT" SERVER, "RILASCIATI" FOLDER	REVISION : 1.0
	SCALE : 2:1
	SIZE : A4
	PAGE : 1
	DI : 1
	DOCUMENT CODE : SL252RF1001_OUTPUT
	PROJECT CODE : 252

SLRF0515R01V01



Description: PALLET FM 800 W BLF188XR		
Designer: A. Franceschi	Size: A3	Page: 1 of 1
Part No.: SL252RF1001	Rev.: 1.0	Date: 10/09/2020

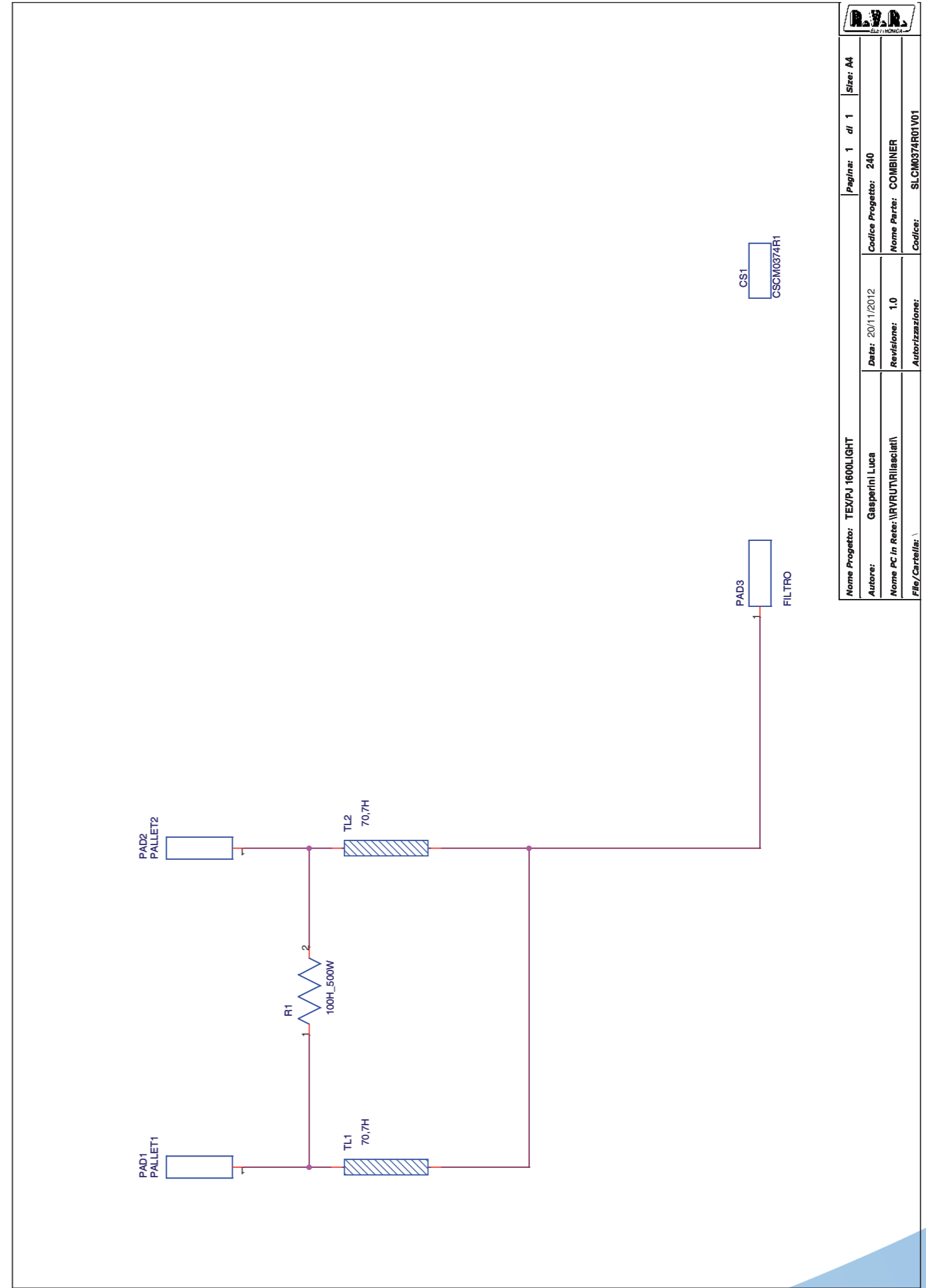
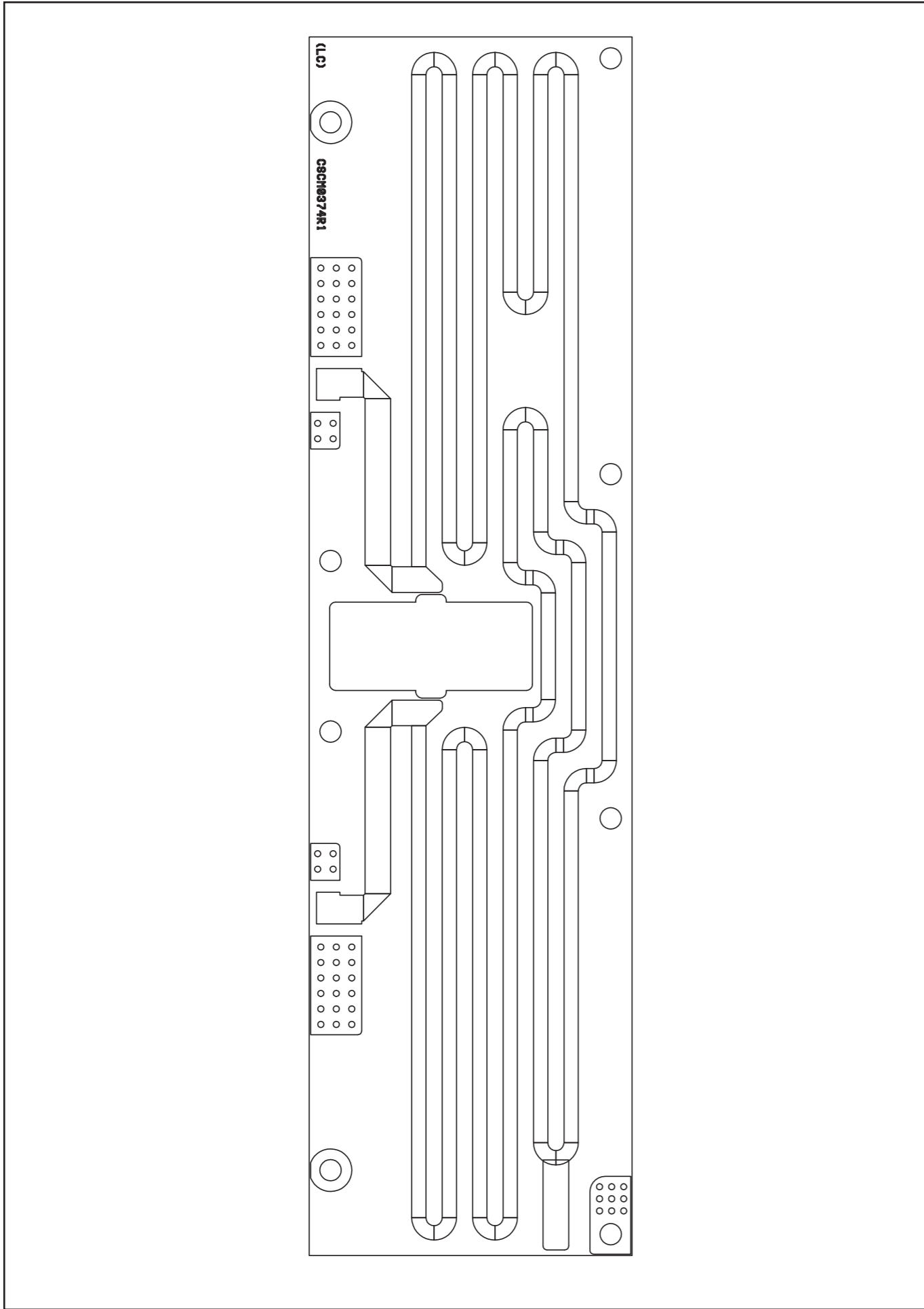


SLRF0515R01V01

PALLET FM 800 W BLF188XR Revised: Thursday, September 10, 2020
 SL252RF1001 Revision: 1.0
 A. Franceschi

Item	Quantity	Reference	Part	Description
1	1	COAX1	Cable RG178 60mm in binocolo ferrite	Cavo coax
2	2	COAX2, COAX3	Cable HF086/25/FEP - 80mm	Cavo coax
3	2	COAX4, COAX5	Cable HF141/12/FEP - 80mm	Cavo coax
4	1	COAX6	Cable RG142/50 - 125mm	Cavo coax
5	1	CS1	CSRF0514R1	Printed Circuit board
6	1	CS2	CSRF0515R1	Printed Circuit board
7	1	C1	470nF	0805 SMD capacitor
8	5	C2, C3, C4, C5, C6	1nF	0805 COG SMD capacitor
9	1	C51	10pF	1212 HQ SMD capacitor
10	2	C52, C54	470pF	1212 HQ SMD capacitor
11	5	C53, C59, C60, C61, C62	NC	1212 HQ SMD capacitor
12	1	C55	22pF	1212 HQ SMD capacitor
13	10	C100, C101, C102, C103, C104, C105, C120, C122, C129, C130	470pF	1212 HQ SMD capacitor
14	1	C106	15pF	1212 HQ SMD capacitor
15	1	C107	8,2pF	1212 HQ SMD capacitor
16	6	C121, C123, C124, C125, C126, C127	1uF_100V	1210 SMD Ceramic Capacitor
17	2	C128, C131	150pF	1212 HQ SMD capacitor
18	1	D1	6V8 1/2W	MINIMELF SMD Zener Diode
19	1	D2	BAS32	MINIMELF SMD Diode
20	1	D3	4V7 1/2W	MINIMELF SMD Zener Diode
21	5	FID1, FID2, FID4, FID5, FID6	FID	PCB fiducial
22	5	FIX1, FIX2, FIX7, FIX8, FIX9	FIX55	6mm Fixing hole
23	8	FIX3, FIX4, FIX5, FIX6, FIX10, FIX11, FIX12, FIX13	FIX35	3.5mm Fixing hole
24	1	JP1	+50V Input	PCB faston p. 5.08
25	1	L100	BOB01020155A	Cylindrical Inductor
26	1	L120	90nH	Cylindrical Inductor
27	1	MOS1	BLF188XR	PP Power mosfet RF
28	1	PAD1	BIAS Input	SMD pad
29	1	PAD2	RF input	SMD pad
30	1	PAD3	RF Output	SMD pad
31	1	RV1	1K0	Trimm. multi SMD PVG5 Murata 3224W Bourns
32	1	R1	4K7	0805 1% SMD res.
33	4	R2, R7, R9, R10	NC	0805 1% SMD res.
34	1	R3	820H0	0805 1% SMD res.
35	1	R4	3K3	0805 1% SMD res.
36	1	R5	22K0	0805 1% SMD res.
37	1	R6	NTC 10K	NTC resistor pitch 5mm
38	2	R8, R11	100H0	0805 1% SMD res.
39	2	R50, R51	0H0	2512 5% SMD res.
40	2	R52, R53	18H0	2512 5% SMD res.
41	4	R54, R55, R56, R57	NC	2512 5% SMD res.
42	1	R122	22H0	2W resistor
43	4	R123, R124, R125, R126	22H0	2512 5% SMD res.

SLCM0374R01V01



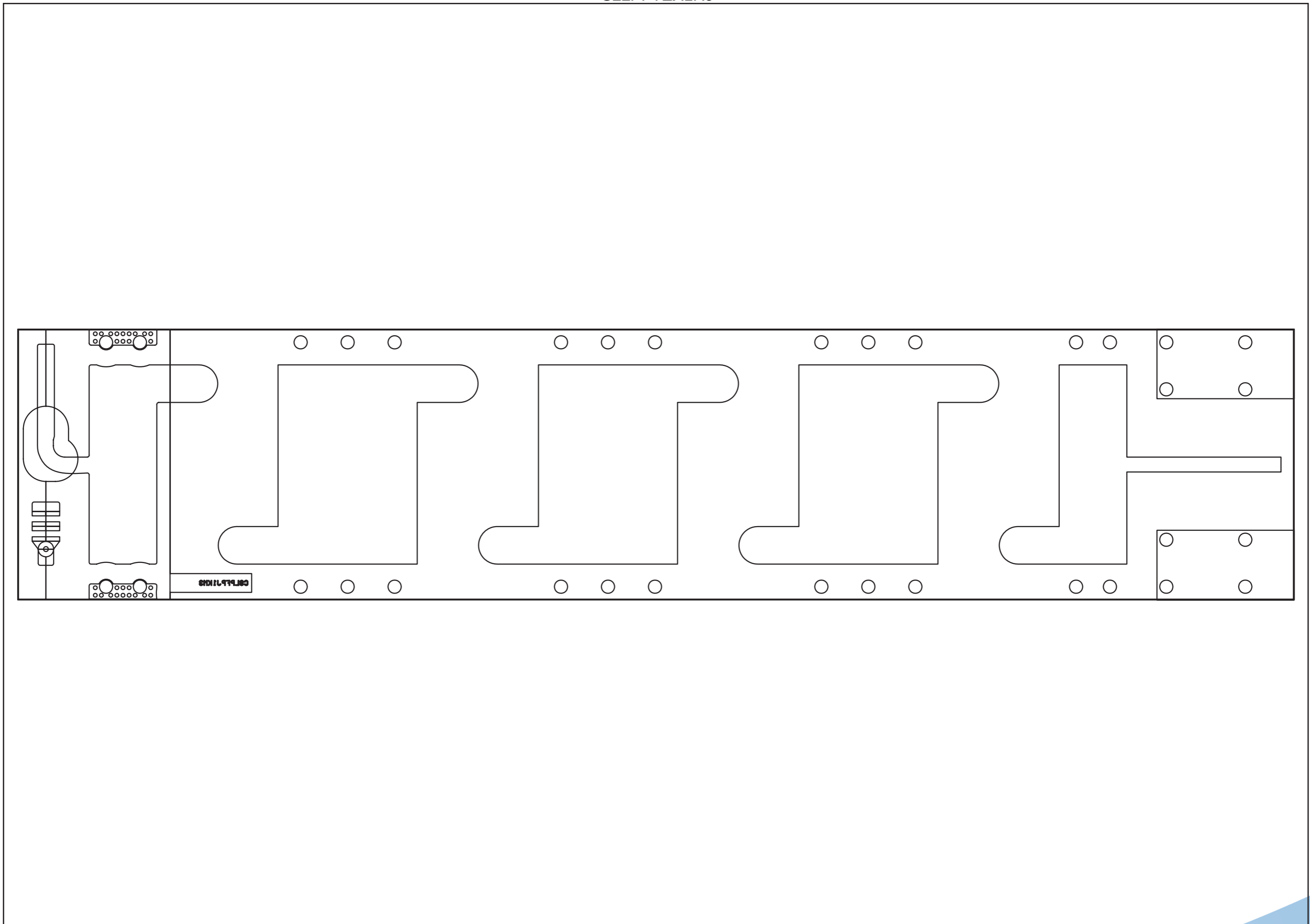
Nome Progetto: TEX/PJ 1600LIGHT		Pagina: 1 di 1		Size: A4
Autore: Gasparini Luca		Codice Progetto: 240		
Nome PC in Rete: \RVR\UTR\lascisti\		Data: 20/11/2012		
File/Cartella: \		Revisione: 1.0		
		Autorizzazione:		SLCM0374R01V01

SLCM0374R01V01

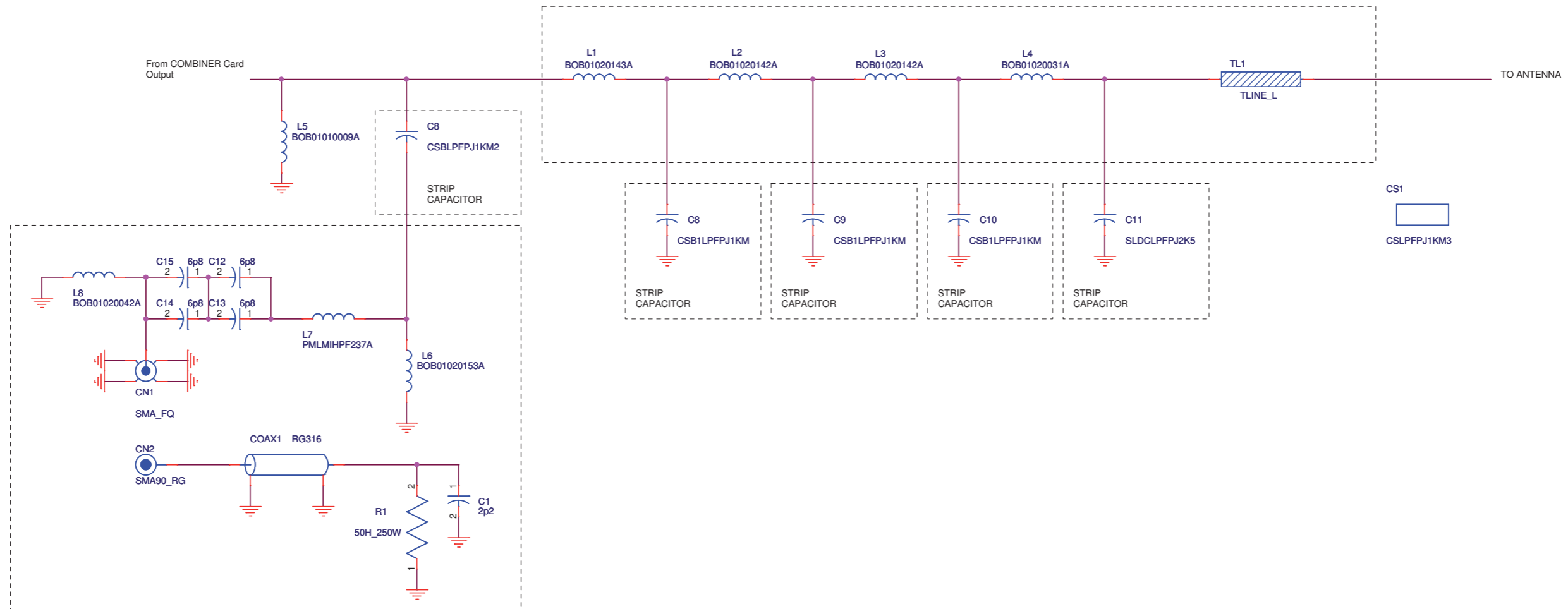
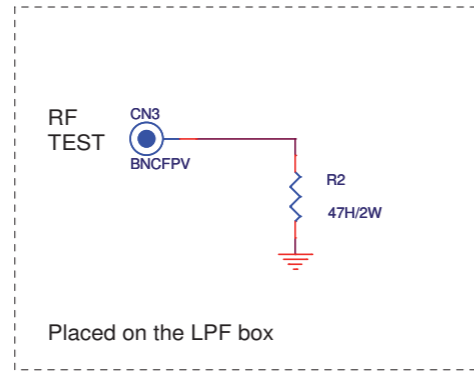
COMBINER Revised: 20/11/2012
 SLCM0374R01V01 Revision: 1.0
 TEX/PJ 1600LIGHT
 240
 Gasperini Luca

Item	Quantity	Reference	Part	Description
1	1	PAD1	PALLET1	
2	1	PAD2	PALLET2	
3	1	PAD3	FILTRO	
4	1	R1	100H_500W	Resistenza KDI 2 fix
5	2	TL1, TL2	70,7H	Linea strip CS
6	1	CS1	CSCM0374R1	Circuito Stampato

SLLPFTEX2K5



SLLPFTEX2K5

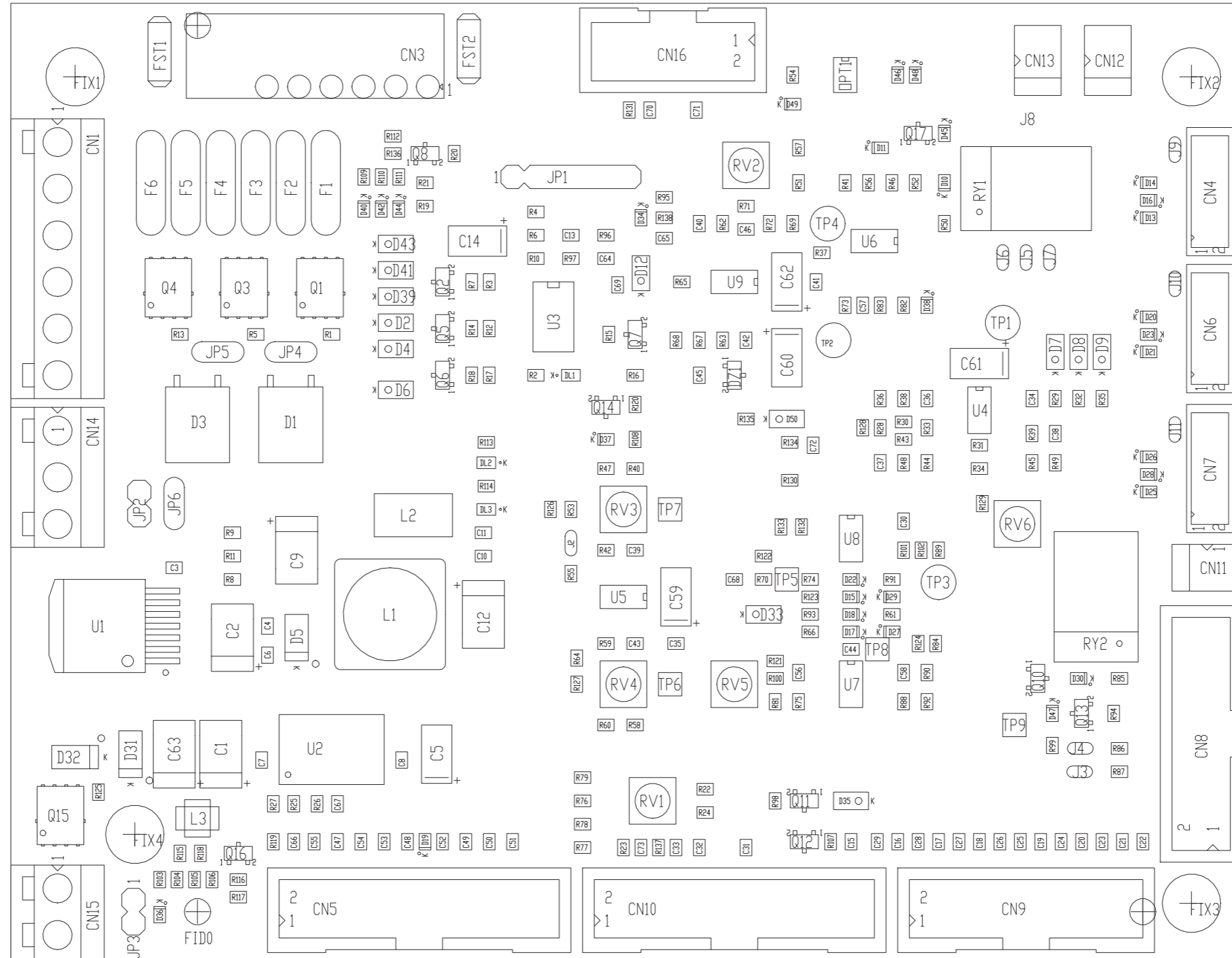


Description: Low Pass Filter			
Designer: Franceschi A.	Size: A3	Page: 1 of 1	
Part No.: SLLPFTEX2K5	Rev.: 1.2	Date: 21/05/2013	

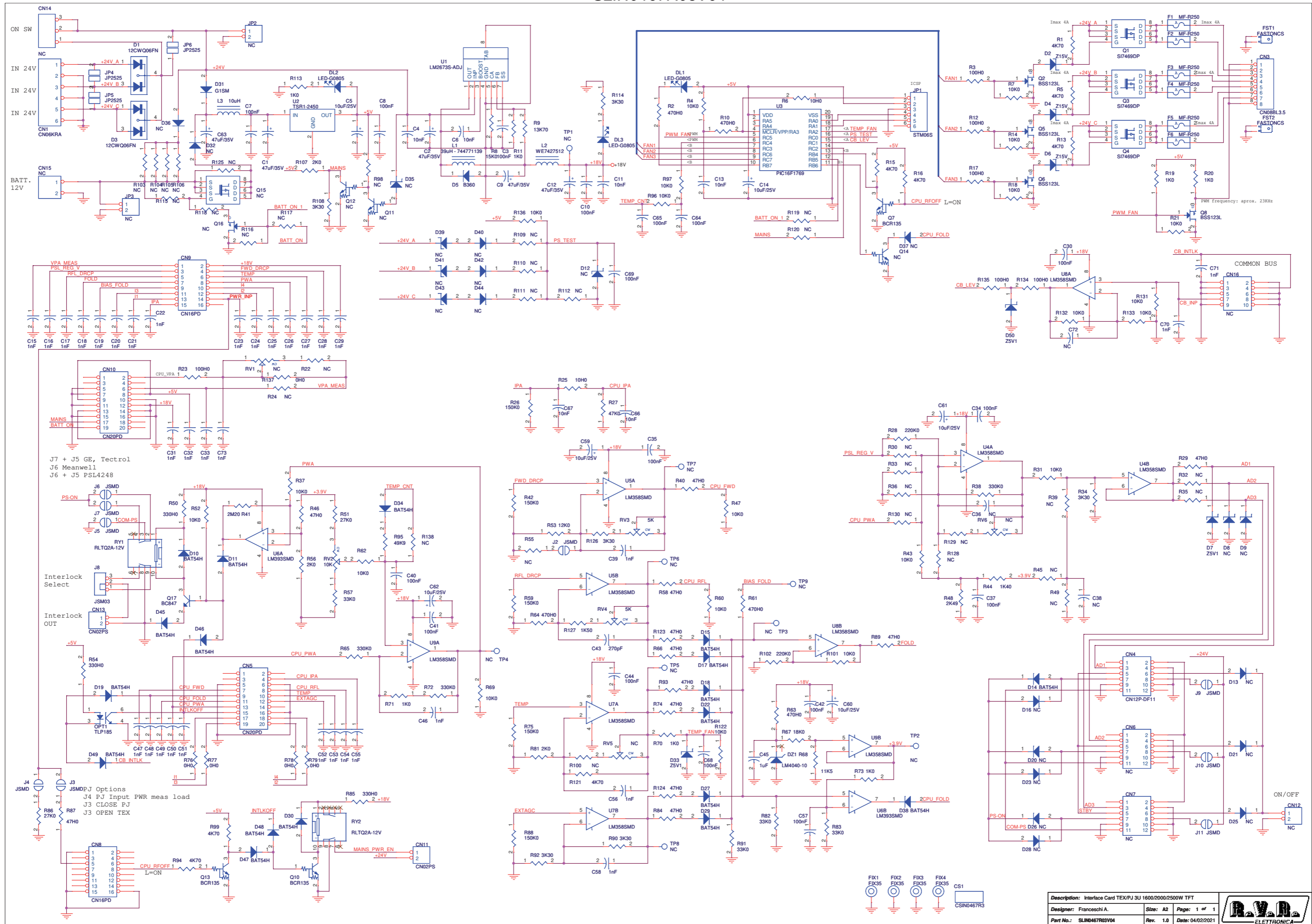
SLLPFTEX2K5

Low Pass Filter Revised: Tuesday, May 21, 2013
 SLLPFTEX2K5 Revision: 1.2
 Franceschi A.

Item	Quantity	Reference	Part	Description
1	1	CN1	SMA_FQ	
2	1	CN2	SMA90_RG	
3	1	CN3	BNCFPV	
4	1	COAX1	RG316	
5	1	CS1	CSLPPFJ1KM3	
6	1	C1	2p2	
7	1	C8	CSBLPPFJ1KM2	
8	3	C8, C9, C10	CSB1LPPFJ1KM	
9	1	C11	SLDCLPPFJ2K5	
10	4	C12, C13, C14, C15	6p8	
11	1	L1	BOB01020143A	
12	2	L2, L3	BOB01020142A	
13	1	L4	BOB01020031A	
14	1	L5	BOB01010009A	
15	1	L6	BOB01020153A	
16	1	L7	PMLMIHPF237A	
17	1	L8	BOB01020042A	
18	1	R1	50H_250W	
19	1	R2	47H/2W	
20	1	TL1	TLINE_L	



	PRODUCT NAME : TEX/PJ 3U	PART NAME : Interface Card TEX/PJ 3U
	DESIGNER : FRANCESCHI A.	DATE 01/07/20 REVIS. : 1.0 SCALE 2:1 SIZE A3 PAGE : 1 DI 1
ARCHIVING : 'RVRT' SERVER, 'RILASCIATI' FOLDER PROJECT CODE : <		DOCUMENT CODE : SLIN0467R03V**



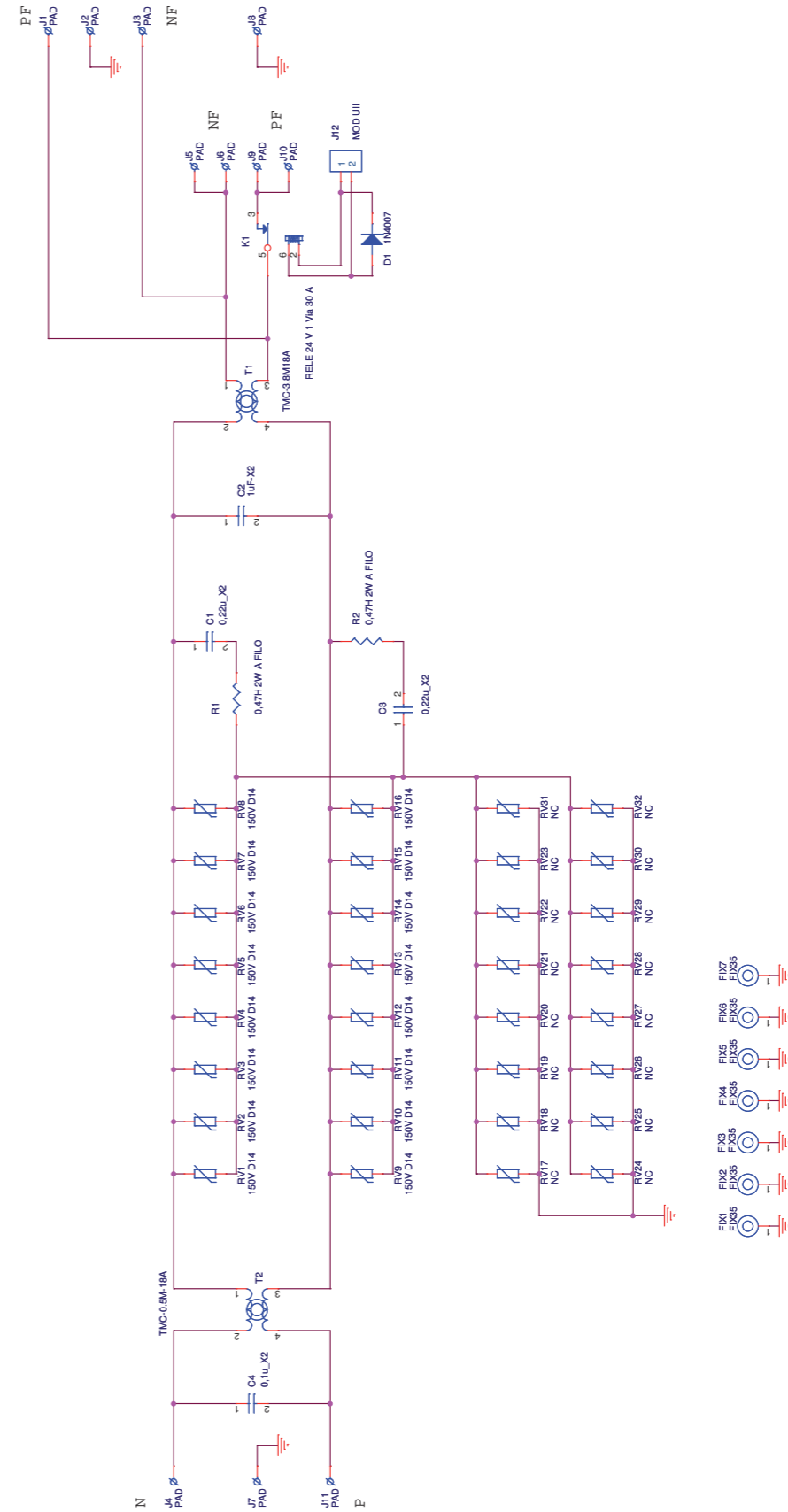
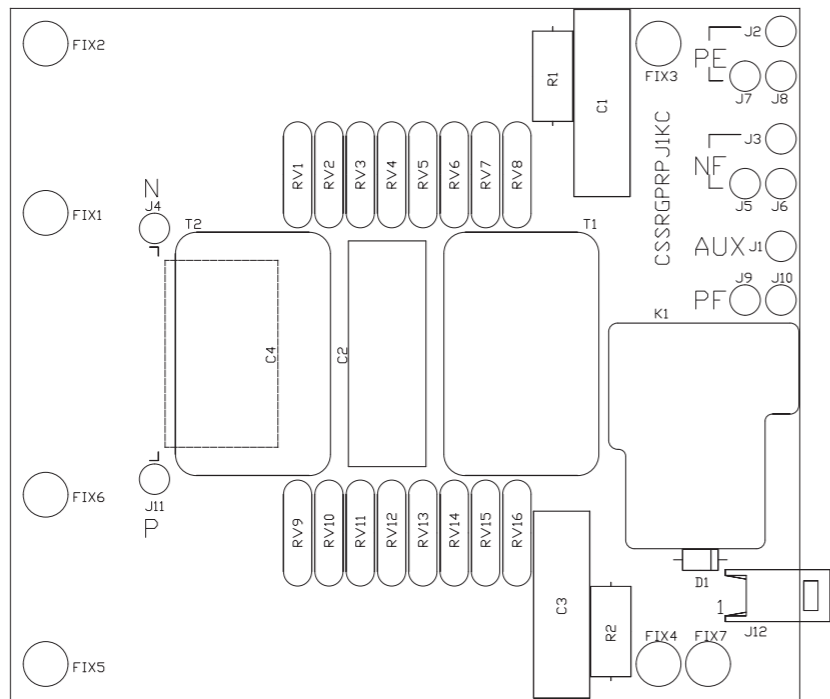
SLIN0467R03V04

Interface Card TEX/PJ 3U 1600/2000/2500W TFT Revised: 04/02/2021
 SLIN0467R03V04 Revision: 1.0
 Franceschi A.

Item	Quantity	Reference	Part	Description
1	1	CN1	CN06KRA	Conn. tipo KRA a 6 poli
2	1	CN3	CN08BL3.5	Conn. Weidm BL 8 poli passo 3.5mm
3	1	CN4	CN12P-DF11	Conn. 12 poli DF11 12pin p. 2mm
4	2	CN5, CN10	CN20PD	Conn. 20 poli Flat cs
5	2	CN6, CN7	NC	Conn. 12 poli DF11 12pin p. 2mm
6	2	CN8, CN9	CN16PD	Conn.M.C.S.Dritto 16P alette.
7	2	CN11, CN13	CN02PS	Conn. 2 poli WR-WTB
8	1	CN12	NC	Conn. 2 poli WR-WTB
9	1	CN14	NC	Conn. tipo KRA a 3 poli
10	1	CN15	NC	Conn. tipo KRA a 2 poli
11	1	CN16	NC	Conn. 10 poli Flat cs con alette
12	1	C51	CSIN0467R3	Circuito stampato
13	5	C1, C2, C9, C12, C63	47uF/35V	Cond. Elett. SMD tant. size D
14	17	C3, C7, C8, C10, C30, C34, C35, C37, C40, C41, C42, C44, C57, C64, C65, C68, C69	100nF	Cond. SMD 0805
15	6	C4, C6, C11, C13, C66, C67	10nF	Cond. SMD 0805
16	6	C5, C14, C59, C60, C61, C62	10uF/25V	Cond. Elett. SMD tant. size C
17	34	C15, C16, C17, C18, C19, C20, C21, C22, C23, C24, C25, C26, C27, C28, C29, C31, C32, C33, C39, C46, C47, C48, C49, C50, C51, C52, C53, C54, C55, C56, C58, C70, C71, C73	1nF	Cond. SMD 0805
18	3	C36, C38, C72	NC	Cond. SMD 0805
19	1	C43	270pF	Cond. SMD 0805
20	1	C45	1uF	Cond. SMD 0805
21	3	DL1, DL2, DL3	LED-G0805	LED Verde SMD 0805
22	1	D21	LM4040-10	SMD SOT23 precision Zener
23	2	D1, D3	12CWQ06FN	Doppio diodo shottky SMD DPAK
24	3	D2, D4, D6	Z15V	MINIMELF SMD Zener Diode
25	1	D5	B360	MELF SMD Diode
26	3	D7, D33, D50	Z5V1	MINIMELF SMD Zener Diode
27	7	D8, D9, D12, D35, D39, D41, D43	NC	MINIMELF SMD Zener Diode
28	18	D10, D11, D14, D15, D17, D18, D19, D22, D27, D29, D30, D34, D38, D45, D46, D47, D48, D49	BAT54H	SOD323 SMD Diode
29	13	D13, D16, D20, D21, D23, D25, D26, D28, D36, D37, D40, D42, D44	NC	SOD323 SMD Diode
30	1	D31	G15M	MELF SMD Diode
31	1	D32	NC	MELF SMD Diode
32	4	FIX1, FIX2, FIX3, FIX4	FIX35	Foro fissaggio 3.5mm
33	2	FST1, FST2	FASTONCS	Faston da CS p. 5.08
34	6	F1, F2, F3, F4, F5, F6	MF-R250	Fusibile autorip. RXE p5,1mm
35	1	JP1	STM065	Male strip 6 pin
36	2	JP2, JP3	NC	Female strip 2 pin
37	3	JP4, JP5, JP6	JP2525	PAD a saldare
38	9	J2, J3, J4, J5, J6, J7, J9, J10, J11	J5MD	Pad SMD a saldare
39	1	J8	J5M03	Pad SMD a saldare a 2 pos.
40	1	L1	39uH - 744771139	Shielded power inductor
41	1	L2	WE7427512	Power ferrite bead
42	1	L3	10uH	Ind. verticale SMD dia. 4 p 4.8
43	1	OPT1	TLP185	Optocoupler SMD SO6
44	3	Q1, Q3, Q4	S17469DP	P-Channel 80-V (D-S) MOSFET
45	4	Q2, Q5, Q6, Q8	B5S123L	Trans. FET SOT23
46	3	Q7, Q10, Q13	BCR135	Trans./Res. NPN SOT23
47	3	Q11, Q12, Q14	NC	Trans./Res. NPN SOT23
48	1	Q15	NC	P-Channel 80-V (D-S) MOSFET
49	1	Q16	NC	Trans. FET SOT23
50	1	Q17	BC847	Trans. NPN SOT23
51	3	RV1, RV5, RV6	NC	Trimmer SMD V 3314
52	1	RV2	10K	Trimmer SMD V 3314
53	2	RV3, RV4	5K	Trimmer SMD V 3314
54	2	RY1, RY2	RLTQ2A-12V	Rele' TQ2
55	8	R1, R5, R13, R15, R16, R94, R99, R121	4K70	Res. SMD 0805 1%
56	5	R2, R10, R61, R63, R64	470H0	Res. SMD 0805 1%
57	6	R3, R12, R17, R23, R134, R135	100H0	Res. SMD 0805 1%
58	21	R4, R7, R14, R18, R21, R31, R37, R43, R47, R52, R60, R62, R69, R96, R97, R101, R122, R131, R132, R133, R136	10K0	Res. SMD 0805 1%
59	2	R6, R25	10H0	Res. SMD 0805 1%
60	1	R8	15K0	Res. SMD 0805 1%
61	1	R9	13K70	Res. SMD 0805 1%
62	7	R11, R19, R20, R70, R71, R73, R113	1K0	Res. SMD 0805 1%
63	32	R22, R24, R30, R32, R33, R35, R36, R39, R45, R49, R55, R98, R100, R103, R104, R105, R106, R109, R110, R111, R112, R115, R116, R117, R118, R119, R120, R125, R128, R129, R130, R138	NC	Res. SMD 0805 1%
64	5	R26, R42, R59, R75, R88	150K0	Res. SMD 0805 1%
65	1	R27	47K0	Res. SMD 0805 1%

Item	Quantity	Reference	Part	Description
66	2	R28, R102	220K0	Res. SMD 0805 1%
67	12	R29, R40, R46, R58, R66, R74, R84, R87, R89, R93, R123, R124	47H0	Res. SMD 0805 1%
68	6	R34, R90, R92, R108, R114, R126	3K30	Res. SMD 0805 1%
69	3	R38, R65, R72	330K0	Res. SMD 0805 1%
70	1	R41	2M20	Res. SMD 0805 1%
71	1	R44	1K40	Res. SMD 0805 1%
72	1	R48	2K49	Res. SMD 0805 1%
73	3	R50, R54, R85	330H0	Res. SMD 0805 1%
74	2	R51, R86	27K0	Res. SMD 0805 1%
75	1	R53	12K0	Res. SMD 0805 1%
76	3	R56, R81, R107	2K0	Res. SMD 0805 1%
77	4	R57, R82, R83, R91	33K0	Res. SMD 0805 1%
78	1	R67	18K0	Res. SMD 0805 1%
79	1	R68	11K5	Res. SMD 0805 1%
80	5	R76, R77, R78, R79, R137	0H0	Res. SMD 0805 1%
81	1	R95	49K9	Res. SMD 0805 1%
82	1	R127	1K50	Res. SMD 0805 1%
83	4	TP1, TP2, TP3, TP4	NC	Test point
84	5	TP5, TP6, TP7, TP8, TP9	NC	Test point
85	1	U1	LM2673S-ADJ	SMD Switching regulator
86	1	U2	TSR1-2450	Switching SIP3 regulator
87	1	U3	PIC16F1769	SSOP 8bit microcontroller
88	5	U4, U5, U7, U8, U9	LM358SMD	Dual Op. SMD SO8
89	1	U6	LM393SMD	Dual Op. SMD SO8

SLSRGPRPJ1KM



PRODUCT NAME : TEX-TFT	PART NAME : SURGE PROTECTION CARD
DESIGNER : FRANCESCHI A.	DATE : 22/11/05
REVISION : 1.2	SCALE : 1:1
SIZE : A4	PAGE : 1 DI 1

ARCHIVING : "RVVUT" SERVER, "RILASCIATI" FOLDER | PROJECT CODE : 252 | DOCUMENT CODE : SLSRGPRPJ1KM

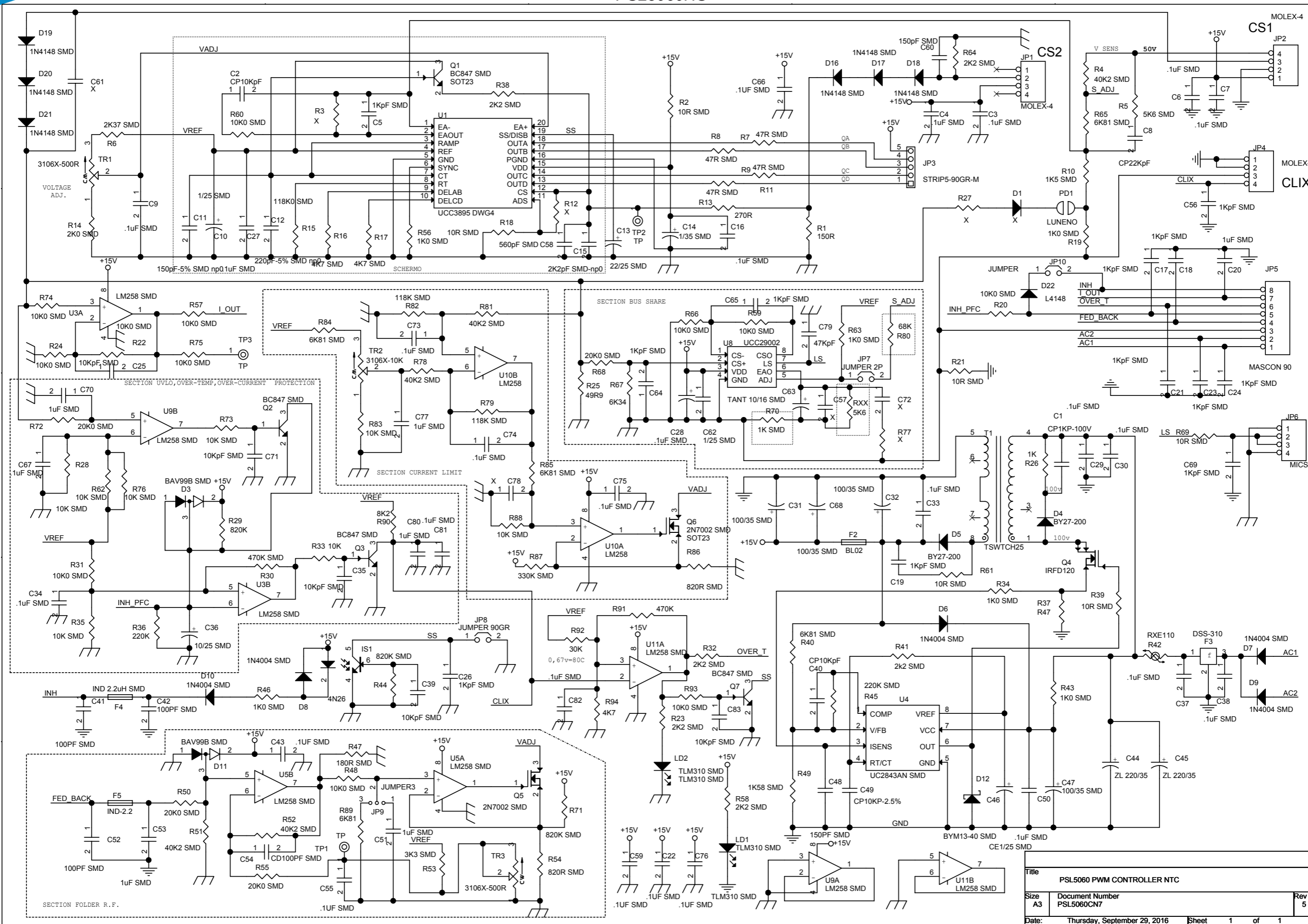
Description: Surge Protection Card	
Designer: Franceschi A.	Size: A3
Part No.: SLSRGPRPJ1KM	Page: 1 of 1
Rev.: 1.2	Date: 09/02/2006

SLSRGPRPJ1KM

Surge Protection Card Revised: 09/02/2006
 SLSRGPRPJ1KM Revision: 1.2
 Franceschi A.

Item	Quantity	Reference	Part
1	2	C1, C3	0,22u_X2
2	1	C2	1uF-X2
3	1	C4	0,1u_X2
4	1	D1	1N4007
5	7	FIX1, FIX2, FIX3, FIX4, FIX5, FIX6, FIX7	FIX35
6	11	J1, J2, J3, J4, J5, J6, J7, J8, J9, J10, J11	PAD
7	1	J12	MOD UII
8	1	K1	RELE 24 V 1 Via 30 A
9	16	RV1, RV2, RV3, RV4, RV5, RV6, RV7, RV8, RV9, RV10, RV11, RV12, RV13, RV14, RV15, RV16	150V D14
10	2	R2, R1	0,47H 2W A FILO
11	1	T1	TMC-3.8M18A
12	1	T2	TMC-0.5M-18A

PSL5060HS



Title		
PSL5060 PWM CONTROLLER NTC		
Size	Document Number	Rev
A3	PSL5060CN7	5
Date:	Thursday, September 29, 2016	Sheet 1 of 1

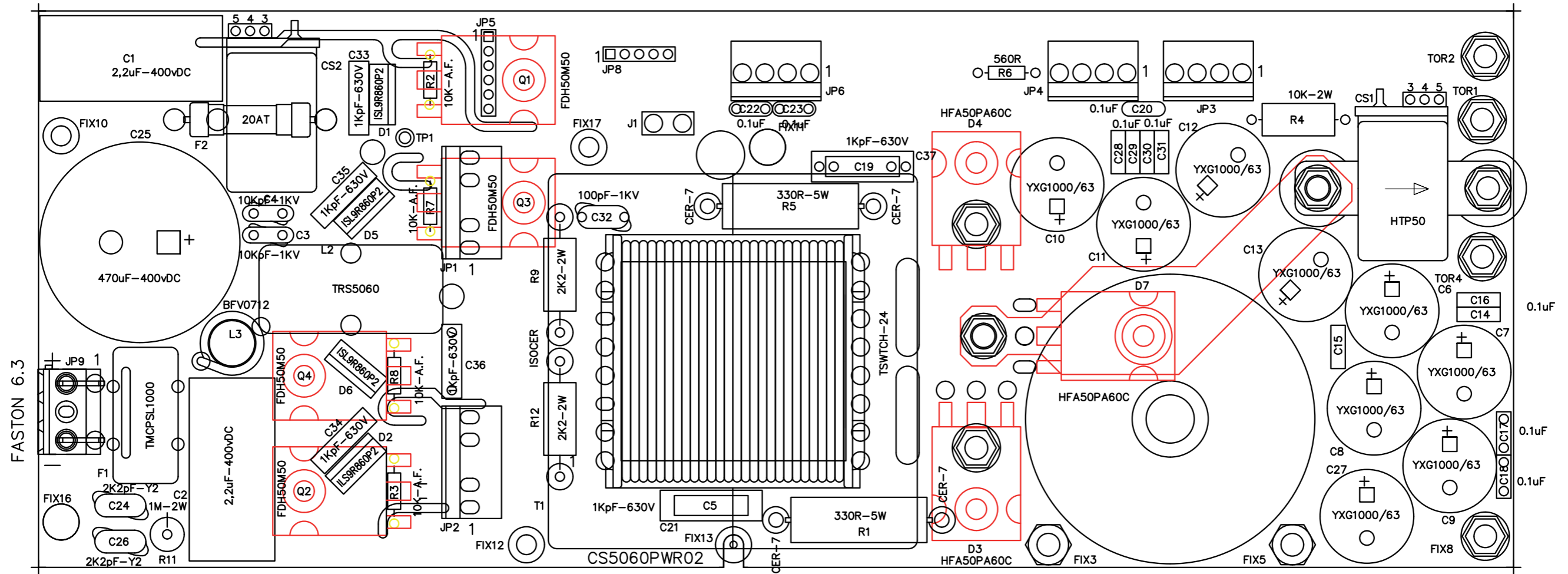
PSL5060HS

PSL5060 PWM CONTROLLER NTC Revised: Wednesday, March 31, 2021
 PSL5060CN7 Revision: 5

Item	Quantity	Reference	Part
1	1	C1	CP1KP-100V
2	2	C2, C40	CP10KpF
3	27	C3, C4, C6, C7, C9, C16, C22, C27, C28, C29, C30, C33, C34, C37, C38, C43, C50, C55, C59, C66, C67, C73, C74, C75, C76, C81, C82	.1UF SMD
4	12	C5, C17, C18, C19, C21, C23, C24, C26, C56, C64, C65, C69	1KpF SMD
5	1	C8	CP22KpF
6	2	C10, C62	1/25 SMD
7	1	C11	150pF-5% SMD np0
8	1	C12	220pF-5% SMD np0
9	1	C13	22/25 SMD
10	1	C14	1/35 SMD
11	1	C15	2K2pF SMD-np0
12	6	C20, C51, C53, C70, C77, C80	1uF SMD
13	5	C25, C35, C39, C71, C83	10KpF SMD
14	4	C31, C32, C47, C68	100/35 SMD
15	1	C36	10/25 SMD
16	3	C41, C42, C52	100PF SMD
17	2	C44, C45	ZL 220/35
18	1	C46	CE1/25 SMD
19	2	C48, C60	150pF SMD
20	1	C49	CP10KP-2.5%
21	1	C54	CD100PF SMD
22	9	D1, R3, R12, R27, C57, C61, C72, R77, C78	X
23	1	C58	560pF SMD
24	1	C63	TANT 10/16 SMD
25	1	C79	47KpF
26	2	D3, D11	BAV99B SMD
27	2	D4, D5	BY27-200
28	5	D6, D7, D8, D9, D10	1N4004 SMD
29	1	D12	BYM13-40 SMD
30	6	D16, D17, D18, D19, D20, D21	1N4148 SMD
31	1	D22	L4148
32	1	F2	BL02
33	1	F3	DSS-310
34	1	F4	IND 2.2uH SMD
35	1	F5	IND-2.2
36	1	IS1	4N26
37	3	JP1, JP2, JP4	MOLEX-4
38	1	JP3	STRIP5-90GR-M
39	1	JP5	MASCON 90
40	1	JP6	MICS4
41	1	JP7	JUMPER 2P
42	1	JP8	JUMPER 90GR
43	1	JP9	JUMPER3
44	1	JP10	JUMPER
45	2	LD1, LD2	TLM310 SMD
46	1	PD1	LUNENO
47	4	Q1, Q2, Q3, Q7	BC847 SMD
48	1	Q4	IRFD120
49	2	Q5, Q6	2N7002 SMD
50	1	RXX	5K6
51	1	R1	150R

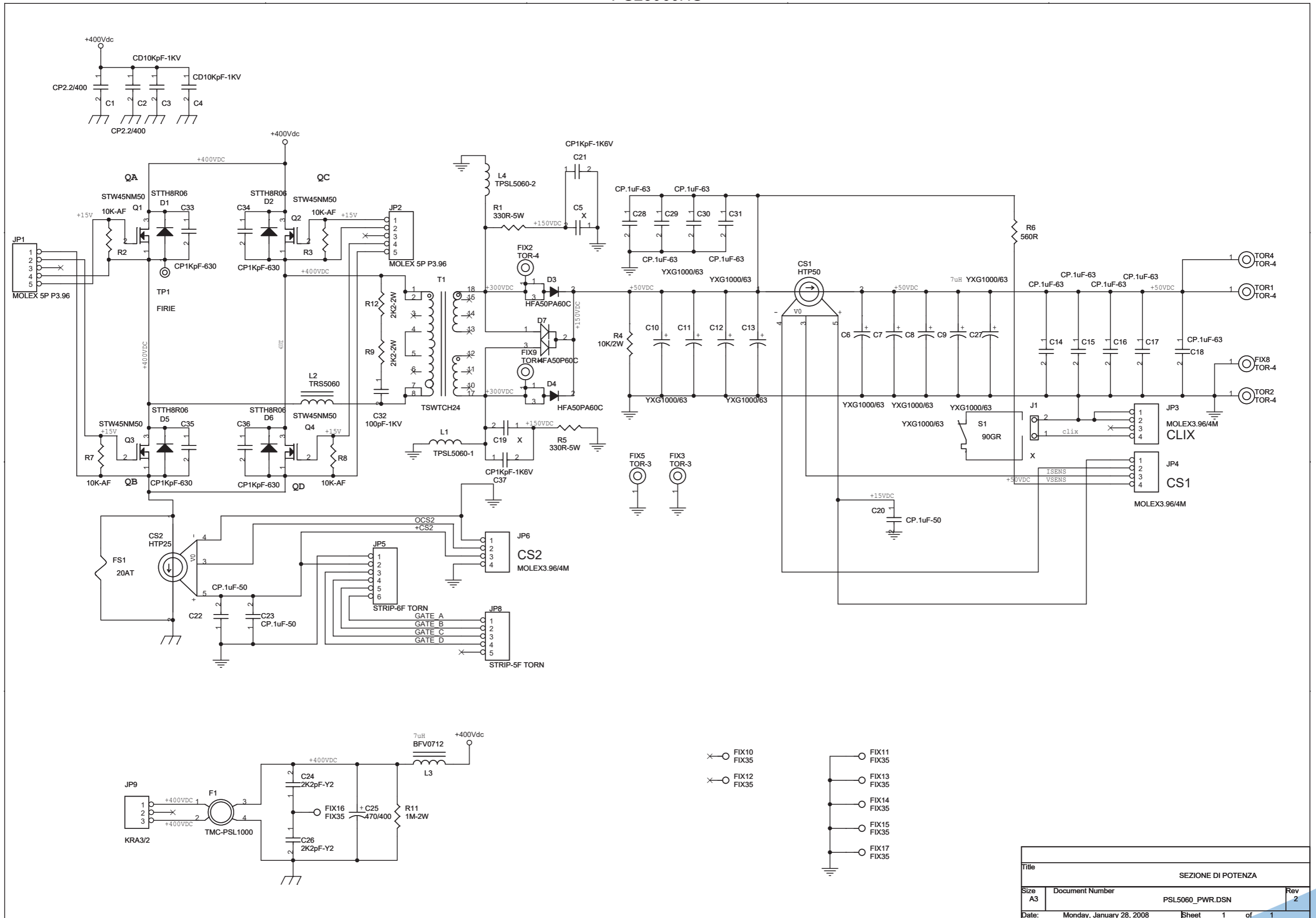
Item	Quantity	Reference	Part
52	6	R2, R18, R21, R39, R61, R69	10R SMD
53	5	R4, R51, R52, R78, R81	40K2 SMD
54	1	R5	5K6 SMD
55	1	R6	2K37 SMD
56	4	R7, R8, R9, R11	47R SMD
57	1	R10	1K5 SMD
58	1	R13	270R
59	1	R14	2K0 SMD
60	1	R15	118K0 SMD
61	2	R16, R17	4K7 SMD
62	6	R19, R34, R43, R46, R56, R63	1K0 SMD
63	12	R20, R22, R24, R31, R48, R57, R59, R60, R66, R74, R75, R93	10K0 SMD
64	6	R23, R32, R38, R41, R58, R64	2K2 SMD
65	1	R25	49R9
66	1	R26	1K
67	7	R28, R35, R62, R73, R76, R83, R88	10K SMD
68	1	R29	820K
69	1	R30	470K SMD
70	1	R33	10K
71	1	R36	220K
72	1	R37	R47
73	4	R40, R65, R84, R85	6K81 SMD
74	1	R42	RXE110
75	2	R44, R71	820K SMD
76	1	R45	220K SMD
77	1	R47	180R SMD
78	1	R49	1K58 SMD
79	4	R50, R55, R68, R72	20K0 SMD
80	1	R53	3K3 SMD
81	2	R54, R86	820R SMD
82	1	R67	6K34
83	1	R70	1K SMD
84	2	R79, R82	118K SMD
85	1	R80	68K
86	1	R87	330K SMD
87	1	R89	6K81
88	1	R90	8K2
89	1	R91	470K
90	1	R92	30K
91	1	R94	4K7
92	3	TP1, TP2, TP3	TP
93	2	TR1, TR3	3106X-500R
94	1	TR2	3106X-10K
95	1	T1	TSWTCH25
96	1	U1	UCC3895 DWG4
97	4	U3, U5, U9, U11	LM258 SMD
98	1	U4	UC2843AN SMD
99	1	U8	UCC29002
100	1	U10	LM258

PSL5060HS



ARCHIVIO: X:\WORKDWG\	
TITLE	POWER PSL5060
DOCUMENT NUMBER	PSL5060PWR_01.DWG REV
DATE:	8 MAGGIO 2008

PSL5060HS



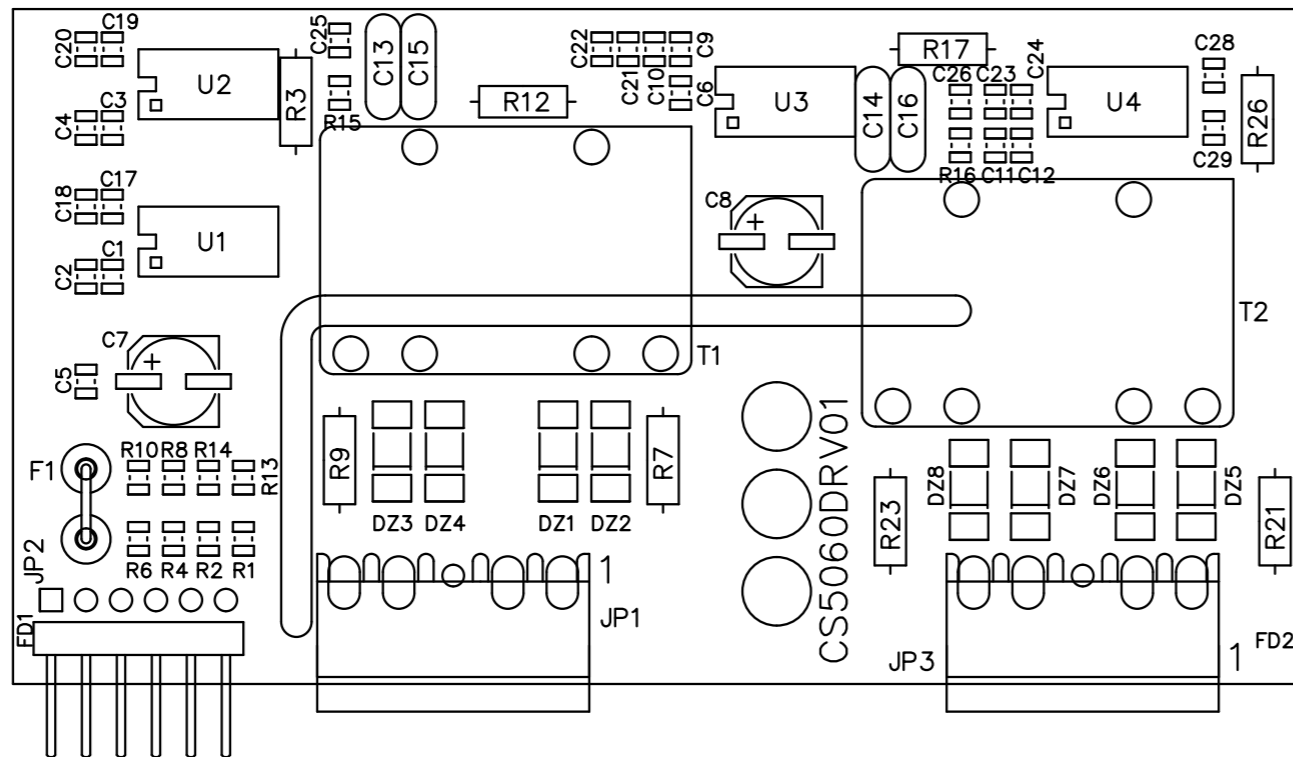
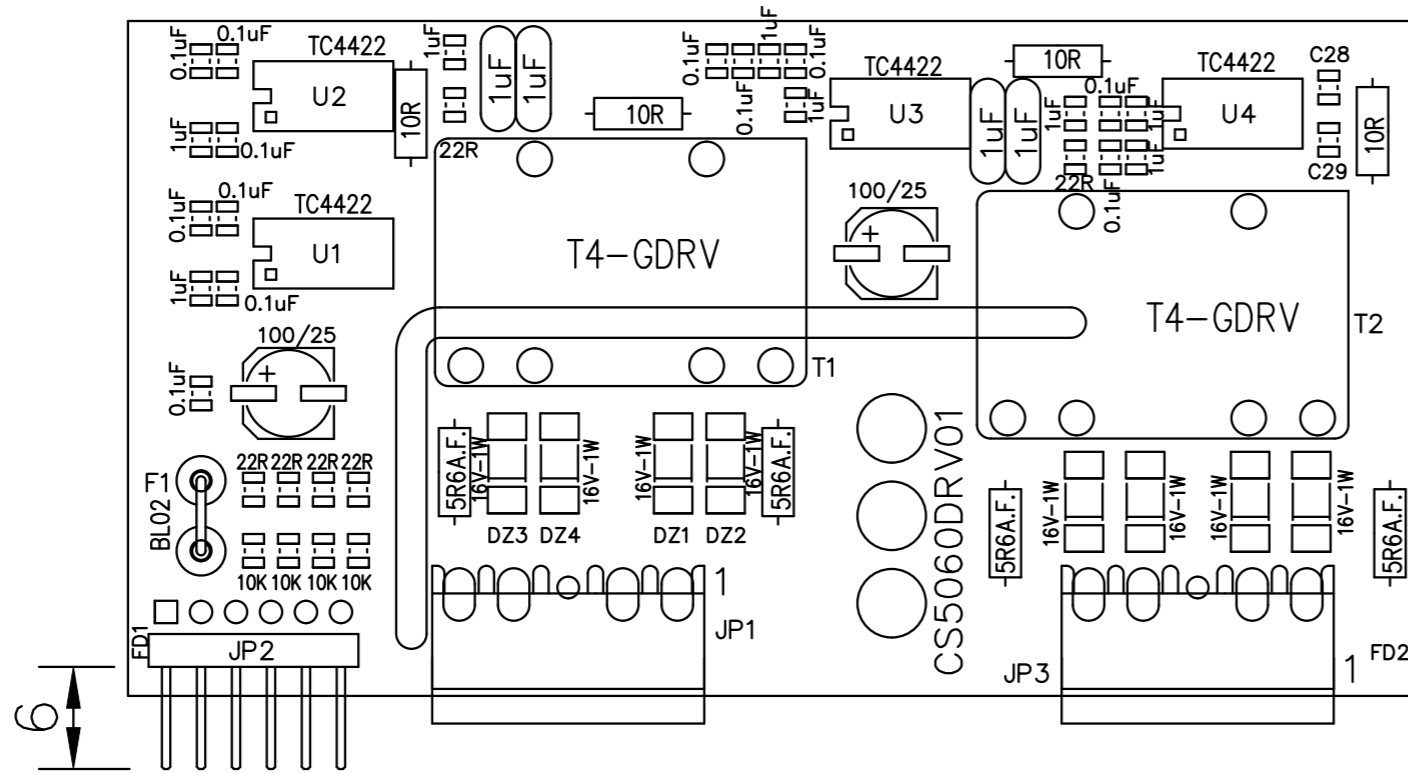
Title			SEZIONE DI POTENZA
Size	Document Number	Rev	
A3	PSL5060_PWR.DSN	2	
Date:	Monday, January 28, 2008	Sheet	1 of 1

PSL5060HS

SEZIONE DI POTENZA Revised: Monday, January 28, 2008
 PSL5060_PWR.DSN Revision: 2

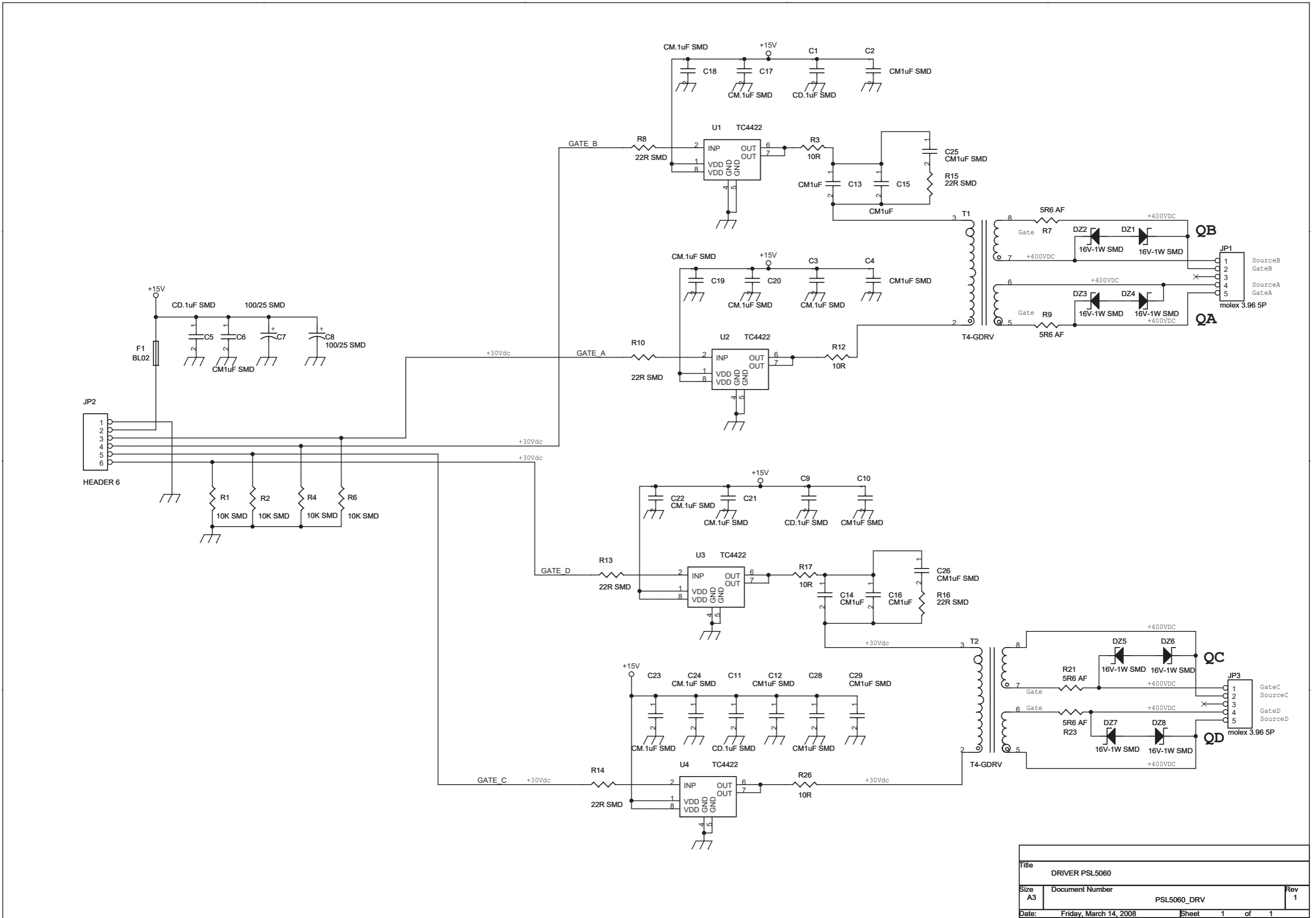
Item	Quantity	Reference	Part
1	1	CS1	HTP50
2	1	CS2	HTP25
3	2	C1, C2	CP2.2/400
4	2	C3, C4	CD10KpF-1KV
5	3	J1, C5, C19	X
6	9	C6, C7, C8, C9, C10, C11, C12, C13, C27	YXG1000/63
7	9	C14, C15, C16, C17, C18, C28, C29, C30, C31	CP.1uF-63
8	3	C20, C22, C23	CP.1uF-50
9	2	C21, C37	CP1KpF-1K6V
10	2	C24, C26	2K2pF-Y2
11	1	C25	470/400
12	1	C32	100pF-1KV
13	4	C33, C34, C35, C36	CP1KpF-630
14	4	D1, D2, D5, D6	STTH8R06
15	2	D3, D4	HFA50PA60C
16	1	D7	HFA50P60C
17	6	TOR1, TOR2, FIX2, TOR4, FIX8, FIX9	TOR-4
18	2	FIX3, FIX5	TOR-3
19	8	FIX10, FIX11, FIX12, FIX13, FIX14, FIX15, FIX16, FIX17	FIX35
20	1	FS1	20AT
21	1	F1	TMC-PSL1000
22	2	JP1, JP2	MOLEX 5P P3.96
23	3	JP3, JP4, JP6	MOLEX3.96/4M
24	1	JP5	STRIP-6F TORN
25	1	JP8	STRIP-5F TORN
26	1	JP9	KRA3/2
27	1	L1	TPSL5060-1
28	1	L2	TRS5060
29	1	L3	BFV0712
30	1	L4	TPSL5060-2
31	4	Q1, Q2, Q3, Q4	STW45NM50
32	2	R1, R5	330R-5W
33	4	R2, R3, R7, R8	10K-AF
34	1	R4	10K/2W
35	1	R6	560R
36	2	R9, R12	2K2-2W
37	1	R11	1M-2W
38	1	S1	90GR
39	1	TP1	FIRIE
40	1	T1	TSWTCH24

PSL5060HS



ARCHIVIO: X:\WORKDWG\	
TITLE	PSL5060DRV
DOCUMENT NUMBER	PSL5060DRV. DWG REV 1
DATE:	11 APRILE 2008

PSL5060HS



Title		
DRIVER PSL5060		
Size	Document Number	Rev
A3	PSL5060_DRV	1
Date:	Friday, March 14, 2008	Sheet 1 of 1

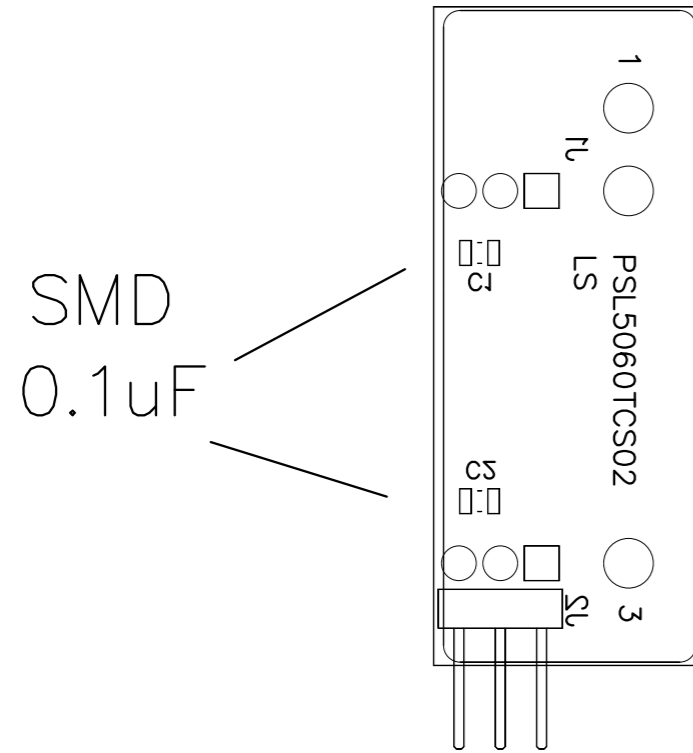
PSL5060HS

DRIVER PSL5060 Revised: Friday, March 14, 2008
 PSL5060_DRV Revision: 1

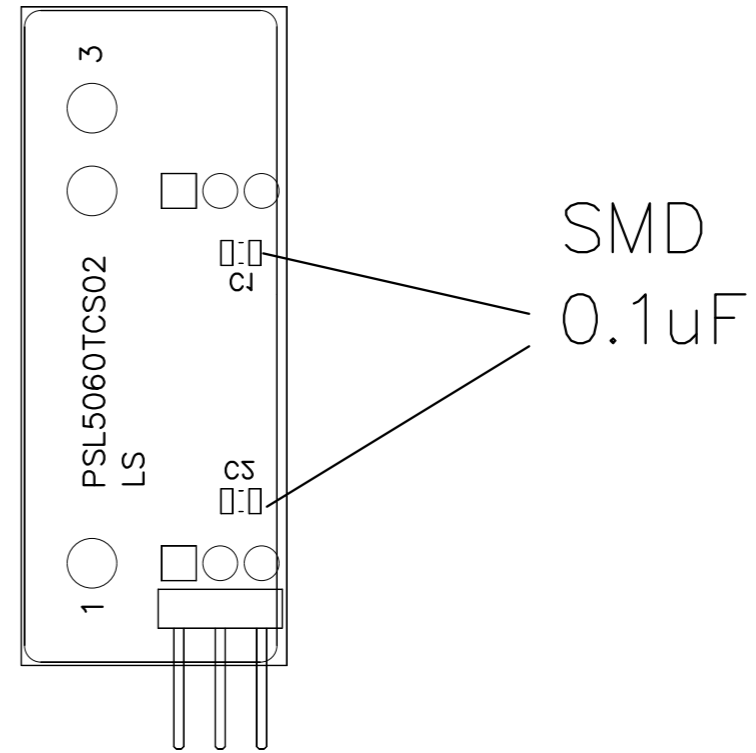
Item	Quantity	Reference	Part
1	4	C1, C5, C9, C11	CD.1uF SMD
2	9	C2, C4, C6, C10, C12, C25, C26, C28, C29	CM1uF SMD
3	9	C3, C17, C18, C19, C20, C21, C22, C23, C24	CM.1uF SMD
4	2	C7, C8	100/25 SMD
5	4	C13, C14, C15, C16	CM1uF
6	8	DZ1, DZ2, DZ3, DZ4, DZ5, DZ6, DZ7, DZ8	16V-1W SMD
7	1	F1	BL02
8	2	JP1, JP3	molex 3.96 5P
9	1	JP2	HEADER 6
10	4	R1, R2, R4, R6	10K SMD
11	4	R3, R12, R17, R26	10R
12	4	R7, R9, R21, R23	5R6 AF
13	6	R8, R10, R13, R14, R15, R16	22R SMD
14	2	T1, T2	T4-GDRV
15	4	U1, U2, U3, U4	TC4422

PSL5060HS

HTP50



HTP25



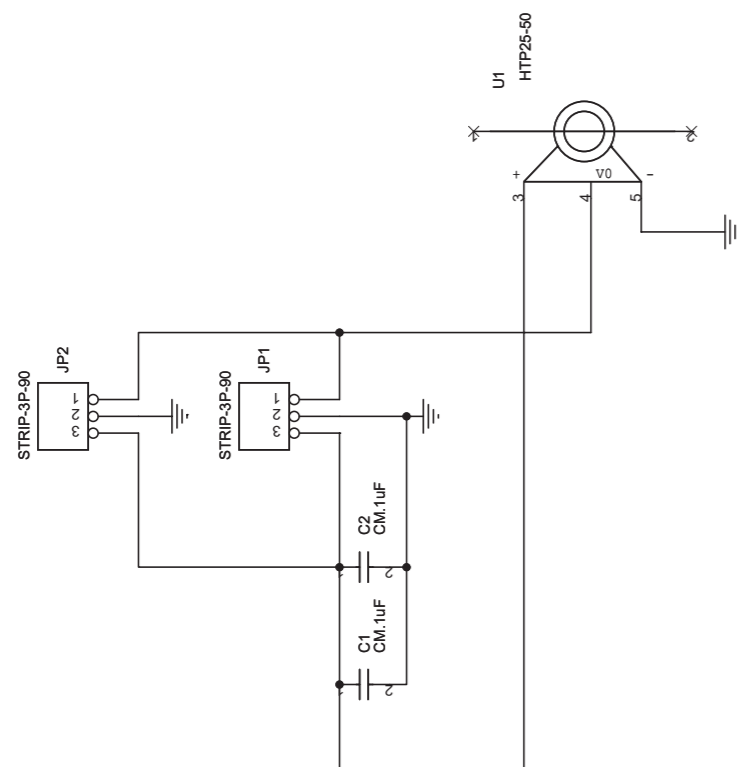
ARCHIVIO: X:\WORKDWG\	
TITLE SENSORE DI CORRENTE PSL5060	
DOCUMENT NUMBER	PSL5060PWR_ASSEMBL. DWG REV
DATE:	15 APRILE 2008

PSL5060HS

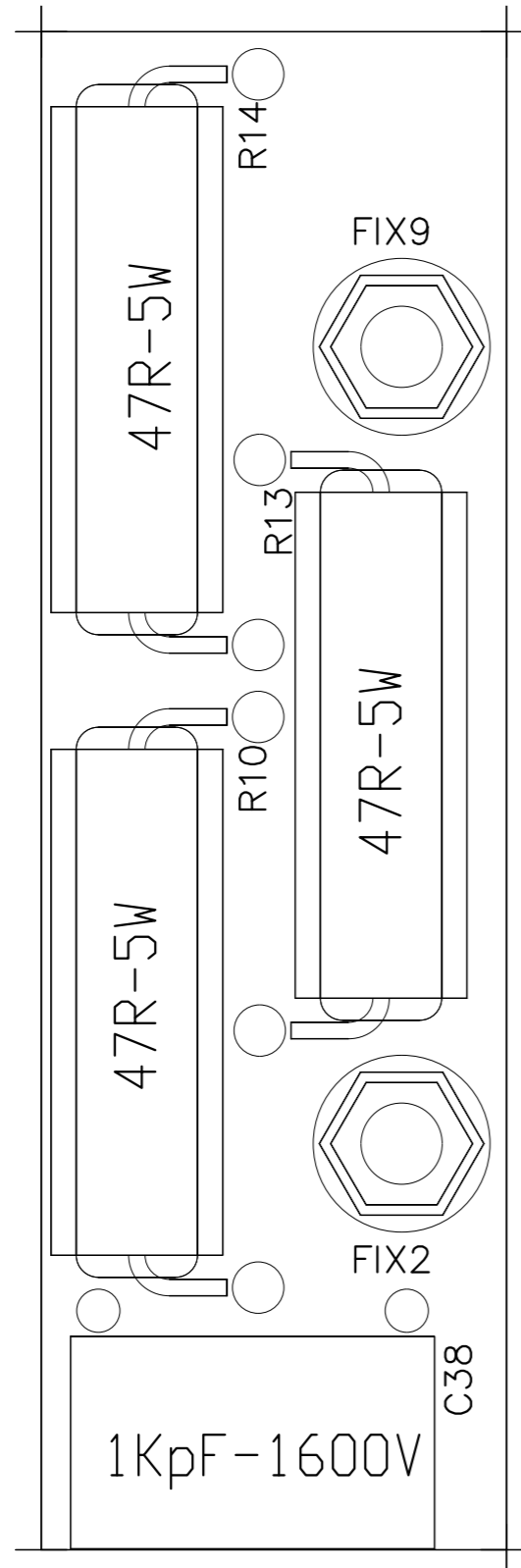
Title	SENSORE CORRENTE PSL5060		
Size	A4	Document Number	SC_5060.DSN
Date:	Tuesday, December 04, 2007	Sheet	1 of 1
Rev	1		

SENSORE CORRENTE PSL5060 Revised: Tuesday, December 04, 2007
SC_5060.DSN Revision: 1

Item	Quantity	Reference	Part
1	2	C1, C2	CM.1uF
2	2	JP1, JP2	STRIP-3P-90
3	1	U1	HTP25-50



PSL5060HS



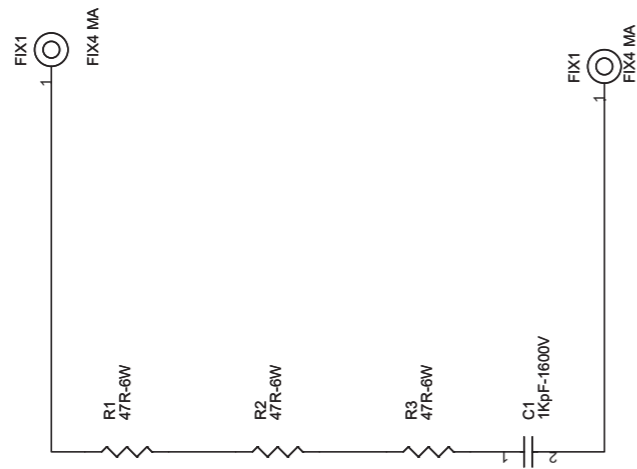
ARCHIVIO: X:\WORKDWG\		
TITLE		SNUBBER PSL5060
DOCUMENT NUMBER	PSL5060SNR01_MNT. DWG	REV
DATE:		15 APRILE 2008

PSL5060HS

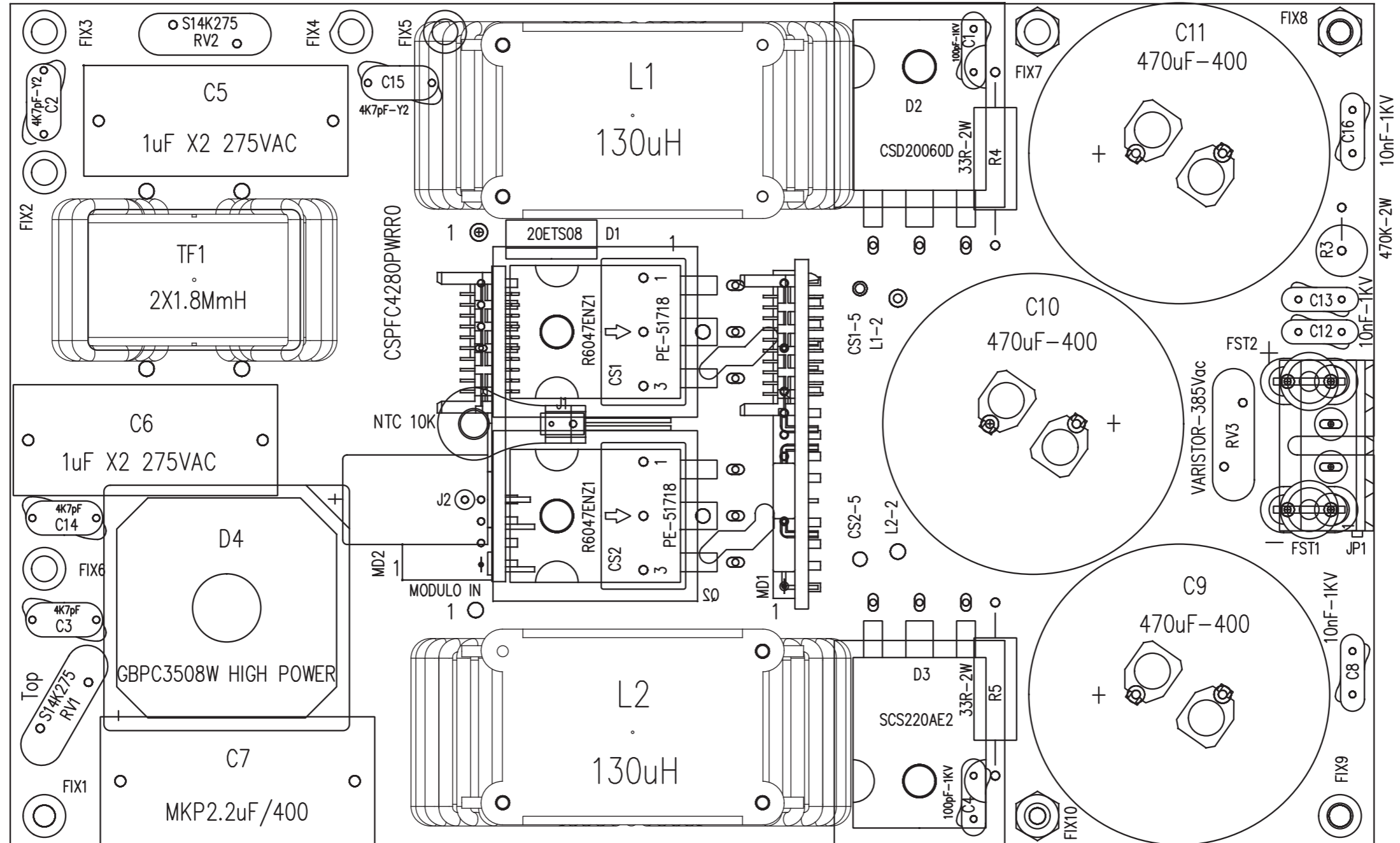
Title	POWER PSL5060 SNUBBER
Document Number	PSL506_SNB.DSN
Size	A4
Rev	1
Date:	Monday, January 28, 2008
Sheet	1 of 1

POWER PSL5060 SNUBBER Revised: Monday, January 28, 2008
PSL506_SNB.DSN Revision: 1

Item	Quantity	Reference	Part
1	1	C1	1KpF-1600V
2	1	FIX1	FIX4 MA
3	3	R1, R2, R3	47R-6W

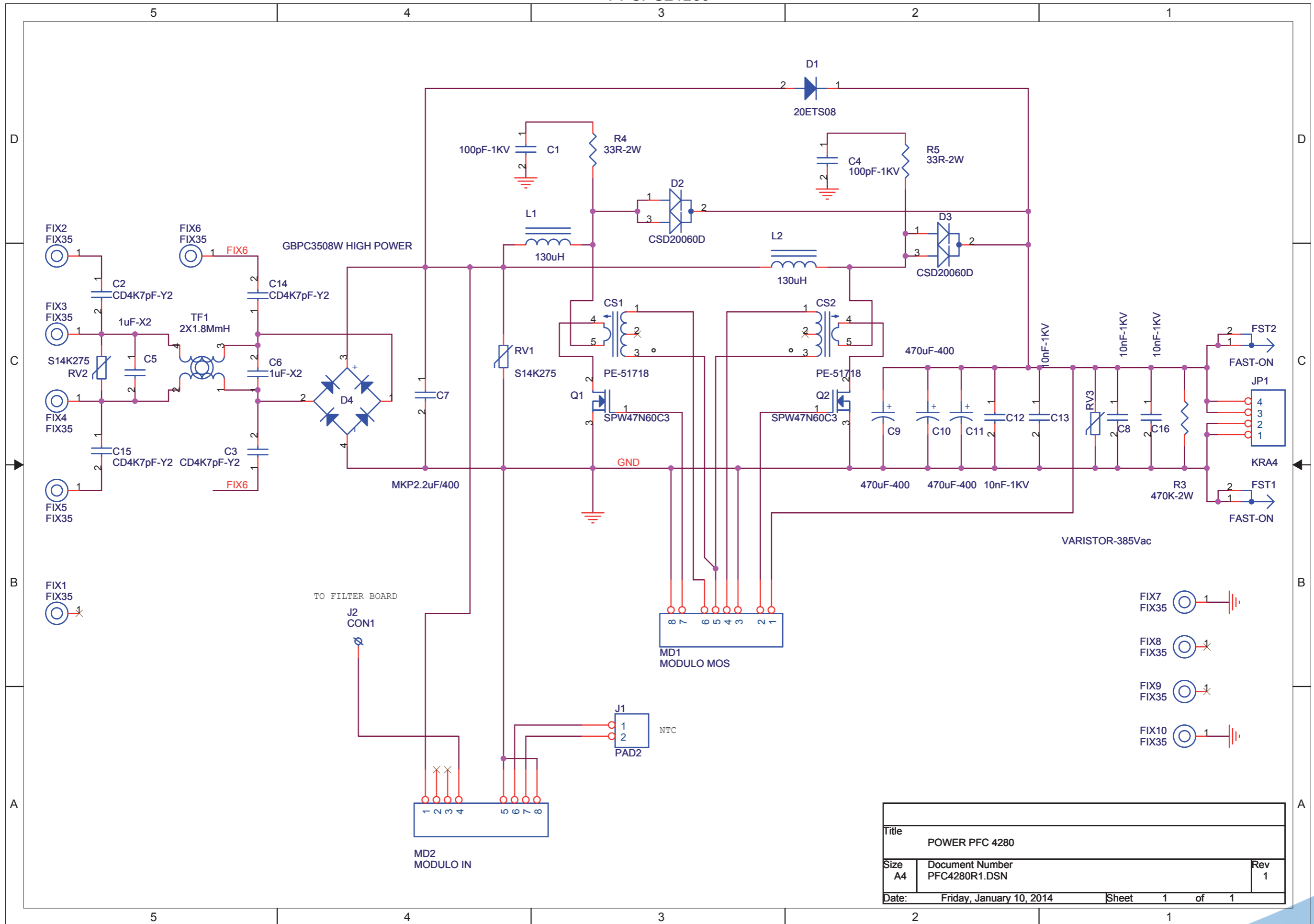


PFCPSL4280



ARCHIVIO: X:\WORKDWG\	
TITLE PIANO DI MONTAGGIO PWR PFC4280 R1	
DOCUMENT NUMBER PFC4280PWR_R1_MNT. DWG	REV 1
DATE: 4 MARZO 2014	

PFCPSL4280



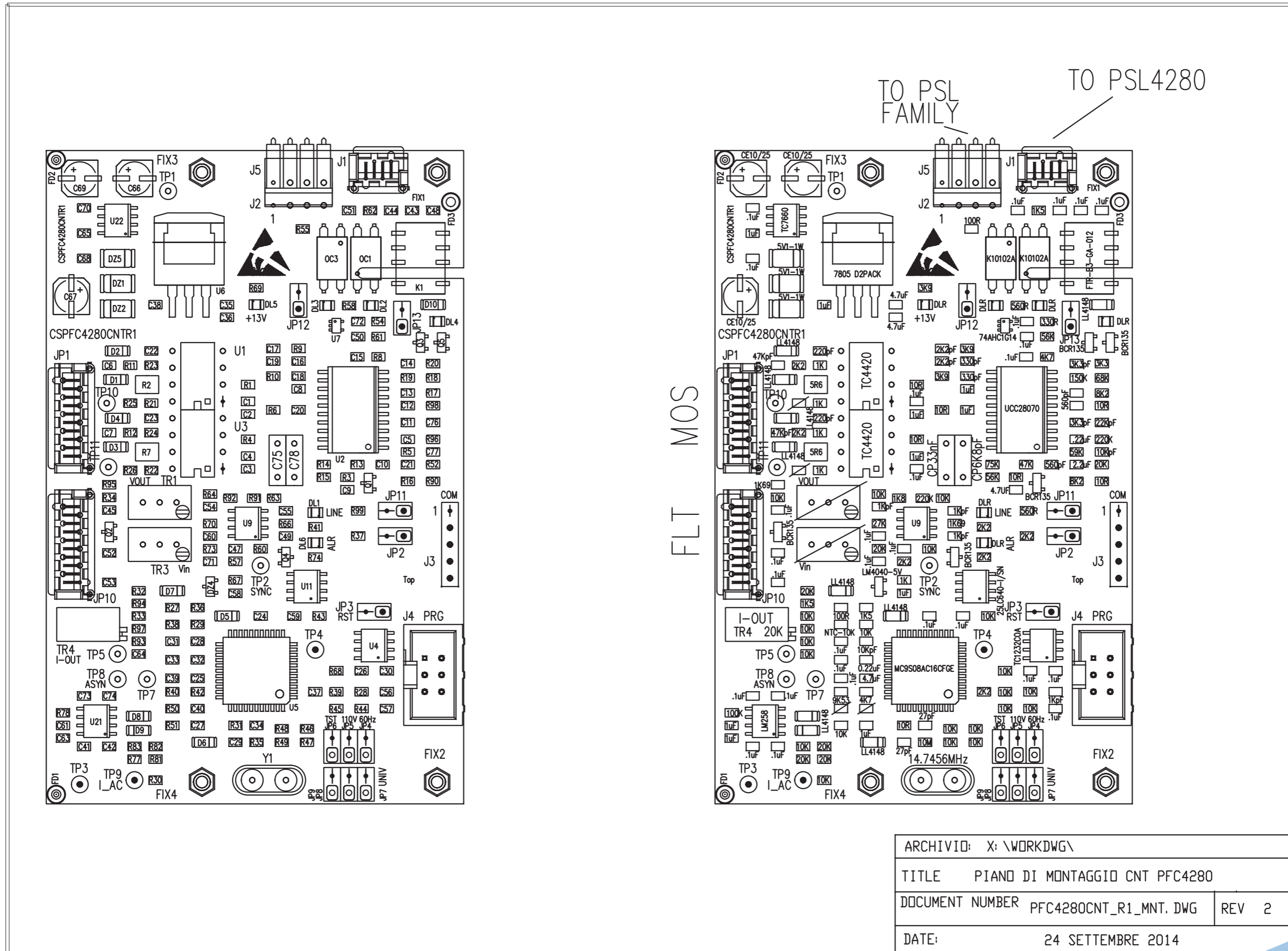
Title		
POWER PFC 4280		
Size	Document Number	Rev
A4	PFC4280R1.DSN	1
Date:	Friday, January 10, 2014	Sheet 1 of 1

PFCPSL4280

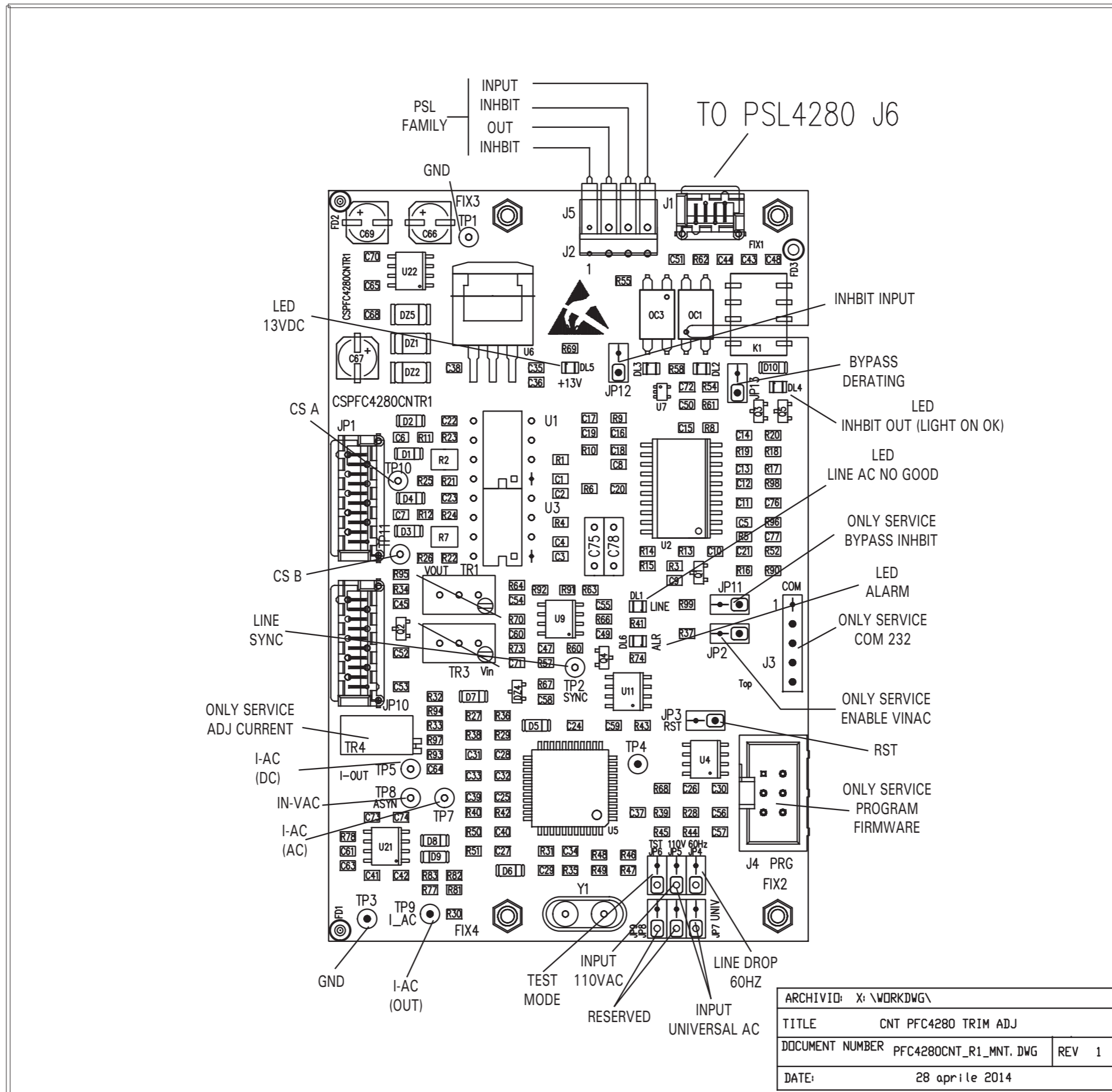
POWER PFC 4280 Revised: Friday, January 10, 2014
 PFC4280R1.DSN Revision: 1

Item	Quantity	Reference	Part
1	2	CS2,CS1	PE-51718
2	2	C1,C4	100pF-1KV
3	4	C2,C3,C14,C15	CD4K7pF-Y2
4	2	C5C6	1uF-X2
5	1	C7	MKP2.2uF/400
6	4	C8,C12,C13,C16	10nF-1KV
7	3	C9,C10,C11	470uF-400
8	1	D1	20ETS08
9	2	D2,D3	CSD20060D
10	1	D4	GBPC3508W HIGH POWER
11	10	FIX1,FIX2,FIX3,FIX4,FIX5,FIX6,FIX7,FIX8,FIX9,FIX10	FIX35
12	2	FST1,FST2	FAST-ON
13	1	JP1	KRA4
14	1	J1	PAD2
15	1	J2	CON1
16	2	L1,L2	130uH
17	1	MD1	MODULO MOS
18	1	MD2	MODULO IN
19	2	Q1,Q2	SPW47N60C3
20	2	RV2,RV1	S14K275
21	1	RV3	VARISTOR-385Vac
22	1	R3	470K-2W
23	2	R4,R5	33R-2W
24	1	TF1	2X1.8MmH

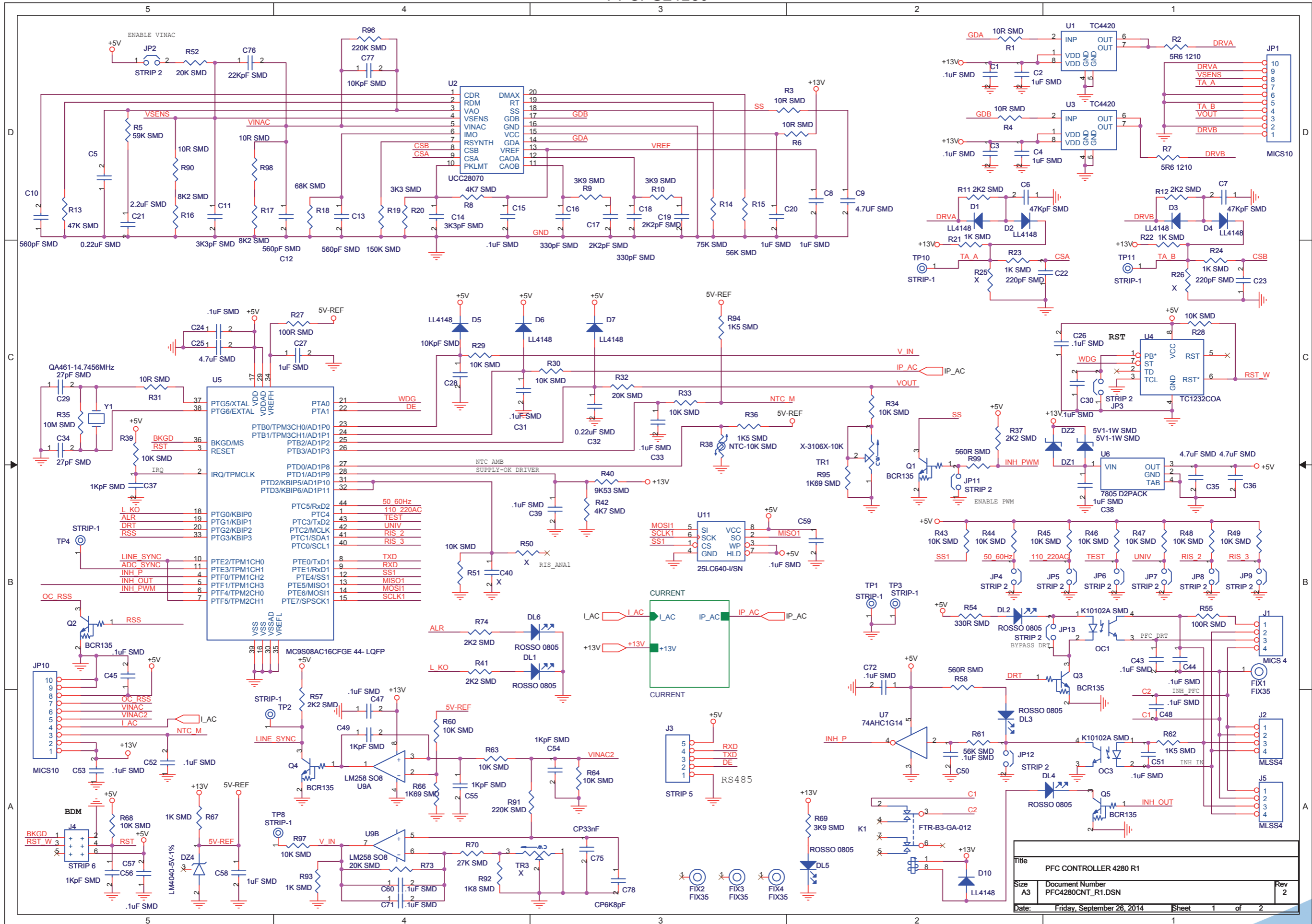
PFPCSL4280



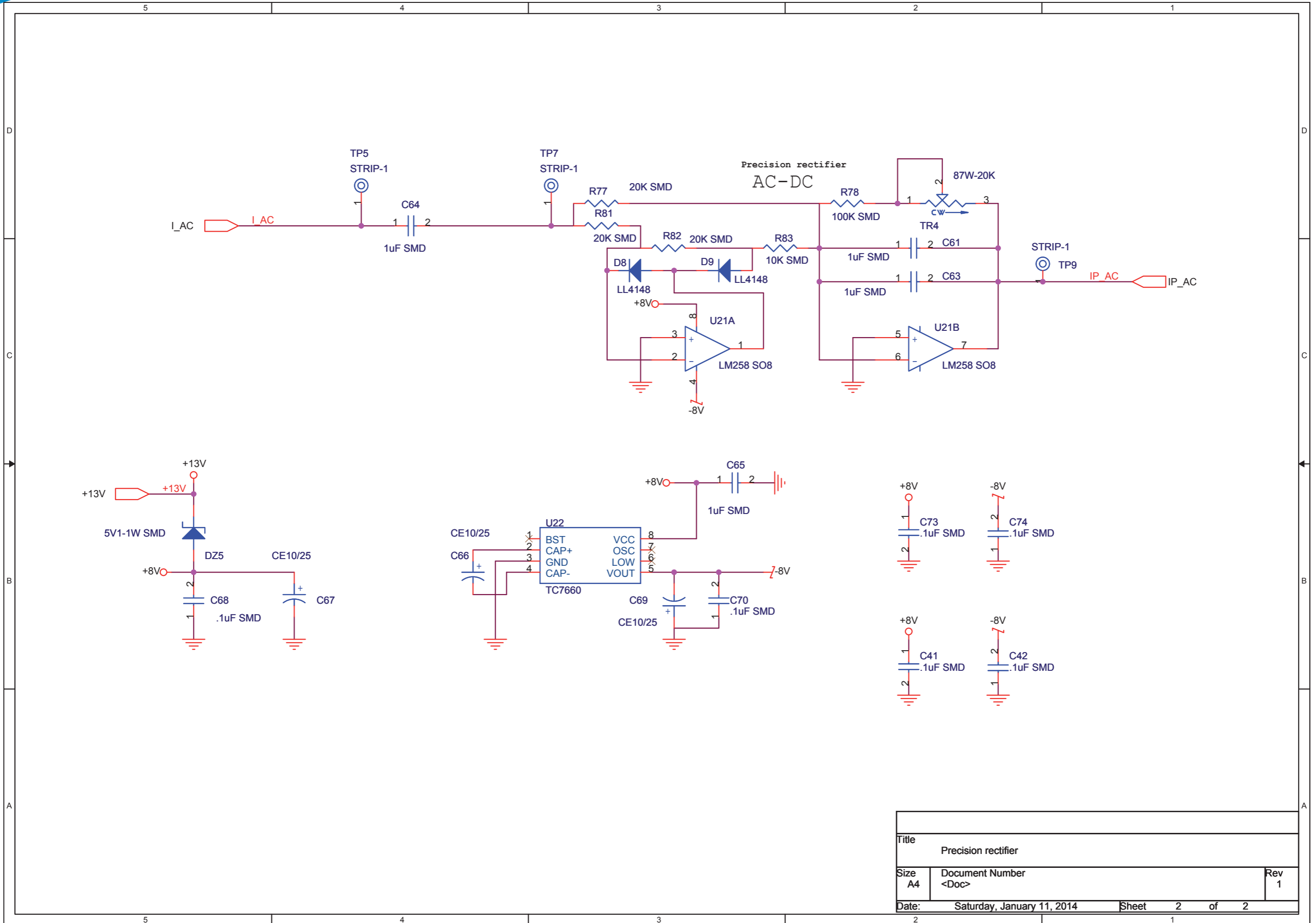
PFCPSL4280



PFCPSL4280



PFCPSL4280



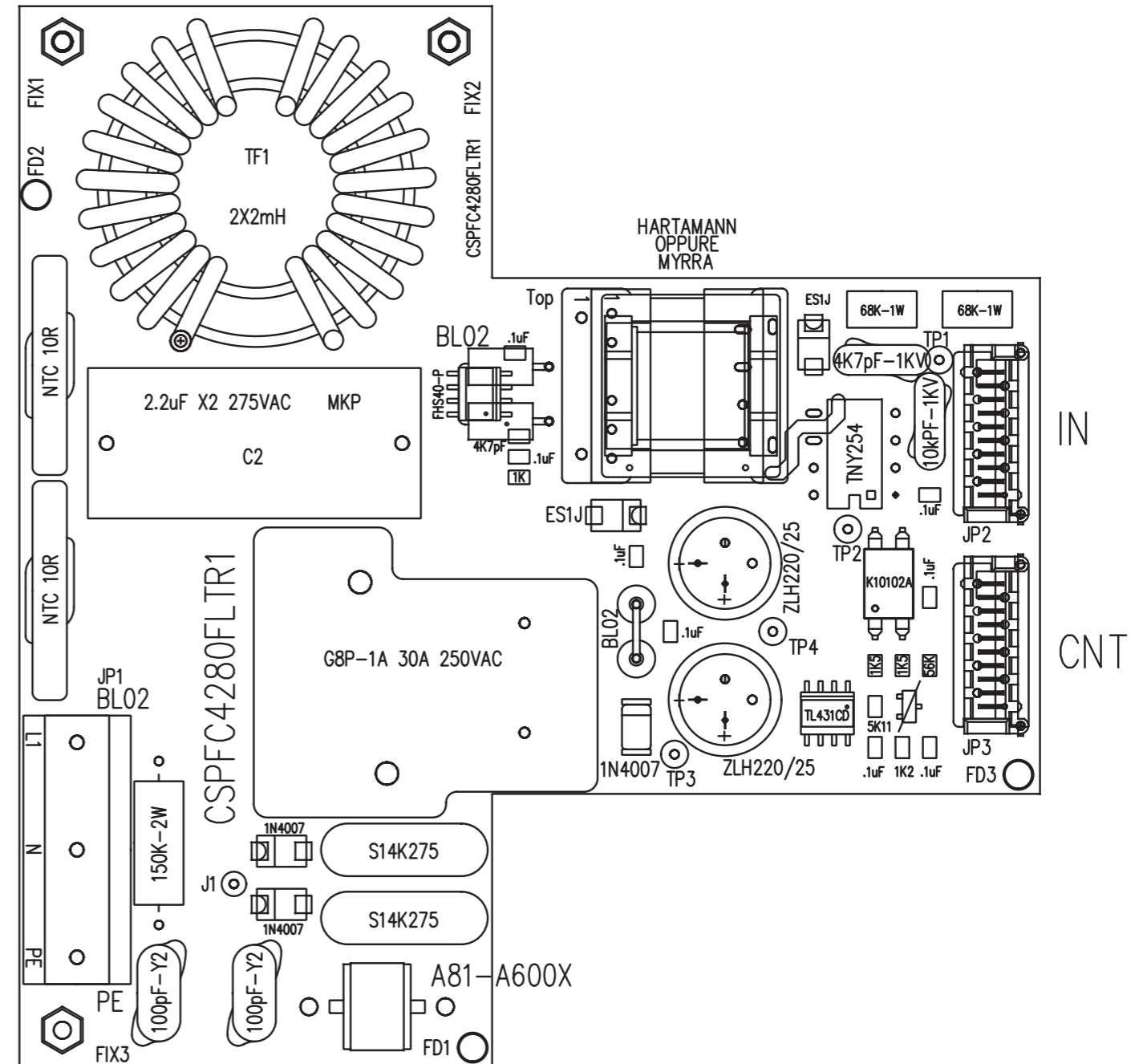
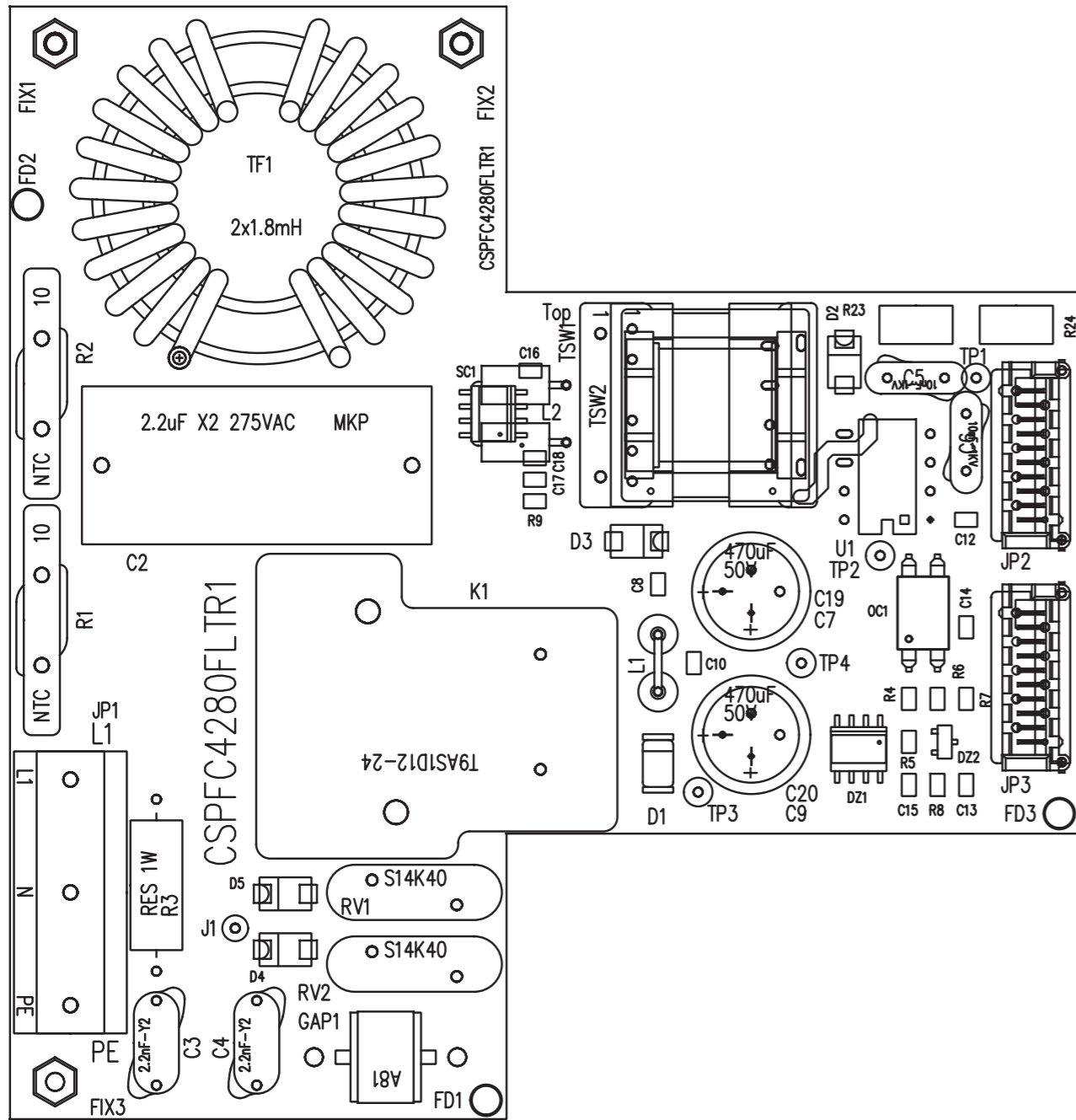
Title		
Precision rectifier		
Size	Document Number	Rev
A4	<Doc>	1
Date:	Saturday, January 11, 2014	Sheet 2 of 2

PFCPSL4280

PFC CONTROLLER 4280 R1 Revised: Monday, April 28, 2014
PFC4280CNT_R0.DSN Revision: 1

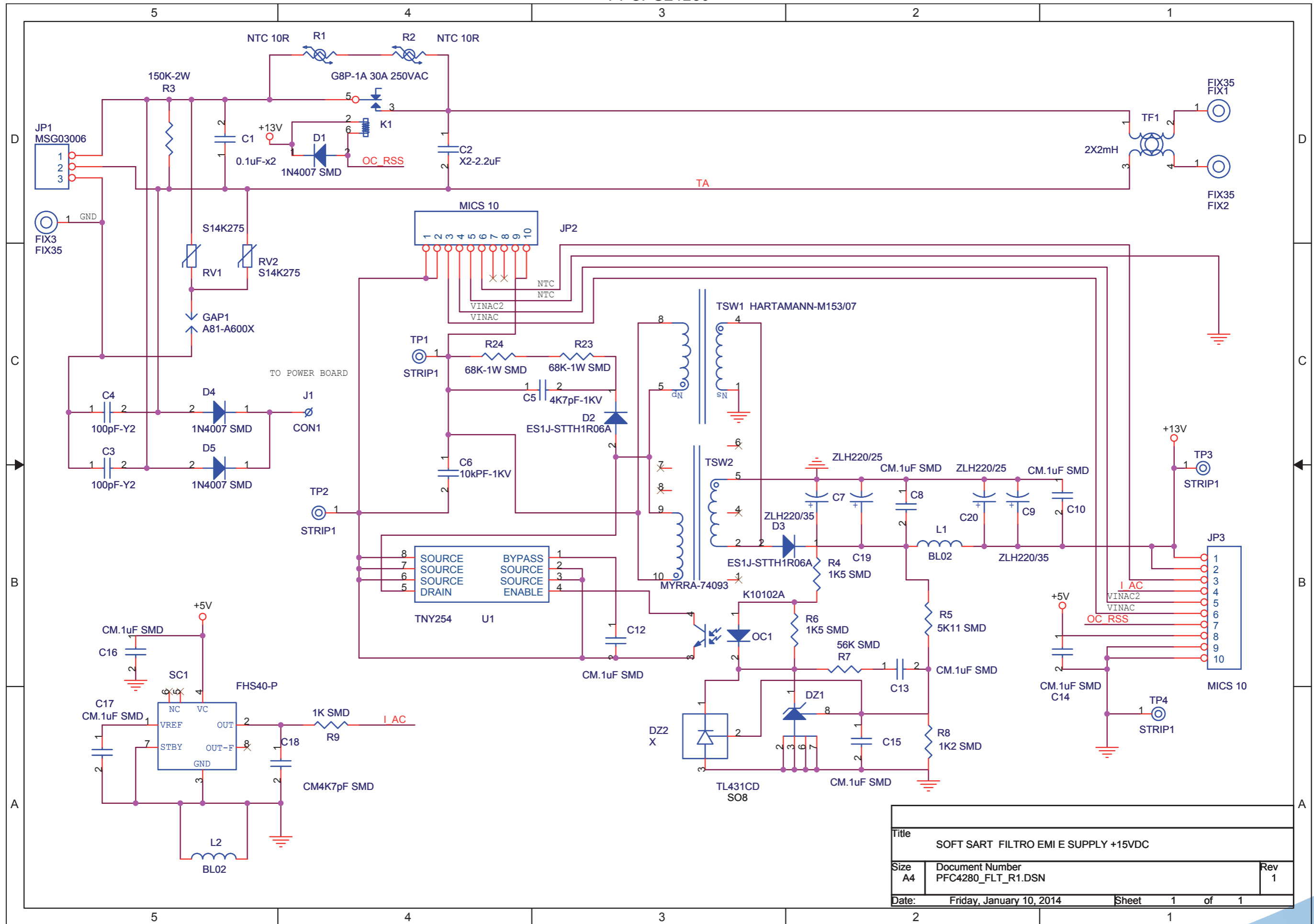
Item	Quantity	Reference	Part
1	29	C1,C3,C15,C24,C26,C30,C31,C33,C39,C41,C42,C43,C44,C45,C47,C48,C50,C51,C52,C53,C57,C59,C60,C68,C70,C71,C72,C73,C74	.1uF SMD
2	11	C2,C4,C8,C20,C27,C38,C58,C61,C63,C64,C65	1uF SMD
3	2	C5,C32	0.22uF SMD
4	2	C6,C7	47KpF SMD
5	4	C9,C25,C35,C36	4.7UF SMD
6	4	C10,C12,C13,C49	560pF SMD
7	2	C14,C11	3K3pF SMD
8	2	C16,C18	330pF SMD
9	2	C17,C19	2K2pF SMD
10	1	C21	2.2uF SMD
11	2	C23,C22	220pF SMD
12	2	C28,C77	10KpF SMD
13	2	C34,C29	27pF SMD
14	4	C37,C54,C55,C56	1KpF SMD
15	5	TR3,R25,R26,C40,R50	X
16	3	C66,C67,C69	CE10/25
17	1	C75	CP33nF
18	1	C76	22KpF SMD
19	1	C78	CP6K8pF
20	6	DL1,DL2,DL3,DL4,DL5,DL6	ROSSO 0805
21	3	DZ1,DZ2,DZ5	5V1-1W SMD
22	1	DZ4	LM4040-5V-1%
23	10	D1,D2,D3,D4,D5,D6,D7,D8,D9,D10	LL4148
24	4	FIX1,FIX2,FIX3,FIX4	FIX35
25	2	JP1,JP10	MICS10
26	11	JP2,JP3,JP4,JP5,JP6,JP7,JP8,JP9,JP11,JP12,JP13	STRIP 2
27	1	J1	MICS 4
28	2	J5,J2	MLSS4
29	1	J3	STRIP 5
30	1	J4	STRIP 6
31	1	K1	FTR-B3-GA-012
32	2	OC1,OC3	K10102A SMD
33	5	Q1,Q2,Q3,Q4,Q5	BCR135
34	7	R1,R3,R4,R6,R31,R90,R98	10R SMD
35	2	R2,R7	5R6 1210
36	1	R5	59K SMD
37	2	R42,R8	4K7 SMD
38	3	R9,R10,R69	3K9 SMD
39	6	R11,R12,R37,R41,R57,R74	2K2 SMD
40	1	R13	47K SMD
41	1	R14	75K SMD
42	2	R15,R61	56K SMD
43	2	R17,R16	8K2 SMD
44	1	R18	68K SMD
45	1	R19	150K SMD
46	1	R20	3K3 SMD
47	6	R21,R22,R23,R24,R67,R93	1K SMD
48	2	R27,R55	100R SMD
49	20	R28,R29,R30,R33,R34,R39,R43,R44,R45,R46,R47,R48,R49,R51,R60,R63,R64,R68,R83,R97	10K SMD
50	6	R32,R52,R73,R77,R81,R82	20K SMD
51	1	R35	10M SMD
52	3	R36,R62,R66,R94	1K5 SMD
53	1	R38	NTC-10K SMD
54	1	R40	9K53 SMD
55	1	R54	330R SMD

Item	Quantity	Reference	Part
56	2	R58,R99	560R SMD
57	1	R70	27K SMD
58	1	R78	100K SMD
59	2	R96,R91	220K SMD
60	1	R92	1K8 SMD
61	1	R95	1K69 SMD
62	10	TP1,TP2,TP3,TP4,TP5,TP7,TP8,TP9,TP10,TP11	STRIP-1
63	1	TR1	X-3106X-10K
64	1	TR4	87W-20K
65	2	U3,U1	TC4420
66	1	U2	UCC28070
67	1	U4	TC1232COA
68	1	U5	MC9S08AC16CFGE 44- LQFP
69	1	U6	7805 D2PACK
70	1	U7	74AHC1G14
71	2	U21,U9	LM258 SO8
72	1	U11	25LC640-I/SN
73	1	U22	TC7660
74	1	Y1	QA461-14.7456MHz



ARCHIVIO: X:\WORKDWG\	
TITLE PIANO DI MONTAGGIO FLT PFC4280	
DOCUMENT NUMBER PFC4280_FLT_R1_MNT. DWG	REV 1
DATE:	4 MARZO2014

PFCPSL4280



Title		
SOFT SART FILTRO EMI E SUPPLY +15VDC		
Size	Document Number	Rev
A4	PFC4280_FLT_R1.DSN	1
Date:	Friday, January 10, 2014	Sheet 1 of 1

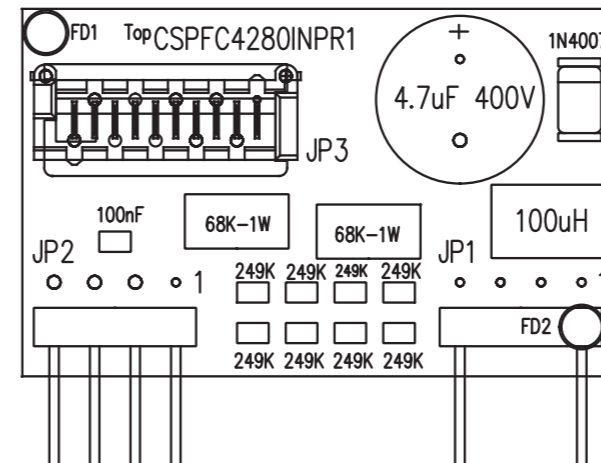
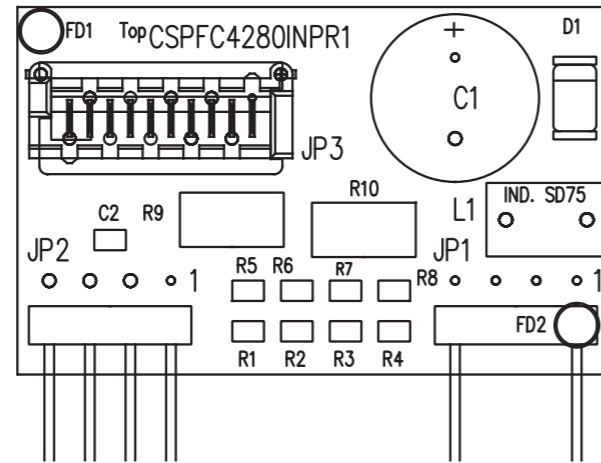
PFCPSL4280

SOFT SART FILTRO EMI E SUPPLY +15VDC Revised: Friday, January 10, 2014
 PFC4280_FLT_R1.DSN Revision: 1

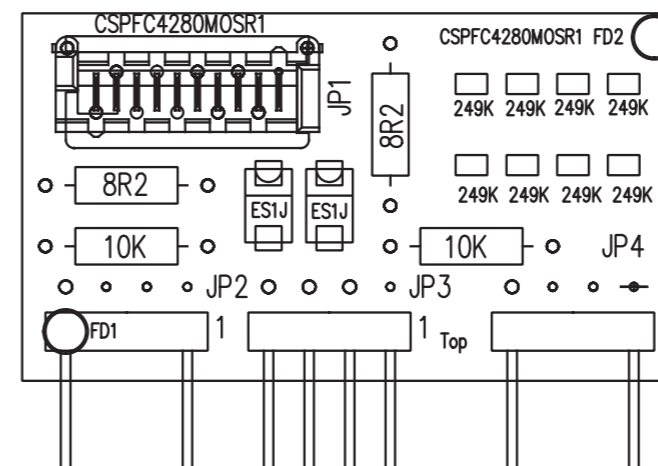
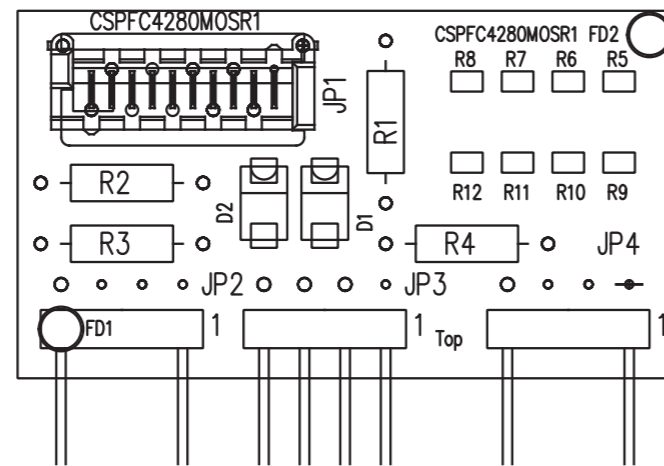
Item	Quantity	Reference	Part
1	1	C1	0.1uF-x2
2	1	C2	X2-2.2uF
3	2	C3,C4	100pF-Y2
4	1	C5	4K7pF-1KV
5	1	C6	10kPF-1KV
6	2	C9,C7	ZLH220/35
7	8	C8,C10,C12,C13,C14,C15,C16,C17	CM.1uF SMD
8	1	C18	CM4K7pF SMD
9	2	C20,C19	ZLH220/25
10	1	DZ1	TL431CD
11	1	DZ2	X
12	3	D1,D4,D5	1N4007 SMD
13	2	D3,D2	ES1J-STTH1R06A
14	3	FIX1,FIX2,FIX3	FIX35
15	1	GAP1	A81-A600X
16	1	JP1	MSG03006
17	2	JP2,JP3	MICS 10
18	1	J1	CON1
19	1	K1	G8P-1A 30A 250VAC
20	2	L1,L2	BL02
21	1	OC1	K10102A
22	2	RV1,RV2	S14K275
23	2	R2,R1	NTC 10R
24	1	R3	150K-2W
25	2	R6,R4	1K5 SMD
26	1	R5	5K11 SMD
27	1	R7	56K SMD
28	1	R8	1K2 SMD
29	1	R9	1K SMD
30	2	R23,R24	68K-1W SMD
31	1	SC1	FHS40-P
32	1	TF1	2X2mH
33	4	TP1,TP2,TP3,TP4	STRIP1
34	1	TSW1	HARTAMANN-M153/07
35	1	TSW2	MYRRA-74093
36	1	U1	TNY254

PFCPSL4280

INPUT

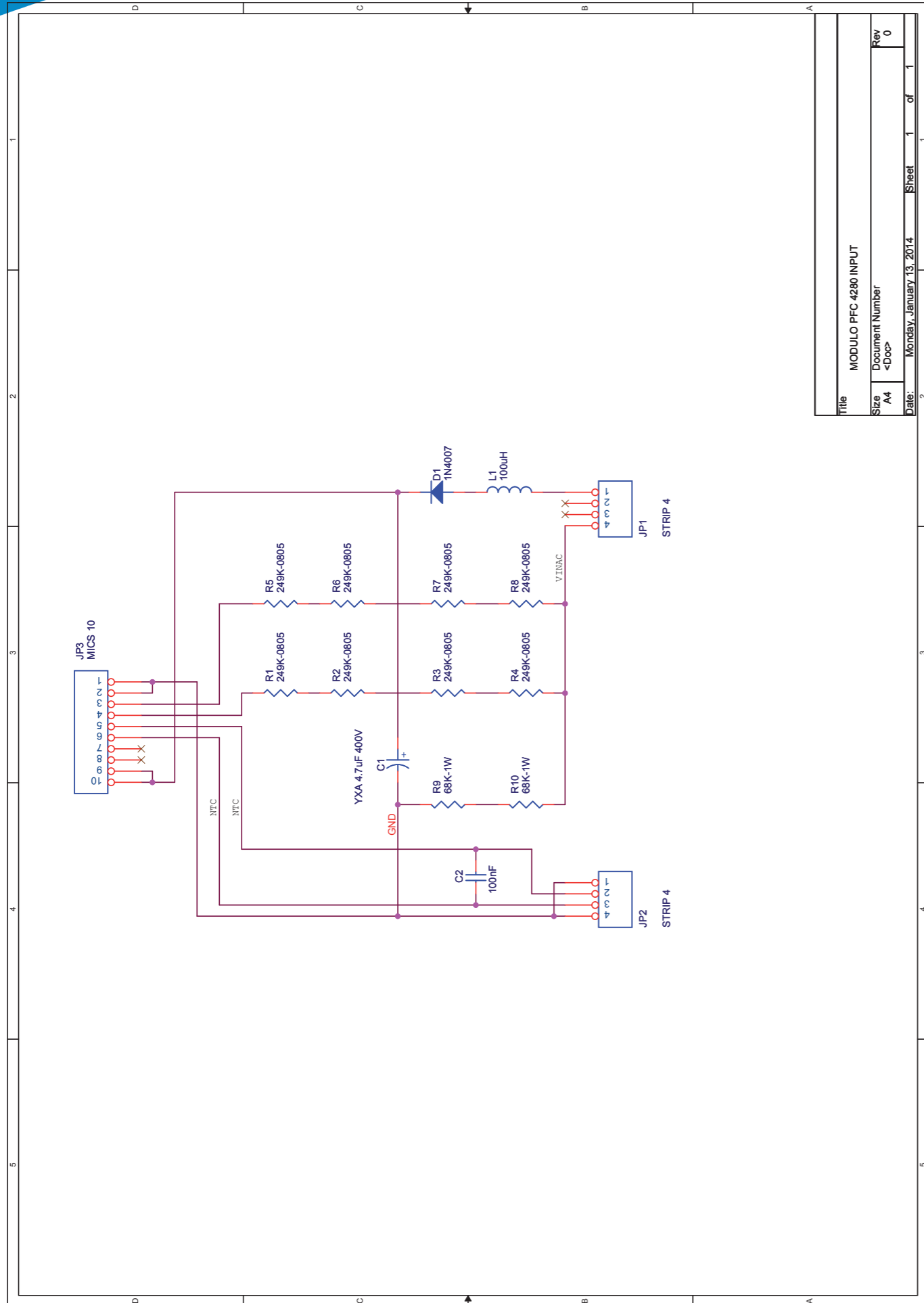


MOS



ARCHIVIO: X:\WORKDWG\	
TITLE PIANO DI MONTAGGIO INPUT MOS PFC4280	
DOCUMENT NUMBER	REV
PFC4280INPR1_MOSR1_MNT. DWG	
DATE:	4 MARZO 2014

PFPSL4280



Title	MODULO PFC 4280 INPUT
Size	A4
Document Number	<Doc>
Date	Monday, January 13, 2014
Rev	0
Sheet	1 of 1

MODULO PFC 4280 INPUT Revised: Monday, January 13, 2014
Revision: 0


Item	Quantity	Reference	Part
1	1	C1	YXA 4.7uF 400V
2	1	C2	100nF
3	1	D1	1N4007
4	2	JP1,JP2	STRIP 4
5	1	JP3	MICS 10
6	1	L1	100uH
7	8	R1,R2,R3,R4,R5,R6,R7,R8	249K-0805
8	2	R9,R10	68K-1W

PSSWEPP15024



150W Single Output with PFC Function

EPP-150 series



- Features :
 - 4"x2" Compact size
 - Universal AC input / Full range
 - Built-in active PFC function
 - High efficiency up to 93%
 - Protections: Short circuit / Overload / Over voltage/ Over temperature
 - 100W free air convection, 150W with 20CFM forced air
 - LED indicator for power on
 - No load power consumption<0.5W
 - Built-in 12V/0.3A auxiliary output
 - 3 years warranty



SPECIFICATION

MODEL	EPP-150-12	EPP-150-15	EPP-150-24	EPP-150-27	EPP-150-48	
OUTPUT	DC VOLTAGE	12V	15V	24V	27V	48V
	RATED CURRENT (convection)	8.4A	6.7A	4.2A	3.71A	2.1A
	RATED CURRENT (20CFM FAN)	12.5A	10A	6.25A	5.56A	3.125A
	CURRENT RANGE (convection)	0 ~ 8.4A	0 ~ 6.7A	0 ~ 4.2A	0 ~ 3.71A	0 ~ 2.1A
	CURRENT RANGE (20CFM FAN)	0 ~ 12.5A	0 ~ 10A	0 ~ 6.25A	0 ~ 5.56A	0 ~ 3.125A
	RATED POWER (convection)	100.8W	100.5W	100.8W	100.17W	100.8W
	RATED POWER (20CFM FAN)	150W	150W	150W	150.12W	150W
	RIPPLE & NOISE (max.) Note.2	130mVp-p	150mVp-p	240mVp-p	240mVp-p	300mVp-p
	VOLTAGE ADJ. RANGE	11.76 ~ 12.6V	14.7 ~ 15.75V	23.52 ~ 25.2V	26.46 ~ 28.35V	47.04 ~ 50.4V
	VOLTAGE TOLERANCE Note.3	±2.0%	±2.0%	±1.0%	±1.0%	±1.0%
LINE REGULATION	±0.5%	±0.5%	±0.5%	±0.5%	±0.5%	
LOAD REGULATION	±1.0%	±1.0%	±1.0%	±1.0%	±1.0%	
SETUP, RISE TIME	1000ms, 30ms/230VAC	2000ms, 30ms/115VAC	at full load			
HOLD UP TIME (Typ.)	16ms/230VAC	16ms/115VAC	at full load			
INPUT	VOLTAGE RANGE Note.5	90 ~ 264VAC	127 ~ 370VDC			
	FREQUENCY RANGE	47 ~ 63Hz				
	POWER FACTOR (Typ.)	PF>0.95/230VAC	PF>0.98/115VAC	at full load		
	EFFICIENCY (Typ.)	91.5%	92%	93%	92%	92%
	AC CURRENT (Typ.)	1.8A/115VAC	1A/230VAC			
	INRUSH CURRENT (Typ.)	COLD START 70A/230VAC				
	LEAKAGE CURRENT	<2mA/240VAC				
PROTECTION	OVER LOAD	105 ~ 145% rated output power Protection type : Hiccup mode, recovers automatically after fault condition is removed				
	OVER VOLTAGE	13.2 ~ 15.6V	16.83 ~ 19.5V	27.7 ~ 31.5V	30.2 ~ 34.05V	51.3 ~ 62.7V
	OVER TEMPERATURE	Protection type : Shut down o/p voltage, re-power on to recover				
FUNCTION	AUXILIARY POWER(AUX)	12V@0.3A for driving a fan, tolerance ± 10% at main output 100% load				
	WORKING TEMP.	-30 ~ +70°C (Refer to "Derating Curve")				
ENVIRONMENT	WORKING HUMIDITY	20 ~ 90% RH non-condensing				
	STORAGE TEMP., HUMIDITY	-40 ~ +85°C, 10 ~ 95% RH				
	TEMP. COEFFICIENT	±0.03%/°C (0 ~ 45°C)				
SAFETY & EMC (Note 4)	WITHSTAND VOLTAGE	I/P-O/P:3KVAC I/P-FG:2KVAC O/P-FG:0.5KVAC				
	ISOLATION RESISTANCE	I/P-O/P, I/P-FG, O/P-FG:100M Ohms / 500VDC/ 500VDC / 25°C / 70% RH				
OTHERS	EMC EMISSION	Compliance to EN55022 (CISPR22) Class B, EN61000-3-2,-3				
	EMC IMMUNITY	Compliance to EN61000-4-2,3,4,5,6,8,11, heavy industry level, criteria A				
NOTE	MTBF	207.1Khrs min. MIL-HDBK-217F (25°C)				
	DIMENSION	101.6*50.8*29mm (L*W*H)				
	PACKING	0.2Kg; 72pcs/15.4Kg/0.82CUFT				

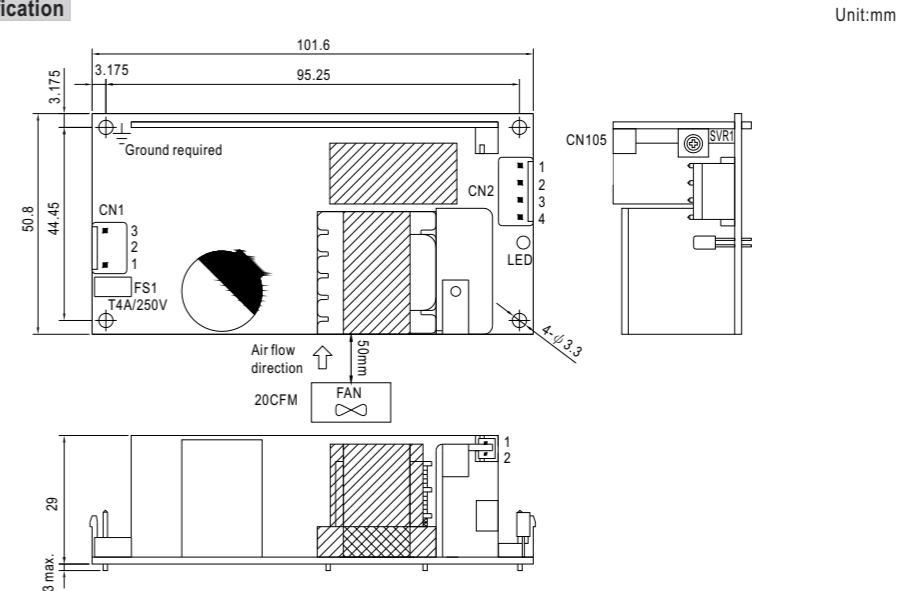
File Name:EPP-150-SPEC 2016-06-11



150W Single Output with PFC Function

EPP-150 series

■ Mechanical Specification



AC Input Connector (CN1) : JST B3P-VH or equivalent

Pin No.	Assignment	Mating Housing	Terminal
1	AC/L	JST VHR or equivalent	JST SVH-21T-P1.1 or equivalent
2	No Pin		
3	AC/N		

DC Output Connector (CN2) : JST B4P-VH or equivalent

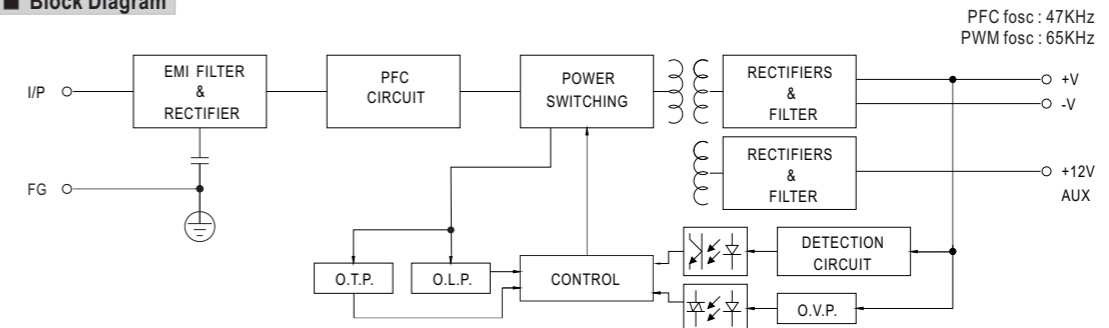
Pin No.	Assignment	Mating Housing	Terminal
1,2	DC COM	JST VHR or equivalent	JST SVH-21T-P1.1 or equivalent
3,4	+V		

FAN Connector(CN105) : JST BYB-PH-K-S or equivalent

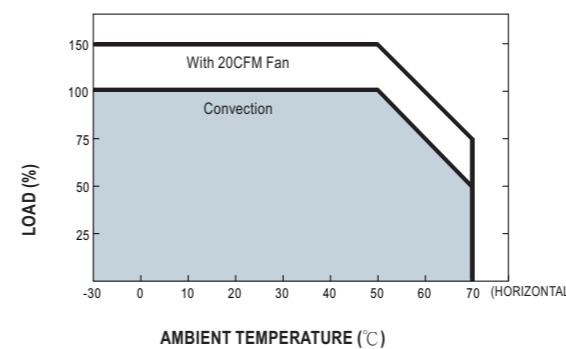
Pin No.	Assignment	Mating Housing	Terminal
1	+12V	JST PHR-γ or equivalent	JST SPH-γ-T-P-γS or equivalent
2	DC COM		

⊕ : Grounding required

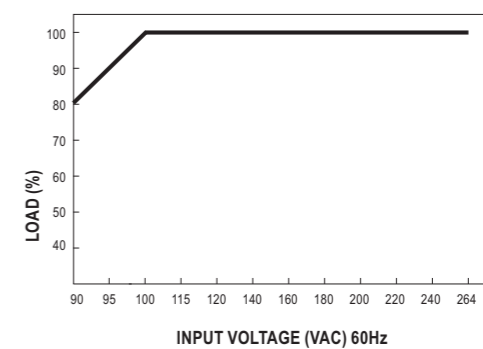
■ Block Diagram



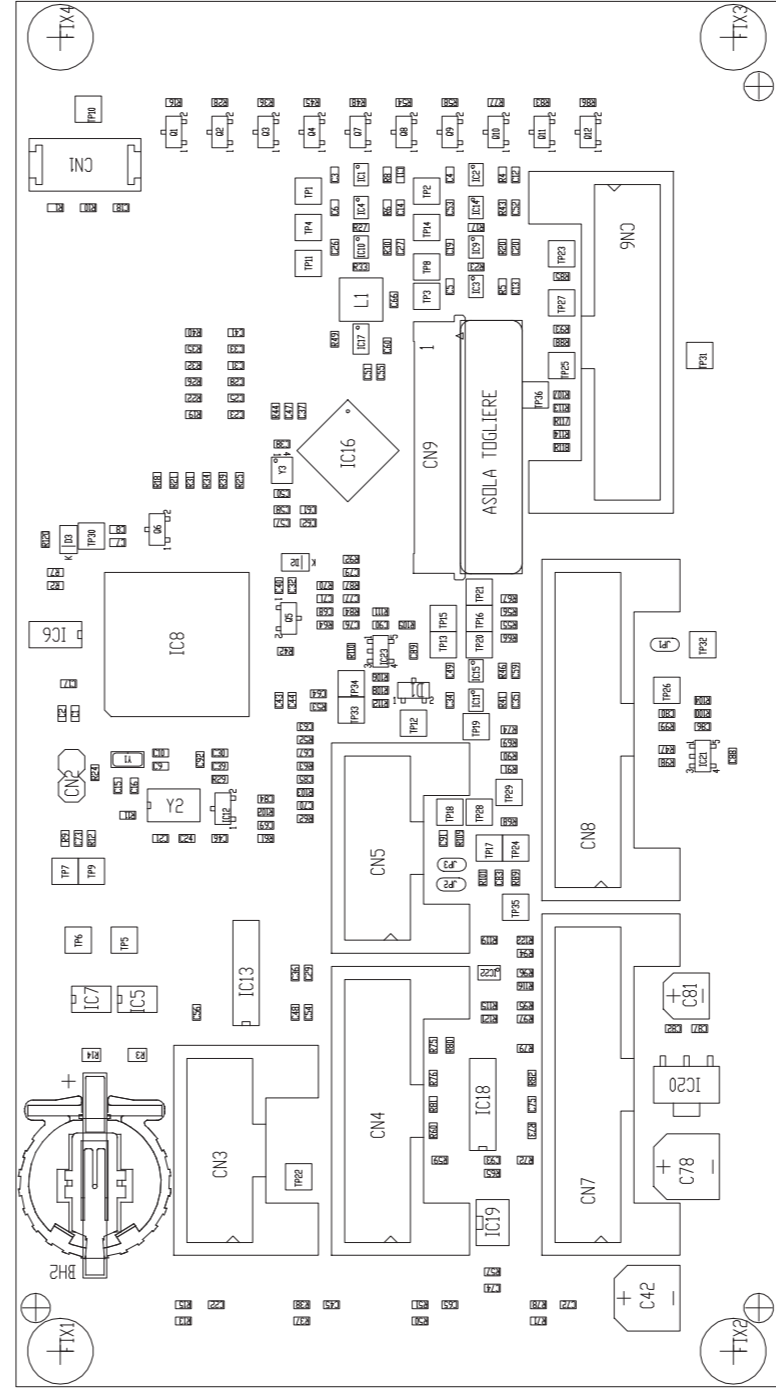
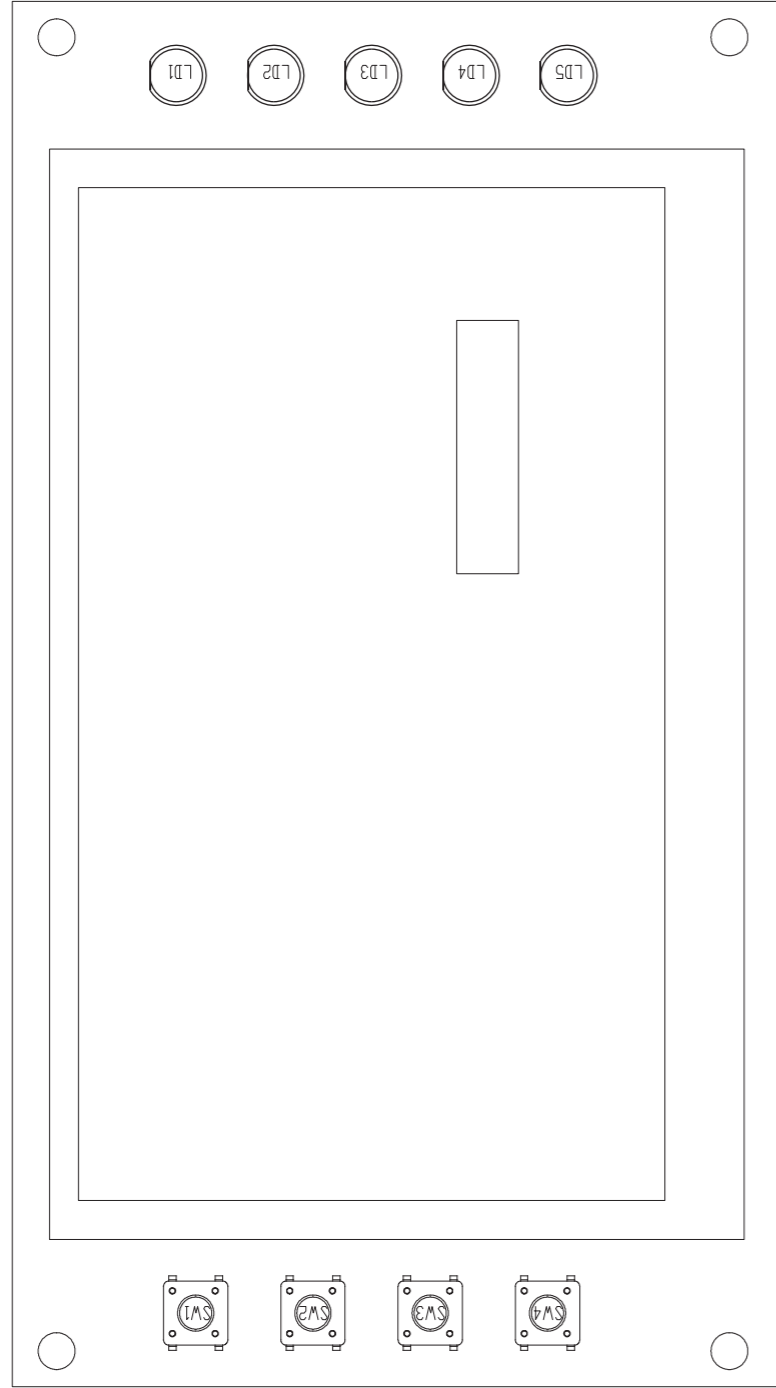
■ Output Derating



■ Output Derating VS Input Voltage



File Name:EPP-150-SPEC 2016-06-11



PRODUCT NAME : TEX-TFT

DESIGNER : FRANCESCHI A.

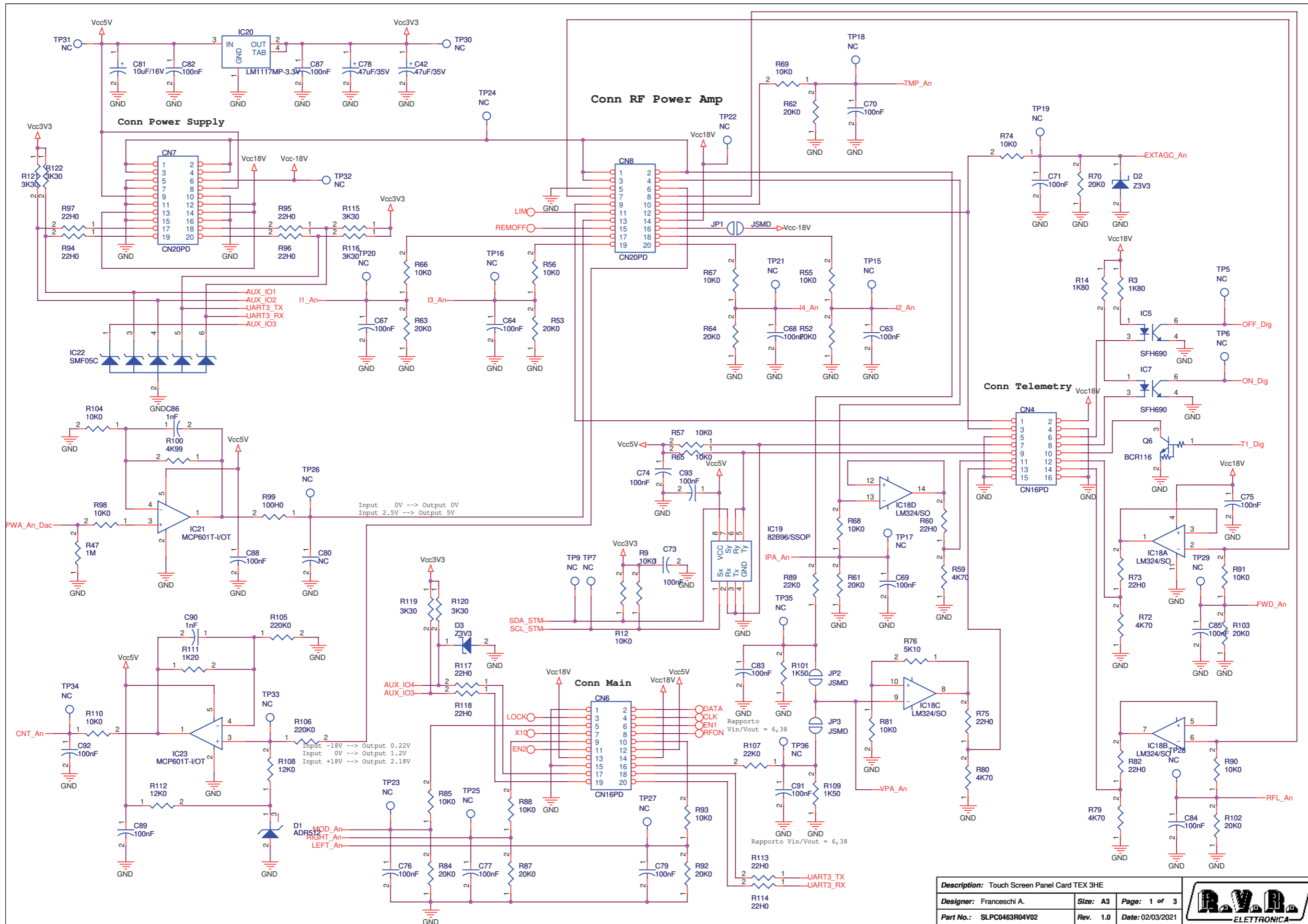
ARCHIVING : "RVRUT" SERVER, "RILASCIATI" FOLDER

PART NAME : Touch Screen Panel Card

DATE : 02/03/21 | REVISION : 1.0 | SCALE : 1:1 | SIZE : A4 | PAGE : 1 | DI : 1

PROJECT CODE : 252 | DOCUMENT CODE : SLPC0463R04V**

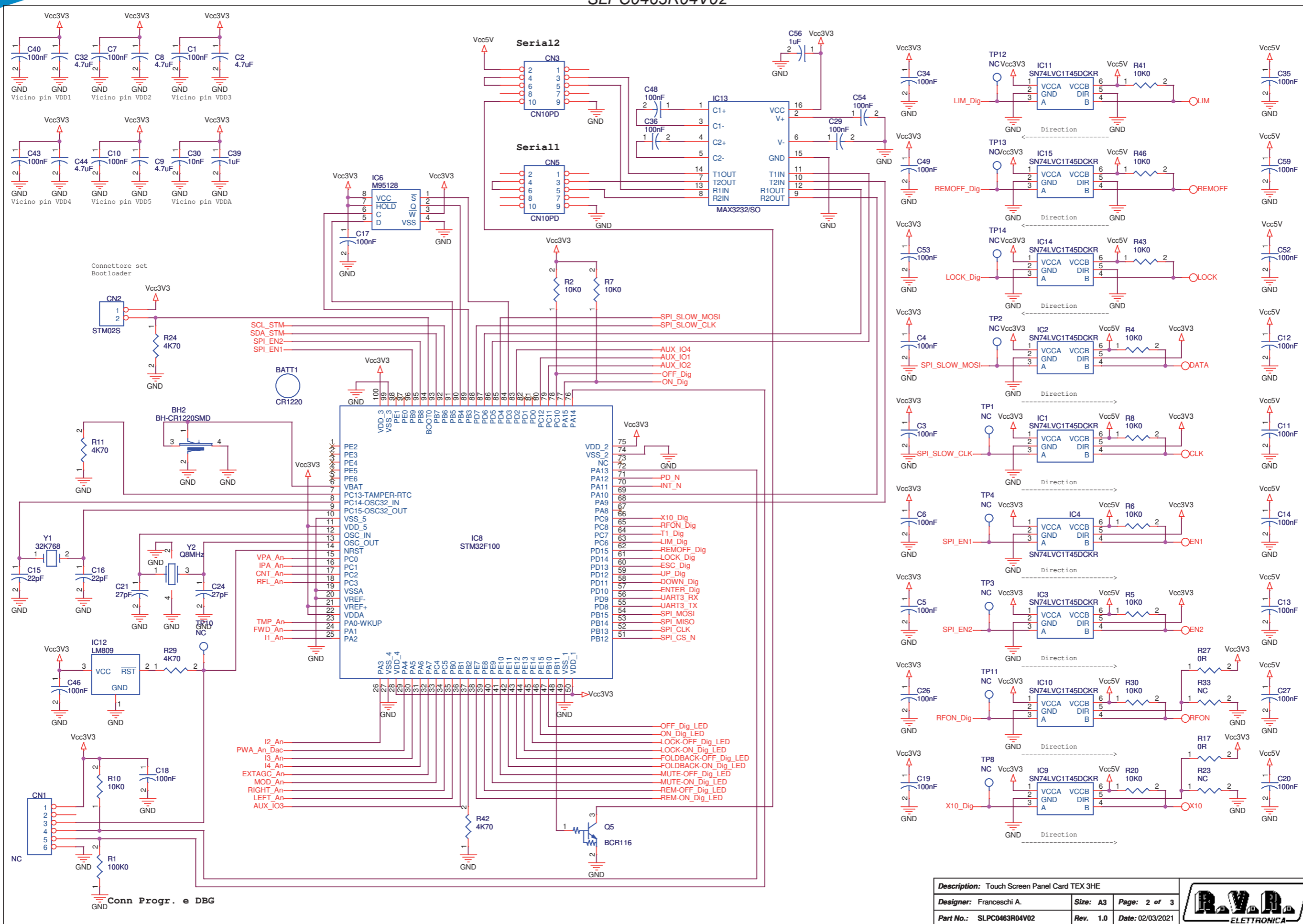
SLPC0463R04V02



Description: Touch Screen Panel Card TEX 3HE		
Designer: Franceschi A.	Size: A3	Page: 1 of 3
Part No.: SLPC0463R04V02	Rev. 1.0	Date: 02/03/2021



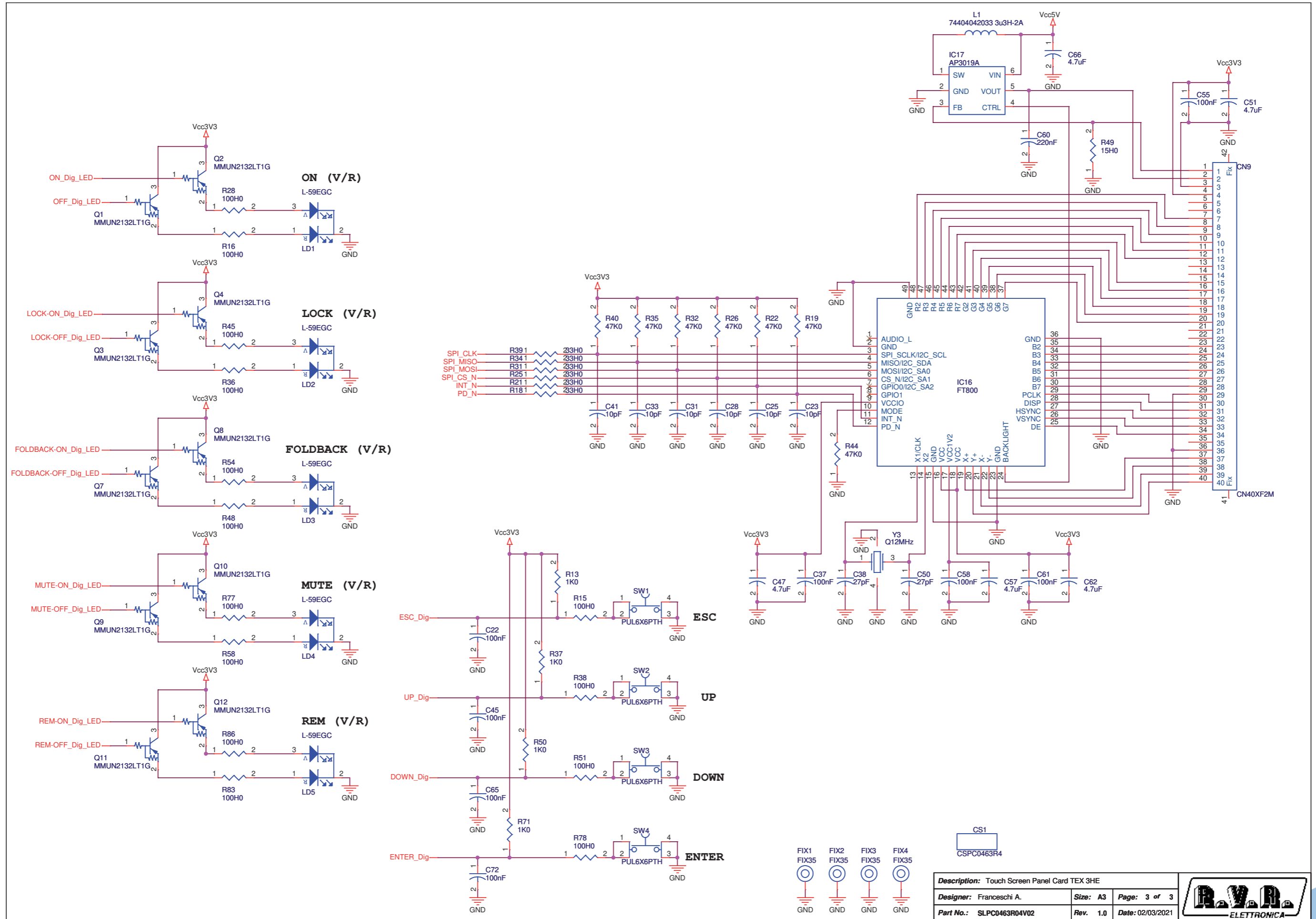
SLPC0463R04V02



Description: Touch Screen Panel Card TEX 3HE		
Designer: Franceschi A.	Size: A3	Page: 2 of 3
Part No.: SLPC0463R04V02	Rev. 1.0	Date: 02/03/2021



SLPC0463R04V02



Description: Touch Screen Panel Card TEX 3HE		
Designer: Franceschi A.	Size: A3	Page: 3 of 3
Part No.: SLPC0463R04V02	Rev.: 1.0	Date: 02/03/2021



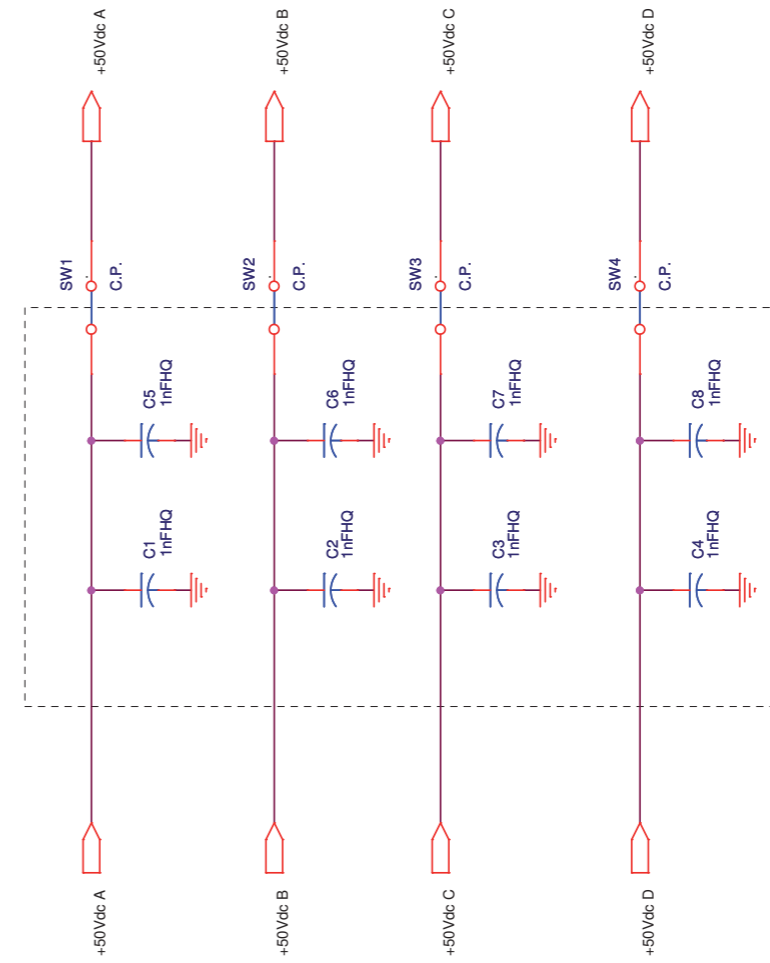
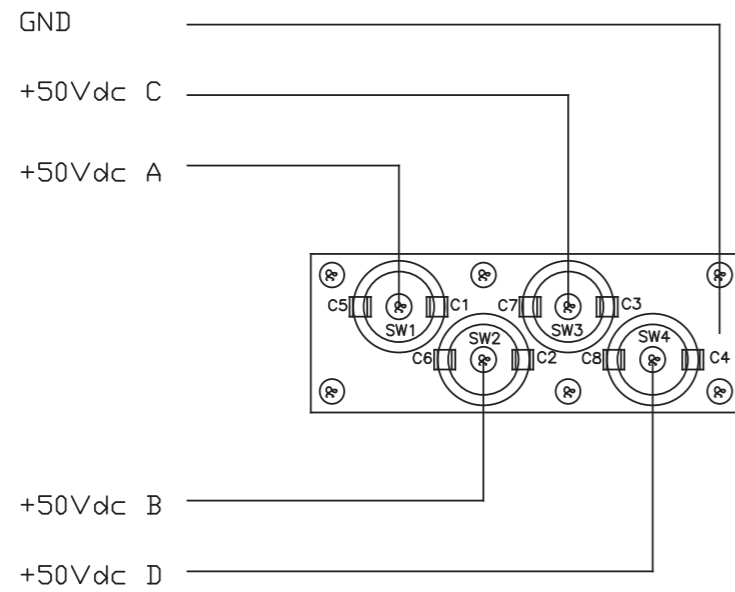
SLPC0463R04V02

Touch Screen Panel Card TEX 3HE Revised: 03/02/2021
 SLPC0463R03V02 Revision: 1.0
 Franceschi A.

Item	Quantity	Reference	Part	Description
1	1	BATT1	CR1220	CR1220 Lithium Battery
2	1	BH2	BH-CR1220SMD	CR1220 SMD Battery holder
3	1	CN1	NC	6 way PTH Micromatch connector
4	1	CN2	STM02S	Male strip 2 pin
5	2	CN3, CN5	CN10PD	10 way pcb conn.
6	2	CN4, CN6	CN16PD	16 way pcb conn.
7	2	CN7, CN8	CN20PD	20 way pcb conn.
8	1	CN9	CN40XF2M	40 way ZIF conn. pitch 0,5mm
9	1	CS1	CSPC0463R4	Printed Circuit board
10	61	C1, C3, C4, C5, C6, C7, C10, C11, C12, C13, C14, C17, C18, C19, C20, C22, C26, C27, C29, C34, C35, C36, C37, C40, C43, C45, C46, C48, C49, C52, C53, C54, C55, C58, C59, C61, C63, C64, C65, C67, C68, C69, C70, C71, C72, C73, C74, C75, C76, C77, C79, C82, C83, C84, C85, C87, C88, C89, C91, C92, C93	100nF	0603 SMD capacitor
11	10	C2, C8, C9, C32, C44, C47, C51, C57, C62, C66	4.7uF	0603 SMD capacitor
12	2	C15, C16	22pF	0603 SMD capacitor
13	4	C21, C24, C38, C50	27pF	0603 SMD capacitor
14	6	C23, C25, C28, C31, C33, C41	10pF	0603 SMD capacitor
15	1	C30	10nF	0603 SMD capacitor
16	2	C39, C56	1uF	0603 SMD capacitor
17	2	C42, C78	47uF/35V	SMD electr. cap. 6.3mm
18	1	C60	220nF	0603 SMD capacitor
19	1	C80	NC	0603 SMD capacitor
20	1	C81	10uF/16V	SMD electr. cap. 4mm
21	2	C86, C90	1nF	0603 SMD capacitor
22	1	D1	ADR512	SMD SOT23 precision Zener
23	2	D2, D3	Z3V3	SOD123F Zener Diode
24	4	FIX1, FIX2, FIX3, FIX4	FIX35	3.5mm Fixing hole
25	9	IC1, IC2, IC3, IC4, IC9, IC10, IC11, IC14, IC15	SN74LVC1T45DCKR	Bidirect. level translator
26	2	IC5, IC7	SFH690	Optocoupler SMD SO6
27	1	IC6	M95128	SMD Serial EEPROM
28	1	IC8	STM32F100	STM32F100 Microcontroller
29	1	IC12	LM809-2.93	uC supervisor
30	1	IC13	MAX3232/SO	SO16 RS232 driver
31	1	IC16	FT800	Display controller
32	1	IC17	AP3019A	Switching LED driver
33	1	IC18	LM324/SO	Quad Op. SMD SO14
34	1	IC19	82B96/SSOP	SMD IIC Bus driver
35	1	IC20	LM1117MP-3.3V	Voltage reg. SMD SOT223
36	2	IC21, IC23	MCP601T-I/OT	Single Op Amp SOT23-5
37	1	IC22	SMF05C	TVS Diode array
38	3	JP1, JP2, JP3	JSMD	2 pad SMD jumper
39	5	LD1, LD2, LD3, LD4, LD5	L-59EGC	Two-color led common Cathode 5mm
40	1	L1	74404042033 3u3H-2A	WE LQS40 series inductor
41	10	Q1, Q2, Q3, Q4, Q7, Q8, Q9, Q10, Q11, Q12	MMUN2132LT1G	Digital PNP trans. SOT23
42	2	Q5, Q6	BCR116	Digital NPN trans. SOT23
43	1	R1	100K0	0603 SMD res.

Item	Quantity	Reference	Part	Description
44	32	R2, R4, R5, R6, R7, R8, R9, R10, R12, R20, R30, R41, R43, R46, R55, R56, R57, R65, R66, R67, R68, R69, R74, R81, R85, R88, R90, R91, R93, R98, R104, R110	10K0	0603 SMD res.
45	2	R3, R14	1K80	0805 SMD res.
46	8	R11, R24, R29, R42, R59, R72, R79, R80	4K70	0603 SMD res.
47	4	R13, R37, R50, R71	1K0	0603 SMD res.
48	15	R15, R16, R28, R36, R38, R45, R48, R51, R54, R58, R77, R78, R83, R86, R99	100H0	0603 SMD res.
49	2	R17, R27	0R	0603 SMD res.
50	6	R18, R21, R25, R31, R34, R39	33H0	0603 SMD res.
51	7	R19, R22, R26, R32, R35, R40, R44	47K0	0603 SMD res.
52	2	R23, R33	NC	0603 SMD res.
53	1	R47	1M	0603 SMD res.
54	1	R49	15H0	0603 SMD res.
55	12	R52, R53, R61, R62, R63, R64, R70, R84, R87, R92, R102, R103	20K0	0603 SMD res.
56	12	R60, R73, R75, R82, R94, R95, R96, R97, R113, R114, R117, R118	22H0	0603 SMD res.
57	1	R76	5K10	0603 SMD res.
58	2	R89, R107	22K0	0603 SMD res.
59	1	R100	4K99	0603 SMD res.
60	2	R101, R109	1K50	0603 SMD res.
61	2	R105, R106	220K0	0603 SMD res.
62	2	R108, R112	12K0	0603 SMD res.
63	1	R111	1K20	0603 SMD res.
64	6	R115, R116, R119, R120, R121, R122	3K30	0603 SMD res.
65	4	SW1, SW2, SW3, SW4	PUL6X6PTH	PCB PTH pushbutton
66	36	TP1, TP2, TP3, TP4, TP5, TP6, TP7, TP8, TP9, TP10, TP11, TP12, TP13, TP14, TP15, TP16, TP17, TP18, TP19, TP20, TP21, TP22, TP23, TP24, TP25, TP26, TP27, TP28, TP29, TP30, TP31, TP32, TP33, TP34, TP35, TP36	NC	Test point
67	1	Y1	32K768	SMD Crystal 3.2x1.5 mm
68	1	Y2	Q8MHz	SMD Crystal NX5032SA
69	1	Y3	Q12MHz	SMD Crystal 2x2.5 mm

SLFILPJ1KM



Description: Passthrough Card	Page: 1 of 1
Designer: Franceschi A.	Size: A4
Part No.: SLFILPJ1KM	Rev. 2.1
	Date: 17/06/2013

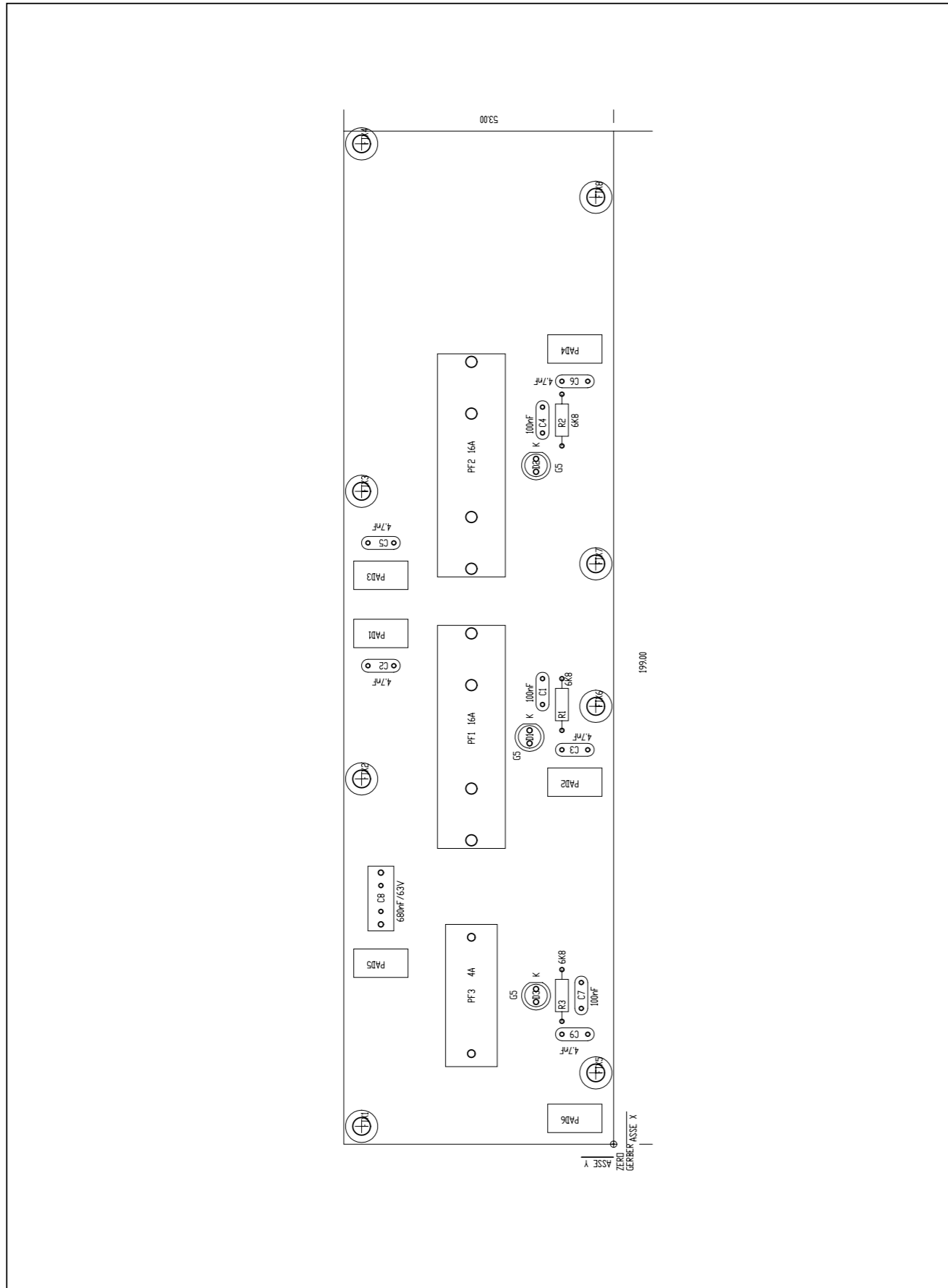
	PRODUCT NAME : TEX-TFT	PART NAME : PASSTHROUGH CARD			
	DESIGNER : FRANCESCHI A.	DATE : 17/06/13	REVISION : 1.0	SCALE : 1:1	SIZE : A4
ARCHIVING : 'RVRUT' SERVER, 'RILASCIATI' FOLDER	PROJECT CODE : 252	DOCUMENT CODE : SLFILPJ1KM			

SLFILPJ1KM

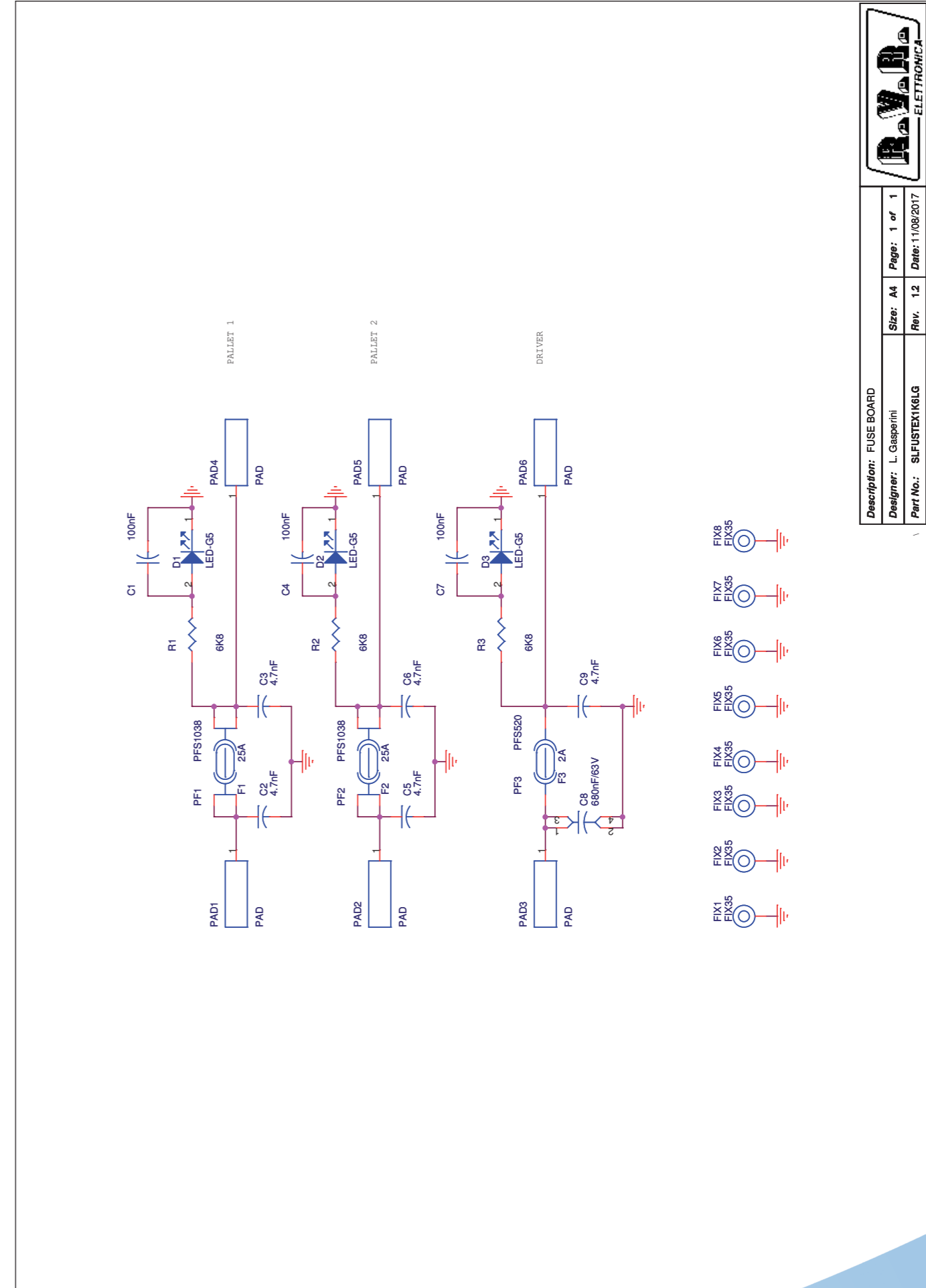
Passthrough Card Revised: 17/06/2013
 SLFILPJ1KM Revision: 2.1
 Franceschi A.

Item	Quantity	Reference	Part
1	8	C1, C2, C3, C4, C5, C6, C7, C8	1nFHQ
2	4	SW1, SW2, SW3, SW4	C.P.

SLFUSTEX1K6LG



	NOME PROGETTO: TEX500LCD	NOME PARTE: SCHEDA FUSE			
	AUTORE: LUCA GASPERINI	DATA: 05/04/2004	REVISIONE: 1.0	SCALA: 1:1	SIZE: A4
ARCHIVIAZIONE ELETTRONICA: "CARTELLA PROGETTI" SU "UT_SRV"		CODICE PROGETTO: 012	CODICE DISEGNO: SLFUSTX500-1		
MATERIALE: <>	TRATTAMENTO: <>	PROFILO: <>	STATO: ESECUTIVO		



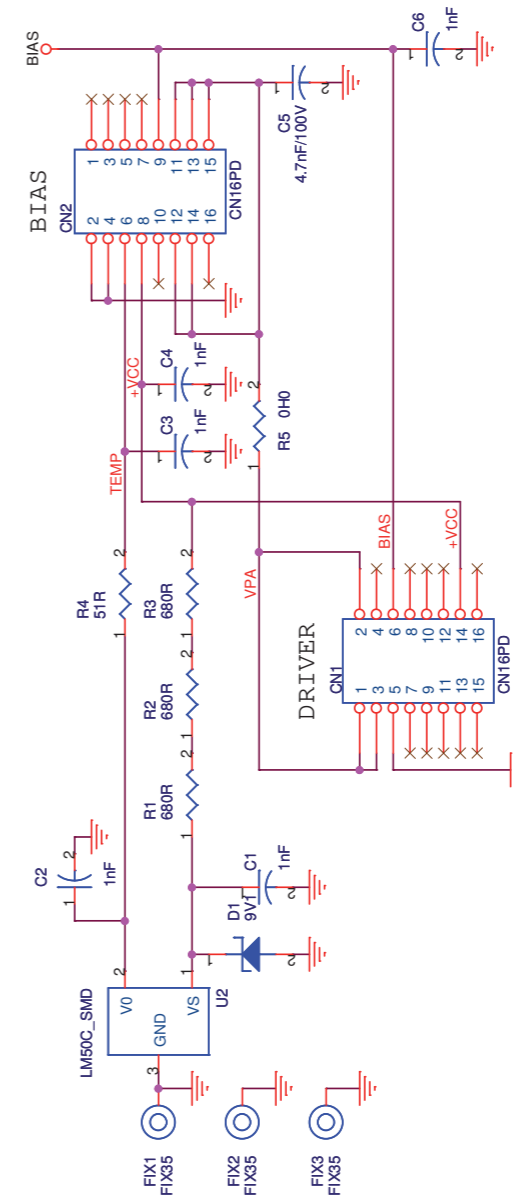
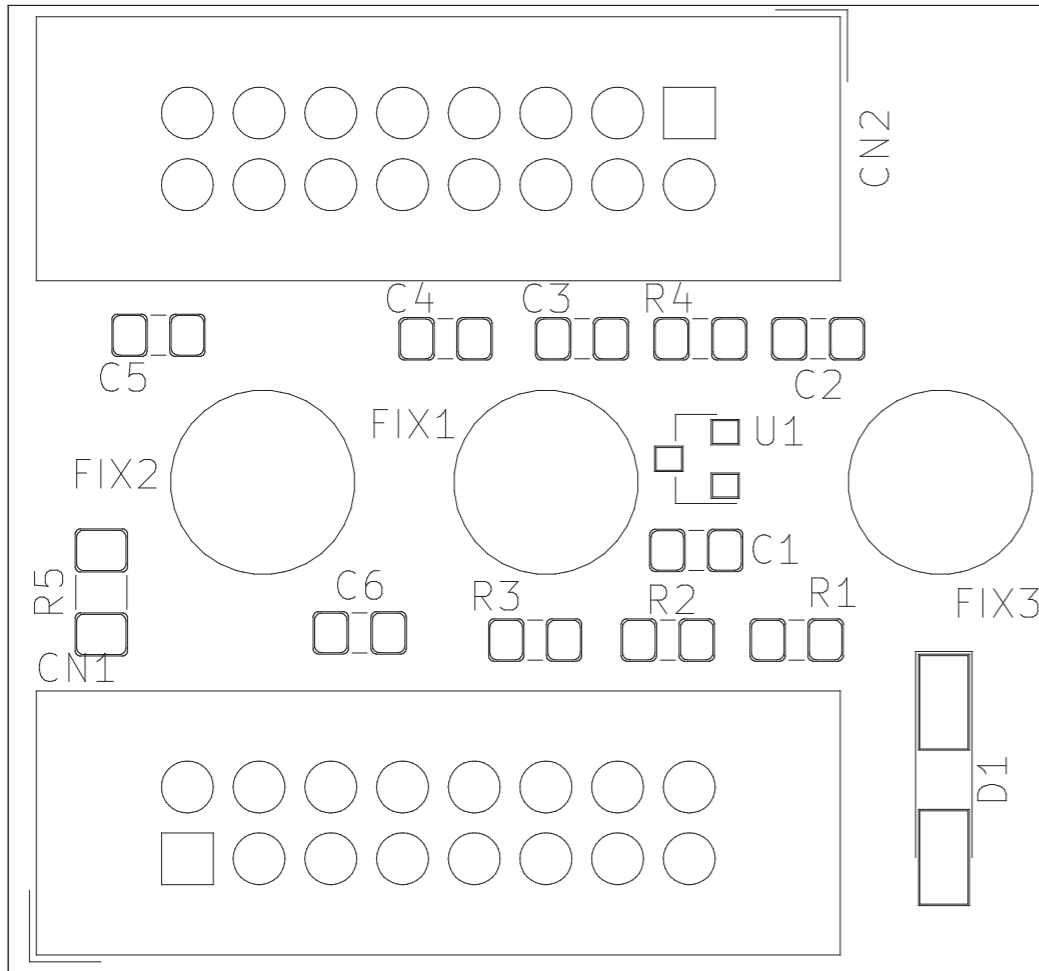
Description: FUSE BOARD	
Designer: L. Gasperini	Size: A4
Part No.: SLFUSTEX1K6LG	Page: 1 of 1
	Rev. 1.2
	Date: 11/08/2017

SLFUSTEX1K6LG

FUSE BOARD Revised: 11/08/2017
 SLFUSTEX1K6LG Revision: 1.2
 L. Gasperini

Item	Quantity	Reference	Part	Description
1	3	C1, C4, C7	100nF	Cond. ceramico multistrato p 5mm
2	5	C2, C3, C5, C6, C9	4.7nF	Cond. ceramico p 5mm
3	1	C8	680nF/63V	Cond. Poli. p 5/7.5/10mm
4	3	D1, D2, D3	LED-G5	LED Verde dia. 5mm
5	8	FIX1, FIX2, FIX3, FIX4, FIX5, FIX6, FIX7, FIX8	FIX35	Foro fissaggio 3.5mm
6	2	F1, F2	25A	Fusibile rapido 10x38mm
7	1	F3	2A	Fusibile rapido 5x20mm
8	6	PAD7, PAD8, PAD9, PAD10, PAD11, PAD12	PAD	Pad a saldare 5x10 mm
9	2	PF2, PF1	PFS1038	Portafusibile 10x38
10	1	PF3	PFS520	Portafusibile 5x20
11	3	R1, R2, R3	6K8	Res. 1/4W

SLIN0501R01V01



CS1
CSIN0501R1



Description: Driver Interface & Temp Sensor	
Designer: A.Franceschi	Size: A4
Part No.: SLIN0501R01V01	Page: 1 of 1
Rev. 1.0	Date: 09/09/2019



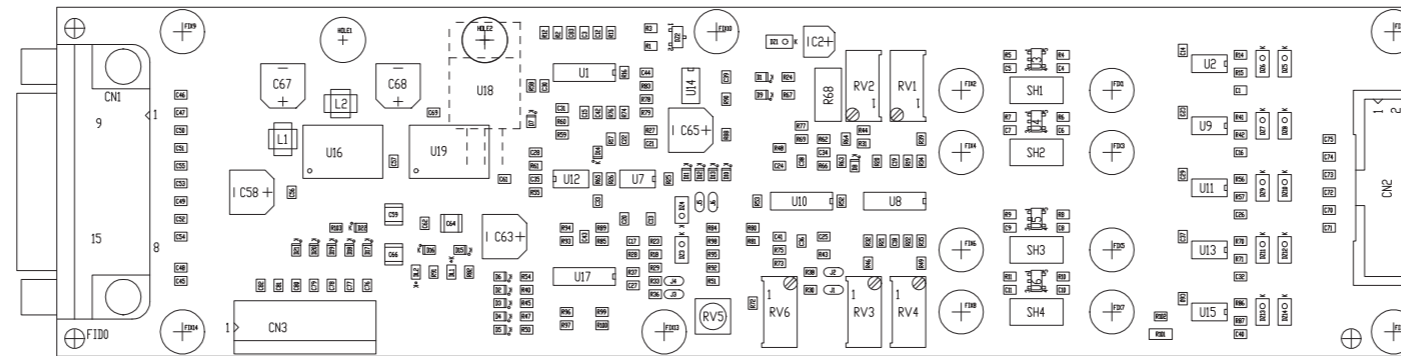
PRODUCT NAME : TEX-TFT	PART NAME : DRIVER INTERFACE & TEMP SENSOR
DESIGNER : A. FRANCESCHI	DATE : 10/09/19
REVISION : 1.0	SCALE : 4:1
SIZE : A4	PAGE : 1 DI 1


ARCHIVING : 'RVRUT' SERVER, 'RILASCIATI' FOLDER | PROJECT CODE : 252 | DOCUMENT CODE : SLIN0501R01V01

SLIN0501R01V01

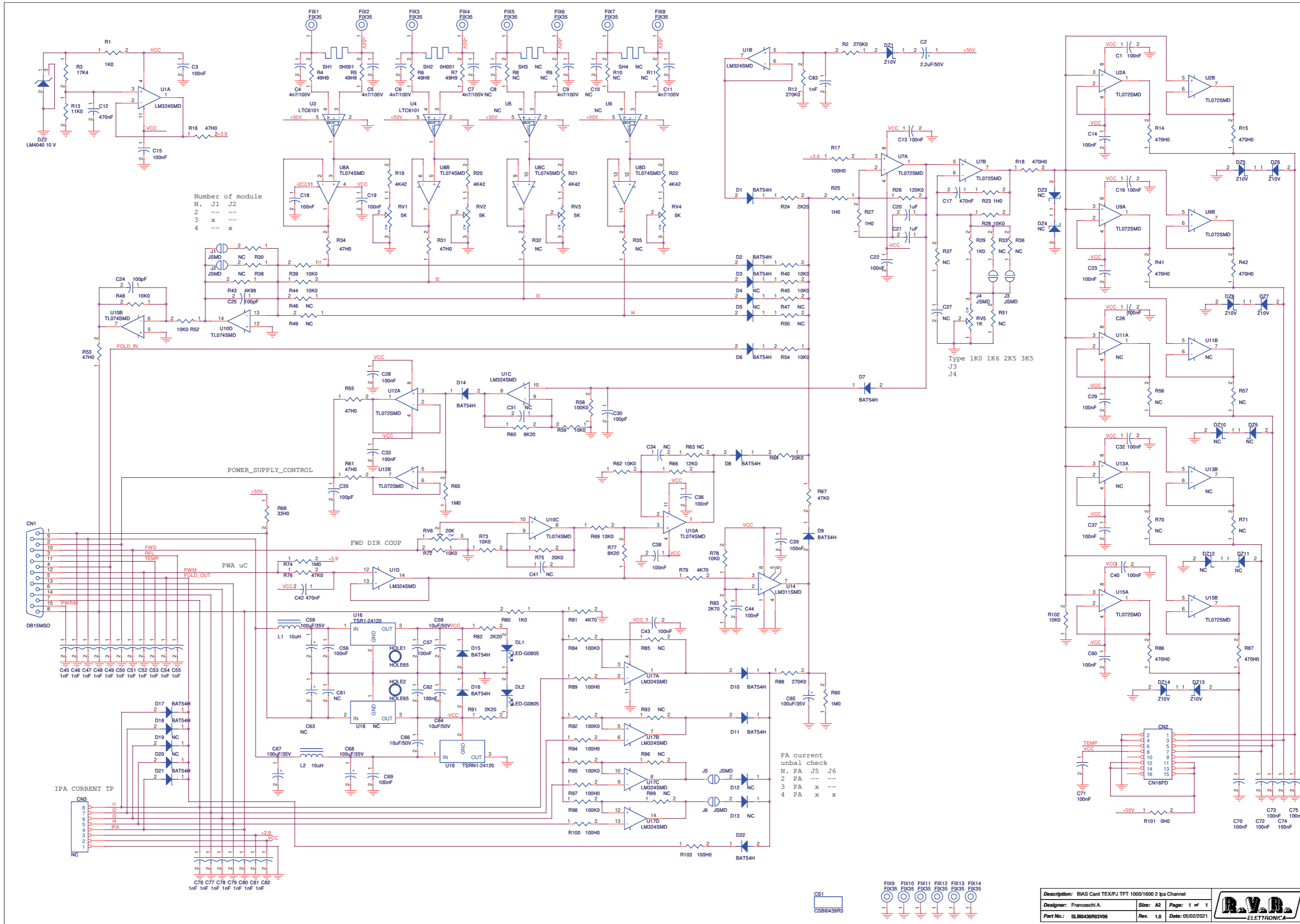
Driver interface & Temp Sensor Revised: Monday, September 09, 2019
 SLIN0501R01V01 Revision: 1.0
 A.Franceschi

Item	Quantity	Reference	Part	Description
1	2	CN1, CN2	CN16PD	16 way pcb conn. with holder
2	1	CS1	CSIN0501R1	Printed Circuit board
3	5	C1, C2, C3, C4, C6	1nF	0805 SMD capacitor
4	1	C5	4.7nF/100V	0805 SMD capacitor
5	1	D1	9V1	MINIMELF SMD Zener Diode
6	3	FIX1, FIX2, FIX3	FIX35	3.5mm Fixing hole
7	3	R1, R2, R3	680R	0805 SMD res.
8	1	R4	51R	0805 SMD res.
9	1	R5	0H0	1206 SMD res.
10	1	U2	LM50C_SMD	Temperature sensor



	PRODUCT NAME : TEX-LCD	PART NAME : BIAS CARD			
	DESIGNER : FRANCESCHI A.	DATE 05/10/20	REVIS. : 1.0	SCALE 1:1	SIZE A3
ARCHIVING : 'RVRUT' SERVER, 'RILASCIATI' FOLDER		PROJECT CODE : 249	DOCUMENT CODE : SLBI0439R03V**		

SLB10439R03V06



Description: BIAS Card TEX/PJ TFT 1000/1600 2 Ipa Channel			
Designer: Franceschi A.	Size: A2	Page: 1 of 1	
Part No.: SLB10439R03V06	Rev. 1.0	Date: 05/02/2021	

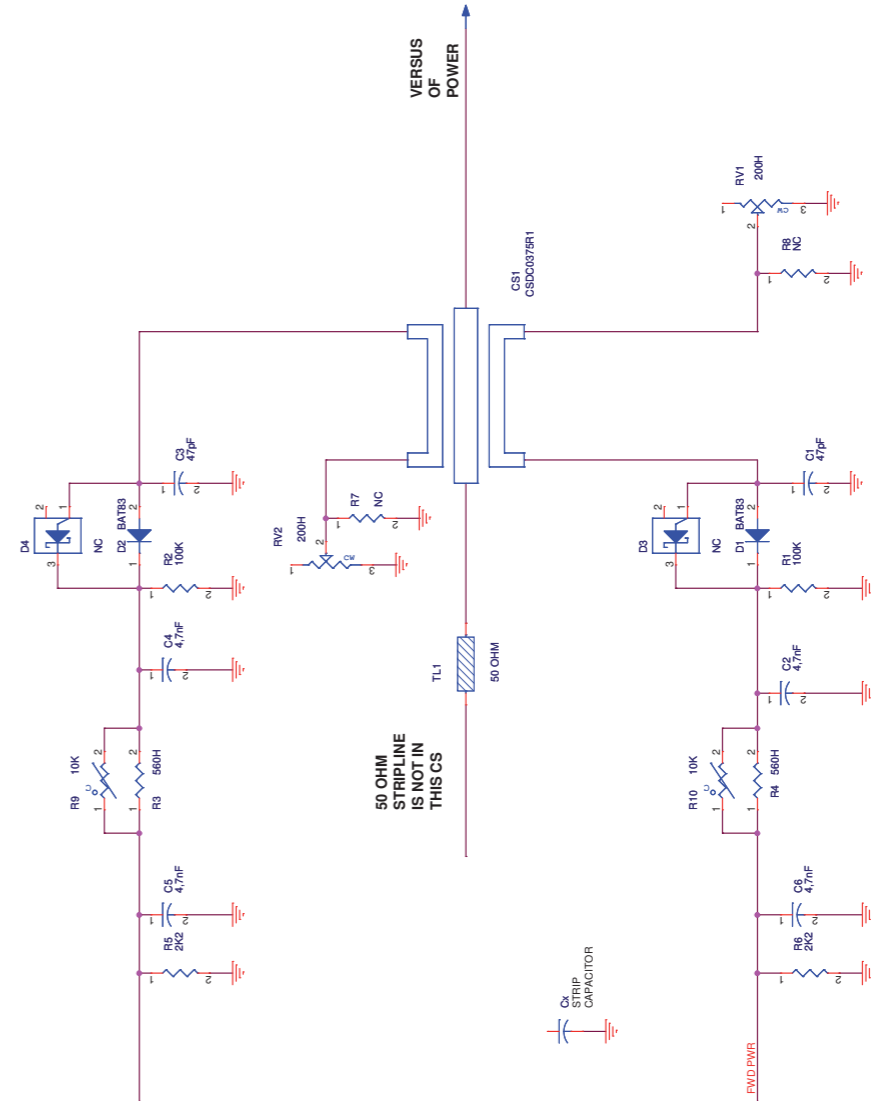
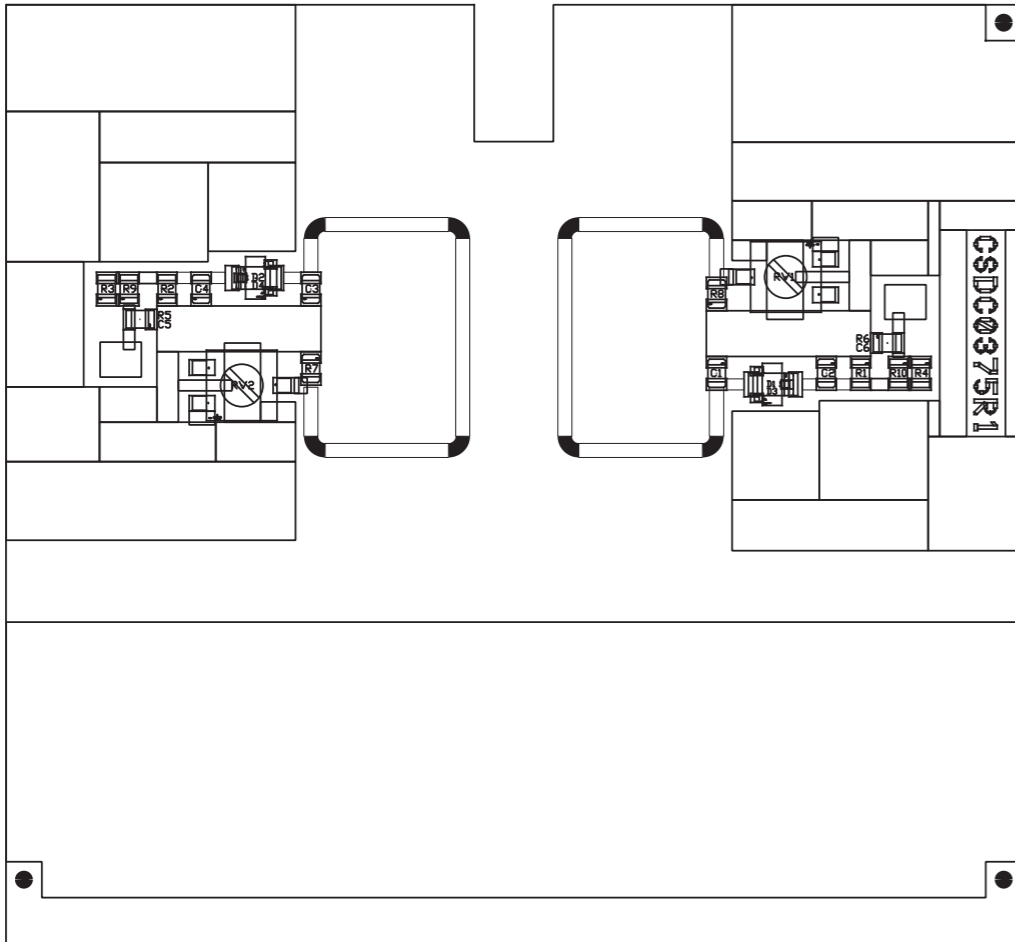
SLBI0439R03V06

BIAS Card TEX/PJ TFT 1000/1600 2 Ipa Channel Revised: 05/02/2021
 SLBI0439R03V06 Revision: 1.0
 Franceschi A.

Item	Quantity	Reference	Part	Description
1	1	CN1	DB15MSO	Conn. DB15 mas. cs 90°
2	1	CN2	CN16PD	Conn.M.C.S.Dritto 16P alette.
3	1	CN3	NC	Conn. 8 poli WR-WTB
4	1	CS1	CSBI0439R3	Circuito stampato
5	33	C1, C3, C13, C14, C15, C16, C18, C19, C22, C23, C26, C28, C29, C32, C33, C36, C37, C38, C39, C40, C43, C44, C56, C57, C60, C62, C69, C70, C71, C72, C73, C74, C75	100nF	Cond. SMD 0805
6	1	C2	2,2uF/50V	Cond. Elett. SMD d. 4mm
7	6	C4, C5, C6, C7, C9, C11	4n7/100V	Cond. SMD 0805
8	7	C8, C10, C27, C31, C34, C41, C61	NC	Cond. SMD 0805
9	3	C12, C17, C42	470nF	Cond. SMD 0805
10	2	C20, C21	1uF	Cond. SMD 0805
11	4	C24, C25, C30, C35	100pF	Cond. SMD 0805
12	19	C45, C46, C47, C48, C49, C50, C51, C52, C53, C54, C55, C76, C77, C78, C79, C80, C81, C82, C83	1nF	Cond. SMD 0805
13	4	C58, C65, C67, C68	100uF/35V	Cond. Elett. SMD d. 6.3mm
14	3	C59, C64, C66	10uF/50V	Cond. SMD 1210
15	1	C63	NC	Cond. Elett. SMD d. 6.3mm
16	2	DL1, DL2	LED-G0805	LED Verde SMD 0805
17	7	DZ1, DZ5, DZ6, DZ7, DZ8, DZ13, DZ14	Z10V	MINIMELF SMD Zener Diode
18	1	DZ2	LM4040 10 V	SMD SOT23 precision Zener
19	6	DZ3, DZ4, DZ9, DZ10, DZ11, DZ12	NC	MINIMELF SMD Zener Diode
20	16	D1, D2, D3, D6, D7, D8, D9, D10, D11, D14, D15, D16, D17, D18, D21, D22	BAT54H	SOD323 SMD Diode
21	6	D4, D5, D12, D13, D19, D20	NC	SOD323 SMD Diode
22	14	FIX1, FIX2, FIX3, FIX4, FIX5, FIX6, FIX7, FIX8, FIX9, FIX10, FIX11, FIX12, FIX13, FIX14	FIX35	Foro fissaggio 3.5mm
23	2	HOLE1, HOLE2	HOLE65	Foro da 6.5mm
24	4	J1, J2, J5, J6	J5MD	Jumper a saldare
25	2	J3, J4	J5MD	Pad SMD a saldare
26	2	L1, L2	10uH	Ind. verticale SMD dia. 4 p 4.8
27	4	RV1, RV2, RV3, RV4	5K	Trimmer Rg V 3296W
28	1	RV5	1K	Trimmer SMD V 3314
29	1	RV6	20K	Trimmer Rg V 3296W
30	3	R1, R29, R80	1K0	Res. SMD 0805 1%
31	3	R2, R12, R88	270K0	Res. SMD 0805 1%
32	1	R3	17K4	Res. SMD 0805 1%
33	4	R4, R5, R6, R7	49H9	Res. SMD 0805 1%
34	25	R8, R9, R10, R11, R30, R32, R33, R35, R36, R37, R38, R47, R46, R49, R50, R51, R56, R57, R63, R70, R71, R85, R93, R96, R99	NC	Res. SMD 0805 1%
35	1	R13	11K0	Res. SMD 0805 1%
36	7	R14, R15, R18, R41, R42, R86, R87	470H0	Res. SMD 0805 1%
37	6	R16, R31, R34, R53, R55, R61	47H0	Res. SMD 0805 1%
38	6	R17, R89, R94, R97, R100, R103	100H0	Res. SMD 0805 1%
39	4	R19, R20, R21, R22	4K42	Res. SMD 0805 1%
40	3	R23, R25, R27	1H0	Res. SMD 0805 1%
41	3	R24, R82, R91	2K20	Res. SMD 0805 1%
42	1	R26	120K0	Res. SMD 0805 1%
43	15	R28, R39, R40, R44, R45, R48, R52, R54, R59, R62, R69, R72, R73, R78, R102	10K0	Res. SMD 0805 1%
44	1	R43	4K99	Res. SMD 0805 1%
45	5	R58, R84, R92, R95, R98	100K0	Res. SMD 0805 1%
46	2	R60, R77	8K20	Res. SMD 0805 1%
47	2	R64, R75	20K0	Res. SMD 0805 1%
48	3	R65, R74, R90	1M0	Res. SMD 0805 1%
49	1	R66	12K0	Res. SMD 0805 1%
50	2	R67, R76	47K0	Res. SMD 0805 1%
51	1	R68	33H0	Res. SMD 2512 1%
52	2	R79, R81	4K70	Res. SMD 0805 1%
53	1	R83	2K70	Res. SMD 0805 1%
54	1	R101	0H0	Res. SMD 1206
55	2	SH1, SH2	0H001	Shunt SMD 2512
56	2	SH3, SH4	NC	Shunt SMD 2512
57	2	U1, U17	LM324SMD	Quad Op. SMD SO14
58	5	U2, U7, U9, U12, U15	TL072SMD	Dual Op. SMD SO8
59	2	U3, U4	LTC6101	High side current sense
60	2	U5, U6	NC	High side current sense
61	2	U8, U10	TL074SMD	Quad Op. SMD SO14

Item	Quantity	Reference	Part	Description
62	2	U11, U13	NC	Dual Op. SMD SO8
63	1	U14	LM311SMD	Comp. SMD SO8
64	1	U16	TSR1-24120	Switching SIP3 regulator
65	1	U18	NC	Stabilizzatore TO220
66	1	U19	TSRN1-24120	Switching SIP3 regulator

SLDC0375R01V01



PRODUCT NAME : TEX-LCD GREEN LINE	PART NAME : DIRECTIONAL COUPLER
DESIGNER : FRANCESCHI A.	DATE : 03/10/19
REVISION : 1.2	SCALE : 2:1
SIZE : A4	PAGE : 1 DI 1

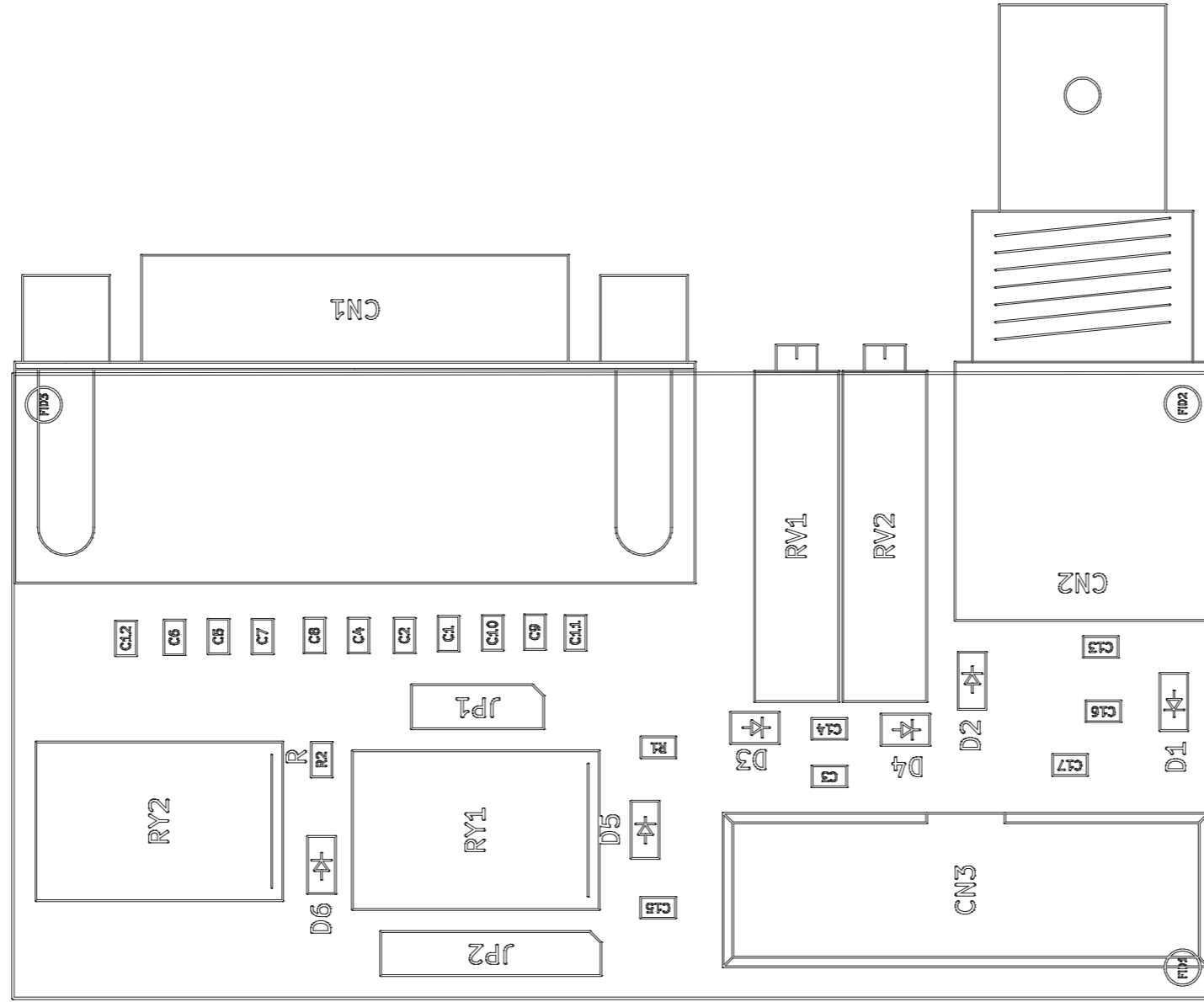
ARCHIVING : 'RVTRUT' SERVER, 'RILASCIATI' FOLDER	PROJECT CODE : <>	DOCUMENT CODE : SLDC0375R01V**
--	-------------------	--------------------------------

Description: Directional Coupler	Size: A3	Page: 1 of 1
Designer: Franceschi A.	Rev: 1.2	Date: 03/10/2019
Part No.: SLDC0375R01V01		

SLDC0375R01V01

DIRECTIONAL COUPLER Revised: 03/10/2019
 SLDC0375R01V01 Revision: 1.2
 Franceschi A.

Item	Quantity	Reference	Part	{description}
1	1	CS1	CSDC0375R1	
2	1	Cx	27pFTFL	
3	2	C3, C1	47pF	Cond. SMD 0805
4	4	C2, C4, C5, C6	4,7nF	Cond. SMD 0805
5	2	D3, D4	NC	
6	2	D1, D2	BAT83	MINIMELF Diode
7	2	RV2, RV1	200H	Trimmer SMD
8	2	R1, R2	100K	Res. SMD 0805
9	2	R3, R4	560H	Res. SMD 0805
10	2	R5, R6	2K2	Res. SMD 0805
11	2	R9, R10	10K	Res. NTC SMD 0805
12	2	R7, R8	NC	Res. SMD 0805
13	1	TL1	50 OHM	Linea strip CS



PRODUCT NAME : TEX-TFT

DESIGNER : FRANCESCHI A.

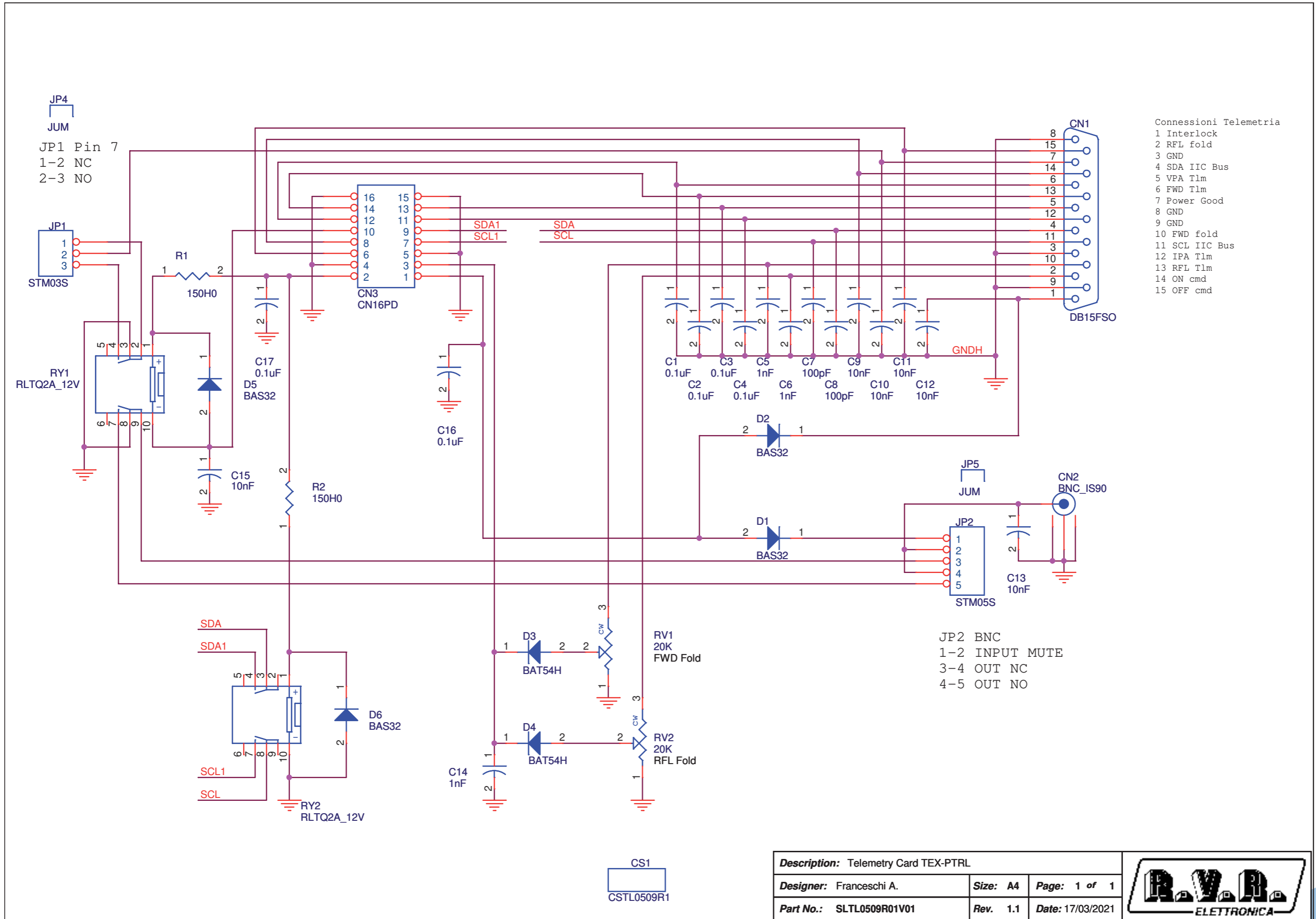
ARCHIVING : 'RVRUT' SERVER, 'RILASCIATI' FOLDER

PART NAME : TELEMETRY CARD

DATE : 22/06/20 | REVISION : 1.0 | SCALE : 2:1 | SIZE : A4 | PAGE : 1 DI 1

PROJECT CODE : <> | DOCUMENT CODE : SLTL0509R01V**

SLTL0509R01V01

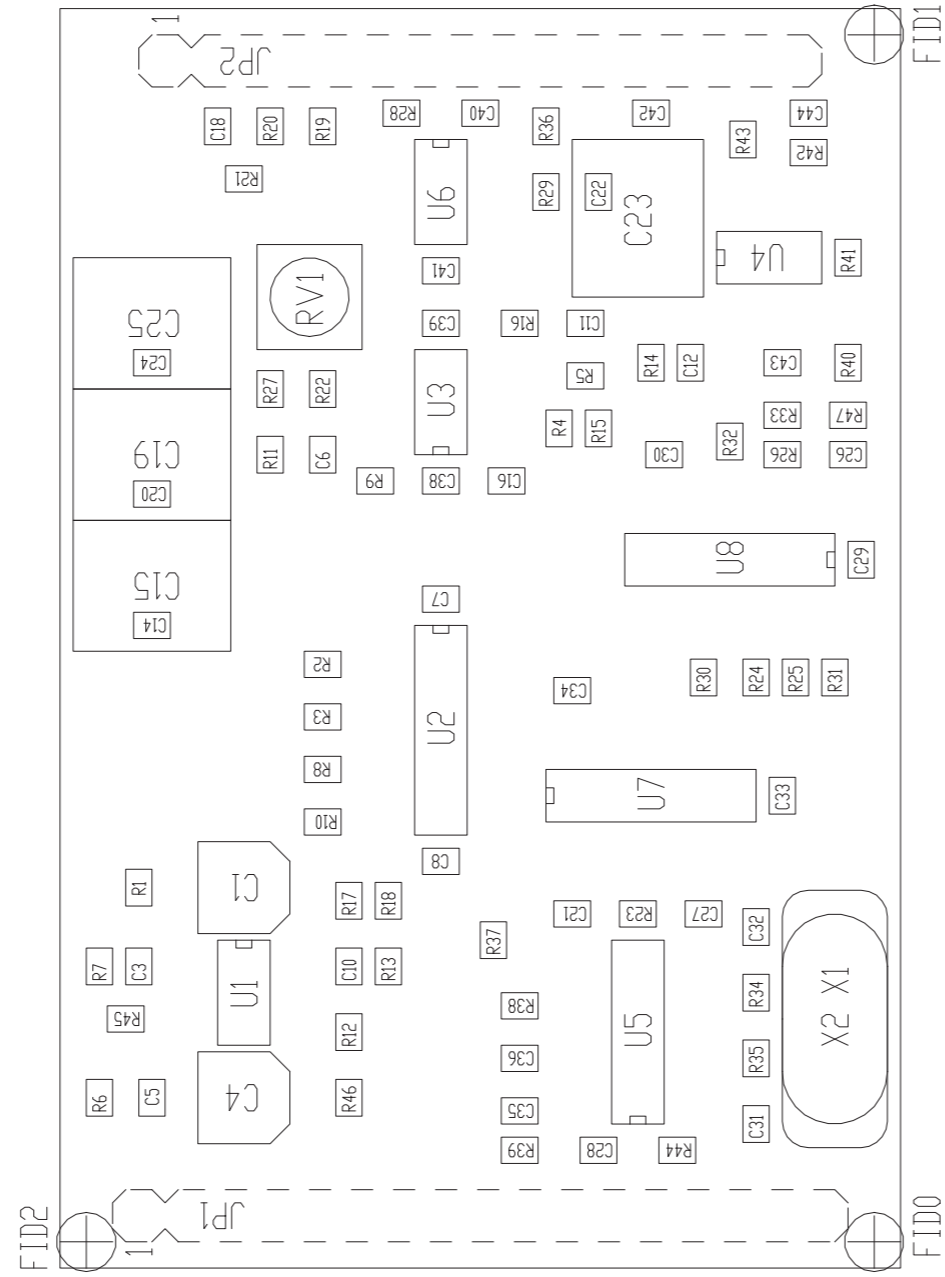


SLTL0509R01V01

Telemetry Card TEX-PTRL Revised: 17/03/2021
 SLTL0509R01V01 Revision: 1.1
 Franceschi A.

Item	Quantity	Reference	Part	Description
1	1	CN1	DB15FSO	DB15 fem. PCB 90° conn.
2	1	CN2	BNC_IS90	Metal BNC conn. 90°
3	1	CN3	CN16PD	16 way pcb conn. with holder
4	1	CS1	CSTL0509R1	Printed Circuit board
5	6	C1, C2, C3, C4, C16, C17	0.1uF	0805 SMD capacitor
6	3	C5, C6, C14	1nF	0805 SMD capacitor
7	2	C7, C8	100pF	0805 SMD capacitor
8	6	C9, C10, C11, C12, C13, C15	10nF	0805 SMD capacitor
9	4	D1, D2, D5, D6	BAS32	MINIMELF SMD Diode
10	2	D3, D4	BAT54H	SOD123F SMD Diode
11	1	JP1	STM03S	Male strip 3 pin
12	1	JP2	STM05S	Male strip 5 pin
13	2	JP4, JP5	JUM	Jumper
14	2	RV1, RV2	20K	Trimmer Rg H 3006
15	2	RY1, RY2	RLTQ2A_12V	TQ2 relay
16	2	R1, R2	150H0	0805 SMD res.

SLCTC30V03V01

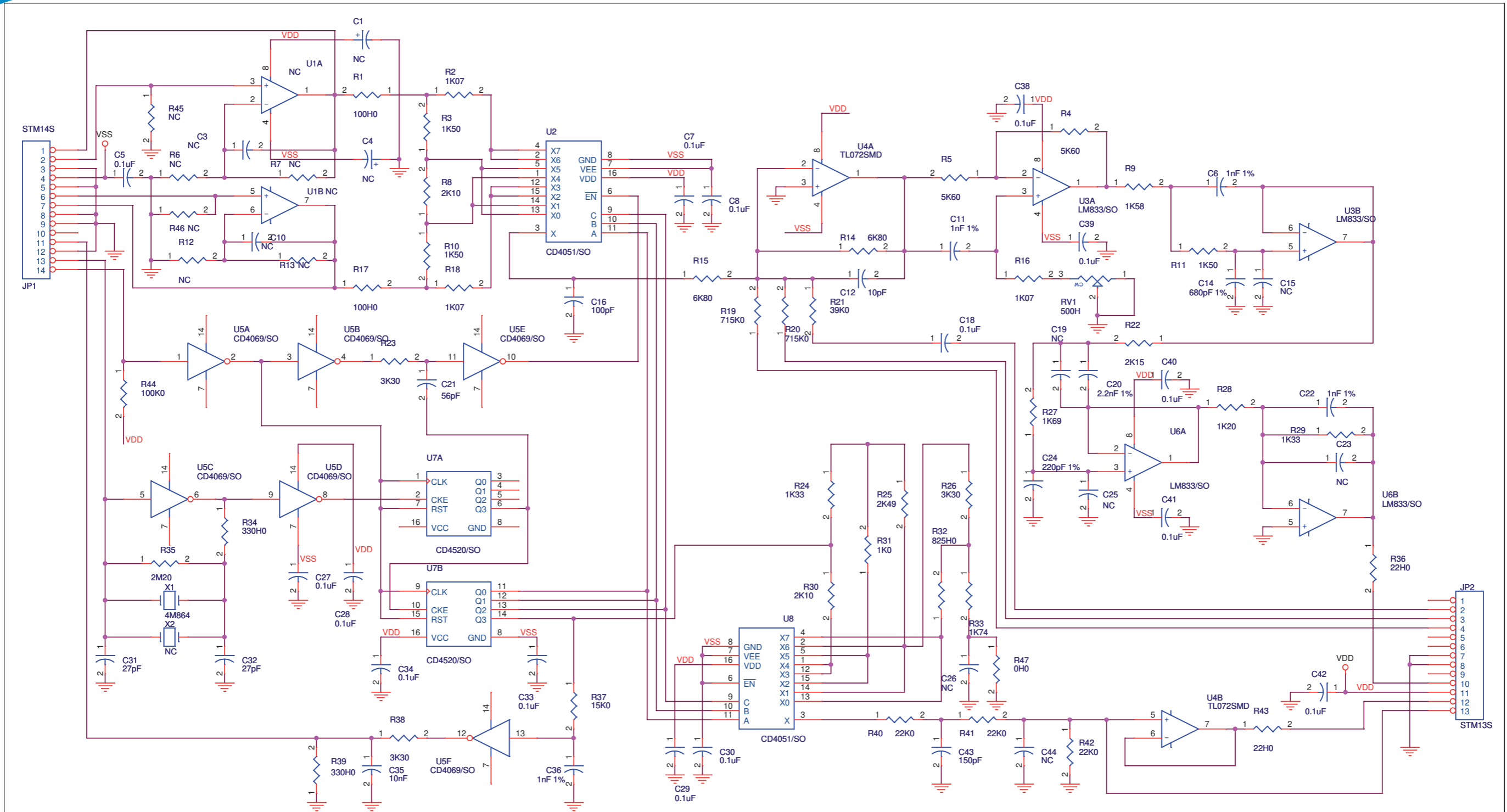


PRODUCT NAME : SERED CODER
 DESIGNER : FRANCESCHI A.
 ARCHIVING : "RVRUT" SERVER, "RILASCIATI" FOLDER

PART NAME : CTC30 CODER CARD
 DATE : 26/01/15
 REVISION : 1.0
 SCALE : 2:1
 SIZE : A4
 PAGE : 1 DI 1

DOCUMENT CODE : SLCTC30V03V**

SLCTC30V03V01



CS1
CSCTC30V03

Description: Coder Card		
Designer: Franceschi A.	Size: A3	Page: 1 of 1
Part No.: SLCTC30V03V01	Rev. 1.1	Date: 26/01/2015

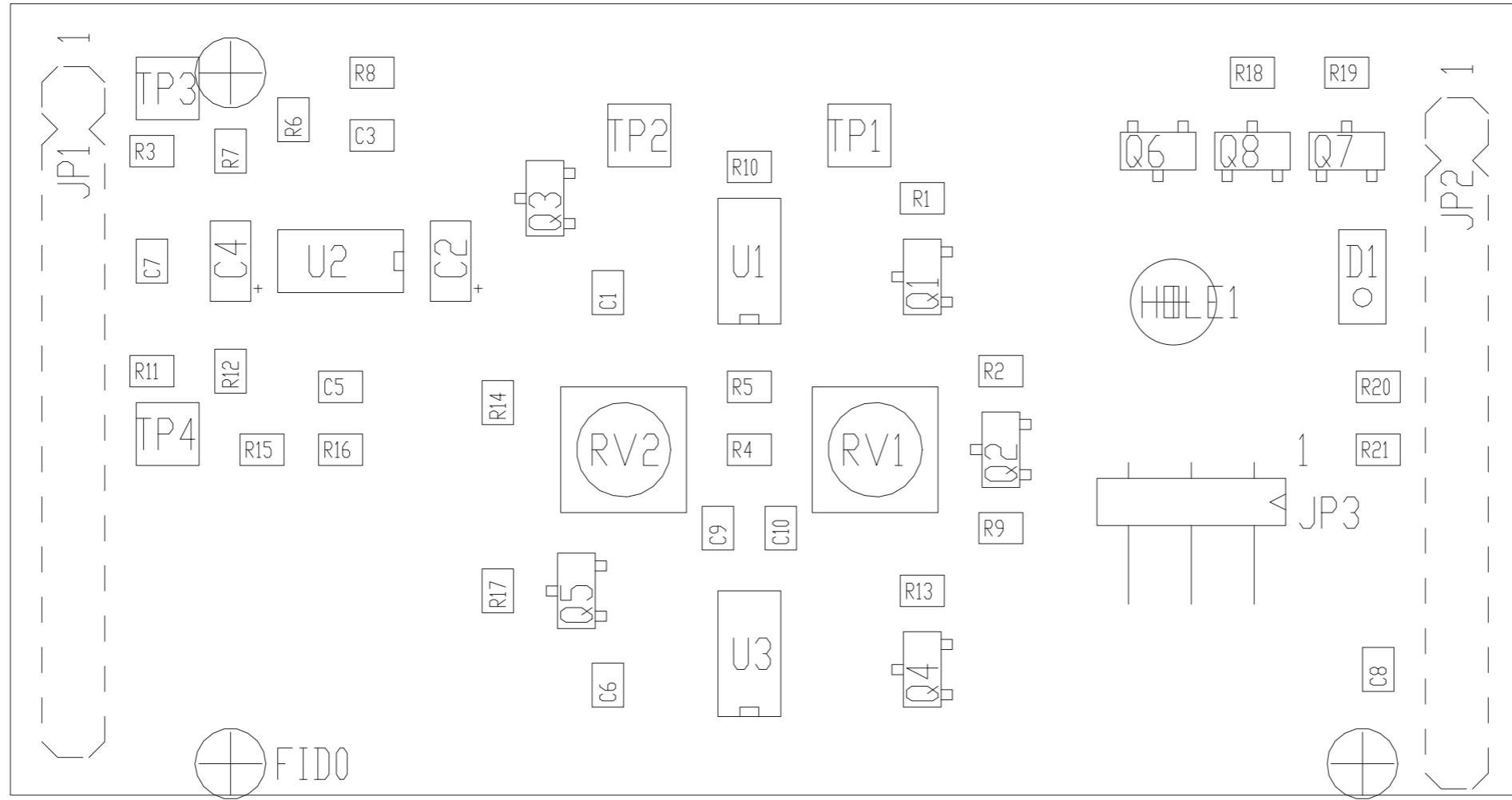


SLCTC30V03V01

Coder Card Revised: 26/01/2015
 SLCTC30V03V01 Revision: 1.1
 Franceschi A.

Item	Quantity	Reference	Part	Description
1	1	C51	CSCTC30V03	Circuito stampato
2	2	C1,C4	NC	Cond. Elett. SMD d. 4mm
3	3	C3,C10,C26	NC	Cond. SMD 0805
4	15	C5,C7,C8,C18,C27,C28,C29, C30,C33,C34,C38,C39,C40, C41,C42	0.1uF	Cond. SMD 0805
5	4	C6,C11,C22,C36	1nF 1%	Cond. SMD 0805 COG
6	1	C12	10pF	Cond. SMD 0805
7	1	C14	680pF 1%	Cond. SMD 0805 COG
8	4	C15,C19,C23,C25	NC	Cond. Poliestere p 5mm (5*7mm)
9	1	C16	100pF	Cond. SMD 0805
10	1	C20	2.2nF 1%	Cond. SMD 0805 COG
11	1	C21	56pF	Cond. SMD 0805
12	1	C24	220pF 1%	Cond. SMD 0805 COG
13	2	C31,C32	27pF	Cond. SMD 0805
14	1	C35	10nF	Cond. SMD 0805
15	1	C43	150pF	Cond. SMD 0805
16	1	C44	NC	Cond. SMD 0805
17	1	JP1	STM14S	Strip maschio 14 pin
18	1	JP2	STM13S	Strip maschio 13 pin
19	1	RV1	500H	Trimmer SMD
20	2	R1,R17	100H0	Res. SMD 0805
21	3	R2,R16,R18	1K07	Res. SMD 0805
22	3	R3,R10,R11	1K50	Res. SMD 0805
23	2	R4,R5	5K60	Res. SMD 0805
24	6	R6,R7,R12,R13,R45,R46	NC	Res. SMD 0805
25	2	R8,R30	2K10	Res. SMD 0805
26	1	R9	1K58	Res. SMD 0805
27	2	R14,R15	6K80	Res. SMD 0805
28	2	R19,R20	715K0	Res. SMD 0805
29	1	R21	39K0	Res. SMD 0805
30	1	R22	2K15	Res. SMD 0805
31	3	R23,R26,R38	3K30	Res. SMD 0805
32	2	R24,R29	1K33	Res. SMD 0805
33	1	R25	2K49	Res. SMD 0805
34	1	R27	1K69	Res. SMD 0805
35	1	R28	1K20	Res. SMD 0805
36	1	R31	1K0	Res. SMD 0805
37	1	R32	825H0	Res. SMD 0805
38	1	R33	1K74	Res. SMD 0805
39	2	R34,R39	330H0	Res. SMD 0805
40	1	R35	2M20	Res. SMD 0805
41	2	R36,R43	22H0	Res. SMD 0805
42	1	R37	15K0	Res. SMD 0805

43	3	R40,R41,R42	22K0	Res. SMD 0805
44	1	R44	100K0	Res. SMD 0805
45	1	R47	0H0	Res. SMD 0805
46	1	U1	NC	Dual Op. SMD SO8
47	2	U2,U8	CD4051/SO	Analog Switch SMD SO16
48	2	U3,U6	LM833/SO	Dual Op. SMD SO8
49	1	U4	TL072SMD	Dual Op. SMD SO8
50	1	U5	CD4069/SO	Hex inverter SO14
51	1	U7	CD4520/SO	Dual binary counter
52	1	X1	4M864	Quarzo SMD HC49SMD
53	1	X2	NC	Quarzo HC18



PRODUCT NAME : TEX-TFT

PART NAME : L/R Clipper for Stereo Coder

DESIGNER : FRANCESCHI A.

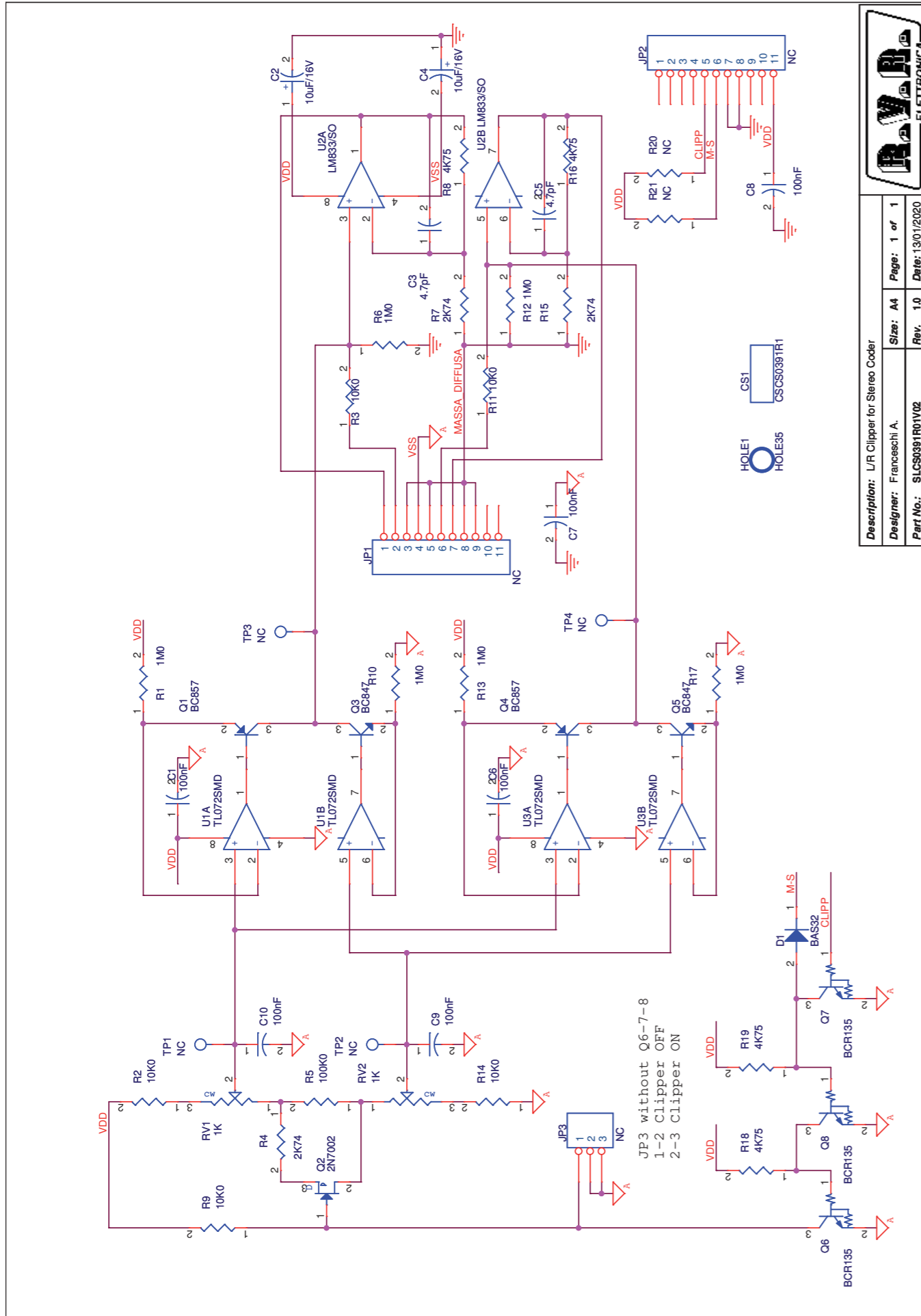
DATE : 13/01/20 REVISION : 1.0 SCALE : 1:1 SIZE : A4 PAGE : 1 DI 1

ARCHIVING : "RVRUT" SERVER, "RILASCIATI" FOLDER

PROJECT CODE : 252 DOCUMENT CODE : SLCS0391R01V**



SLCS0391R01V02



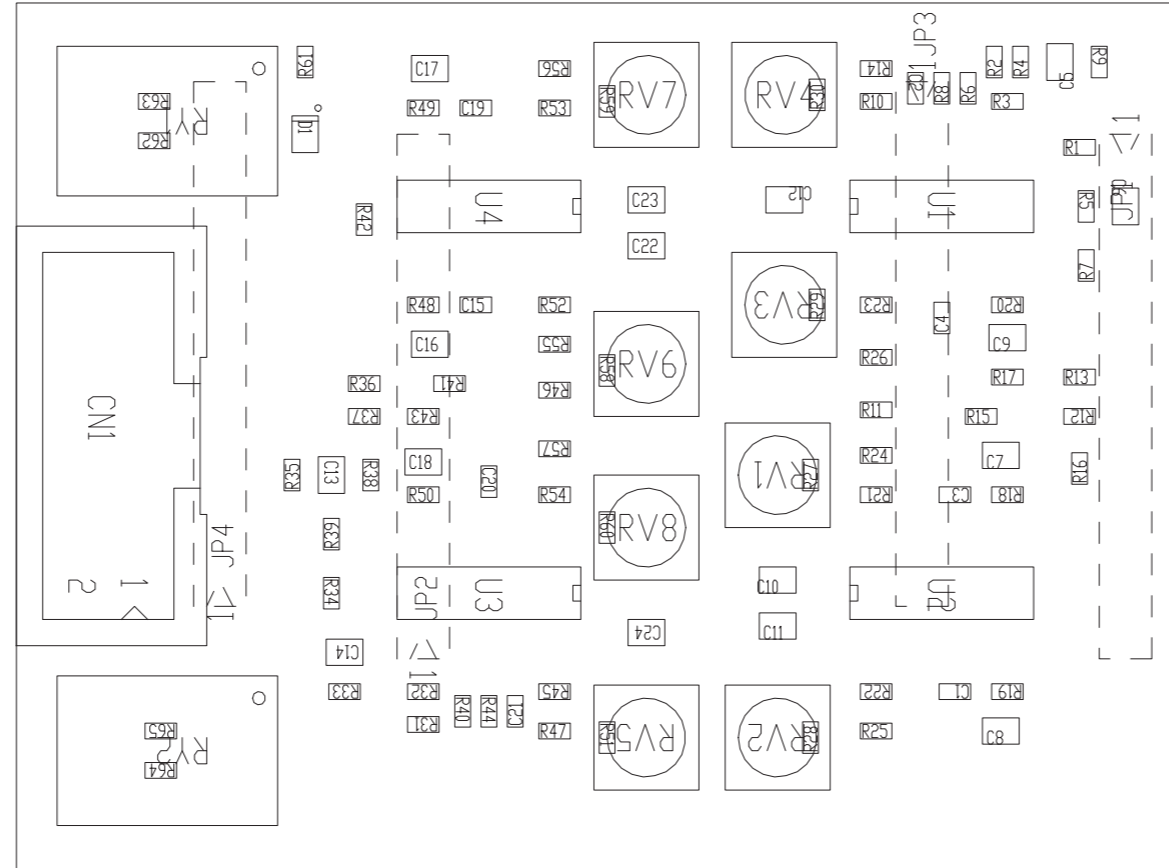
Description: L/R Clipper for Stereo Coder
Designer: Franceschi A.
Part No.: SLCS0391R01V02

Size: A4	Page: 1 of 1
Rev. 1.0	Date: 13/01/2020

L/R Clipper for Stereo Coder Revised: Monday, Jan 13, 2020
 SLCS0391R01V02 Revision: 1.0
 Franceschi A.

Item	Quantity	Reference	Part	Description
1	1	CS1	CSCS0391R1	Circuito stampato
2	6	C1,C6,C7,C8,C9,C10	100nF	Cond. SMD 0805
3	2	C2,C4	10uF/16V	Cond. Elett. SMD tant. size A
4	2	C3,C5	4.7pF	Cond. SMD 0805
5	1	D1	BAS32	MINIMELF SMD Diode
6	1	HOLE1	HOLE35	Foro da 3.5mm
7	2	JP1,JP2	NC	Strip maschio 11 pin
8	1	JP3	NC	Strip maschio 3 pin a 90°
9	2	Q1,Q4	BC857	Trans. PNP SOT23
10	1	Q2	2N7002	Trans. FET SOT23
11	2	Q3,Q5	BC847	Trans. NPN SOT23
12	3	Q6,Q7,Q8	BCR135	Trans./Res. NPN SOT23
13	2	RV1,RV2	1K	Trimmer SMD
14	6	R1,R6,R10,R12,R13,R17	1M0	Res. SMD 0805
15	5	R2,R3,R9,R11,R14	10K0	Res. SMD 0805
16	3	R4,R7,R15	2K74	Res. SMD 0805
17	1	R5	100K0	Res. SMD 0805
18	4	R8,R16,R18,R19	4K75	Res. SMD 0805
19	2	R20,R21	NC	Res. SMD 0805
20	4	TP1,TP2,TP3,TP4	NC	Test point
21	2	U1,U3	TL072SMD	Dual Op. SMD SO8
22	1	U2	LM833/SO	Dual Op. SMD SO8

SLAU0469R01V04



PRODUCT NAME : TEX-LCD

DESIGNER : FRANCESCHI A.

ARCHIVING : "RVRUT" SERVER, "RILASCIATI" FOLDER

PART NAME : AUDID FILTER 15KHZ

DATE : 03/05/17

REVISION : 1.0

SCALE : 2:1

SIZE : A4

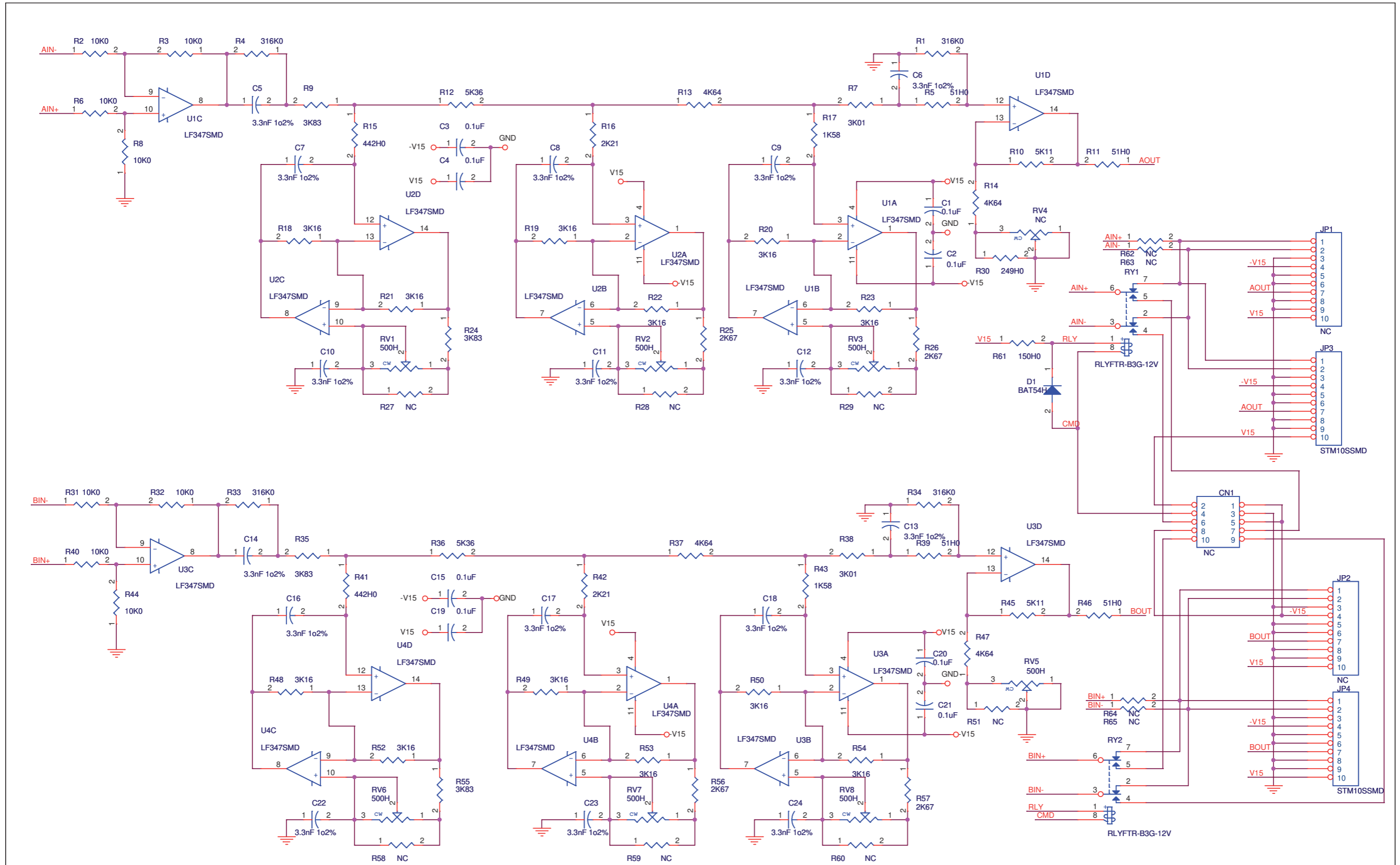
PAGE : 1

DI 1

DOCUMENT CODE : SLAU0469R01V**

PROJECT CODE : 057

SLAU0469R01V04



CS1
CSAU0469R1

Description: Audio Filter 15KHz TFT w AES-EBU			
Designer: Franceschi A.	Size: A3	Page: 1 of 1	
Part No.: SLAU0469R01V04	Rev. 1.0	Date: 03/04/2018	



SLAU0469R01V04

Audio Filter 15Khz TFT w AES-EBU Revised: 03/04/2018
 SLAU0469R01V04 Revision: 1.0
 Franceschi A.

Item	Quantity	Reference	Part	Description
1	1	CN1	NC	Conn. 10 poli Flat cs
2	1	CS1	CSAU0469R1	Circuito stampato
3	8	C1, C2, C3, C4, C15, C19, C20, C21	0.1uF	Cond. SMD 0603
4	16	C5, C6, C7, C8, C9, C10, C11, C12, C13, C14, C16, C17, C18, C22, C23, C24	3.3nF 1o2%	Cond. SMD 0805 COG
5	1	D1	BAT54H	SOD323 SMD Diode
6	2	JP1, JP2	NC	Male strip 10 pin SMD
7	2	JP3, JP4	STM10SSMD	Male strip 10 pin SMD
8	7	RV1, RV2, RV3, RV5, RV6, RV7, RV8	500H	Trimmer SMD V 3314
9	1	RV4	NC	Trimmer SMD V 3314
10	2	RY1, RY2	RLYFTR-B3G-12V	Rele' FTR-B3G
11	4	R1, R4, R33, R34	316K0	Res. SMD 0603
12	8	R2, R3, R6, R8, R31, R32, R40, R44	10K0	Res. SMD 0603
13	4	R5, R11, R39, R46	51H0	Res. SMD 0603
14	2	R7, R38	3K01	Res. SMD 0603
15	4	R9, R24, R35, R55	3K83	Res. SMD 0603
16	2	R10, R45	5K11	Res. SMD 0603
17	2	R12, R36	5K36	Res. SMD 0603
18	4	R13, R14, R37, R47	4K64	Res. SMD 0603
19	2	R15, R41	442H0	Res. SMD 0603
20	2	R16, R42	2K21	Res. SMD 0603
21	2	R17, R43	1K58	Res. SMD 0603
22	12	R18, R19, R20, R21, R22, R23, R48, R49, R50, R52, R53, R54	3K16	Res. SMD 0603
23	4	R25, R26, R56, R57	2K67	Res. SMD 0603
24	11	R27, R28, R29, R51, R58, R59, R60, R62, R63, R64, R65	NC	Res. SMD 0603
25	1	R30	249H0	Res. SMD 0603
26	1	R61	150H0	Res. SMD 0603
27	4	U1, U2, U3, U4	LF347SMD	Quad Op. SMD SO14