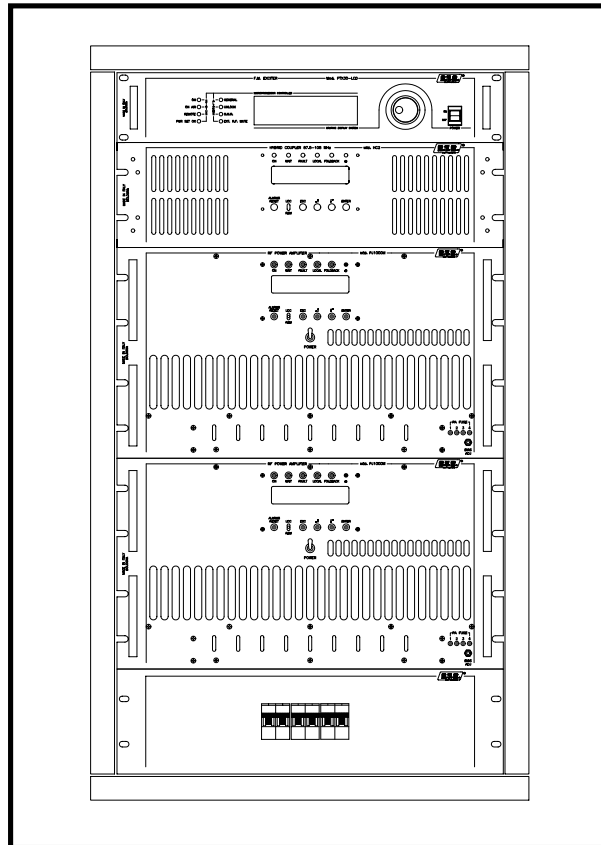


---

---

# TX2000



## User Manual

---

---

Manufactured by



Italy





**Notification of intended purpose and limitations of product use**

This product is a FM transmitter intended for FM audio broadcasting. It utilises operating frequencies not harmonised in the intended countries of use.

The user must obtain a license before using the product in intended country of use. Ensure respective country licensing requirements are complied with.

Limitations of use can apply in respect of operating frequency, transmitter power and/or channel spacing.

**Declaration of Conformity**

Hereby, R.V.R. Elettronica SpA, declares that this FM transmitter is in compliance with the essential requirements and other relevant provisions of Directive 1999/5/EC.



*This page intentionally left blank*

**File name:** capitoli\_en.p65

**Version:** 1.0

**Date:** 02/12/2002

## Revision History

Version	Date	Reason	Editor
1.0	02/12/2002	New version	D. Canazza

TX2000 - User Manual  
Versione 1.0

© Copyright 2002  
R.V.R. Elettronica SpA  
Via del Fonditore 2/2c - 40138 - Bologna (Italia)  
Telefono: +39 051 6010506  
Fax: +39 051 6011104  
Email: info@rvr.it  
Web: www.rvr.it

All rights reserved

Printed and bound in Italy. No part of this manual may be reproduced, memorized or transmitted in any form or by any means, electronic or mechanic, including photocopying, recording or by any information storage and retrieval system, without the permission of the copyright owner.

# 1. Introduction

This manual describes the TX2000SS, a radio transmitter for frequency modulation audio broadcasting.

The TX2000SS is a modular device, built up of components assembled in a 19" rack, complete with electrical and RF wiring.

This manual shall be read together with the manuals of the different components, that are attached herewith.

Details about warranty, safety, working principles and technical specifications are given in the single manuals.

## 2. Configurations

### 2.1 General

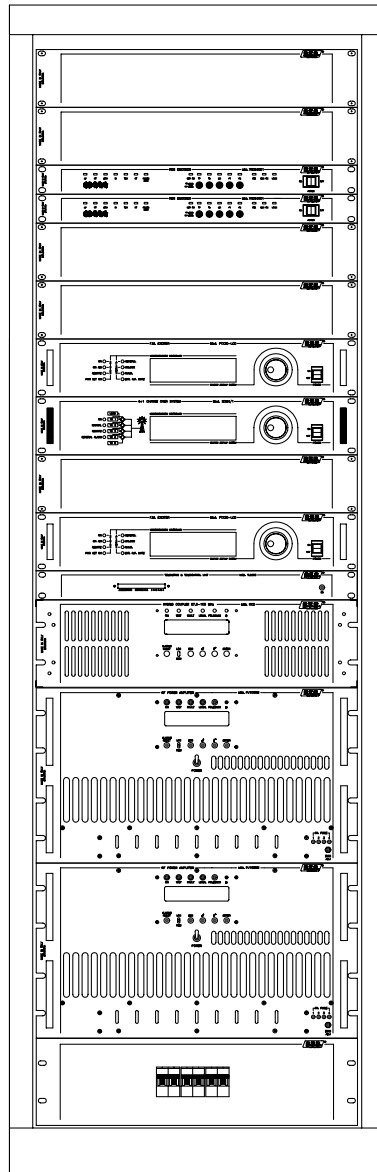
The essential components of the TX2000 are:

- 1 PTX30LCD/s Exciter;
- 1 PJ2000M Amplifier:
  - 2 PJ1000M LCD amplifiers;
  - 1 HC2 hybrid coupler.

Different configurations of the transmitter are available. The customer will choose the one that best fits his need in terms, e.g. of redundancy or telecontrol capabilities.

This chapter describes the different configurations the TX2000 can have. Please note that transmitters layouts given herein are reference ones; the height of the racks and the disposition of the modules may vary and will be specified at the time of placing the order. The names of the different transmitters refer to the components included.

## 2.2 TX2KSSRD/RDS

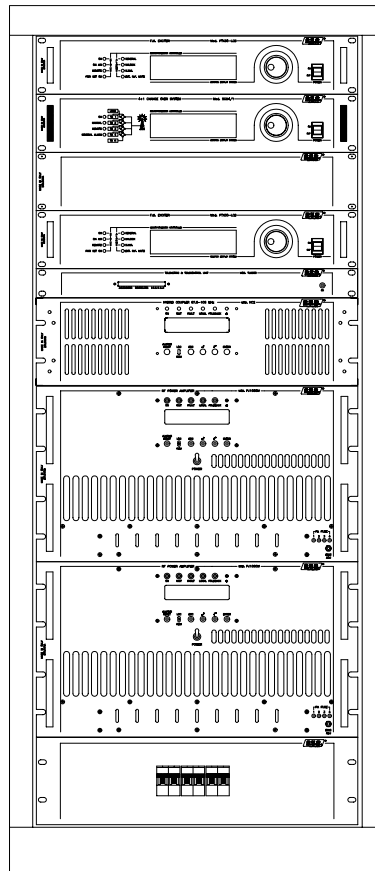


This version is the most complete version of the TX2000SS. With respect to the “essential” components, it features:

- Double exciters (2 PTX30LCD/s);
- Double RDS encoders (2 TRDS4001);
- Automatic change-over (SCM1+1 LCD);
- Telemetry unit (TLC300);

Of course, it also includes the PJ2000M RF amplifier.

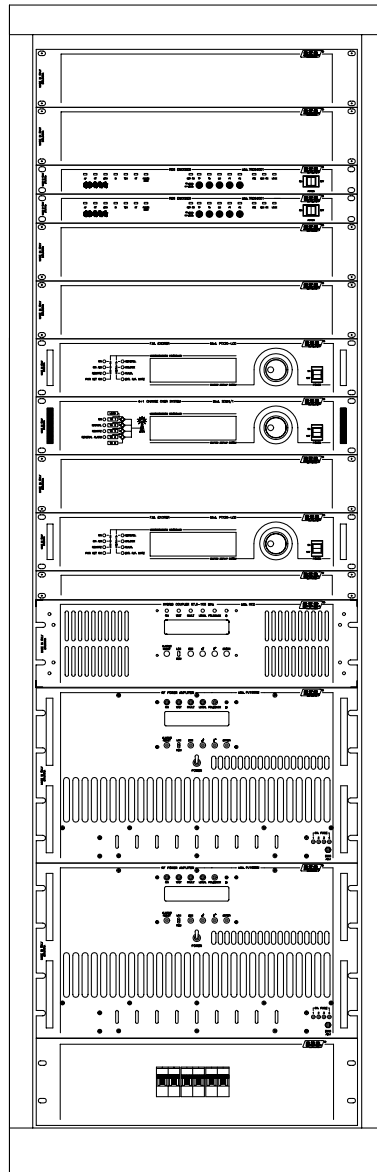
## 2.3 TX2KSSRD



This version of the transmitter gives to the customer the benefit of redundant exciters and remote control. It is composed of:

- Double exciters (2 PTX30LCD/s);
- Automatic change-over (SCM1+1 LCD);
- Telemetry unit (TLC300);
- Amplifier (PJ2000M).

## 2.4 TX2KSSD/RDS



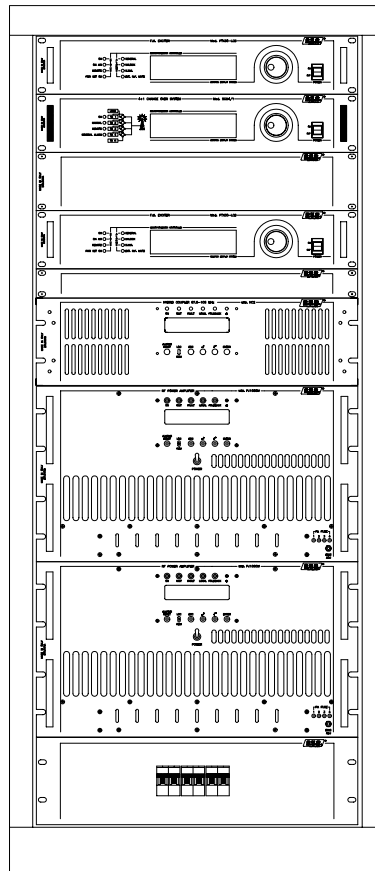
This version of the transmitter gives redundant exciters and RDS coders.

It consists of:

- Double exciters (2 PTX30LCD/s);
- Double RDS encoders (2 TRDS4001);
- Automatic change-over (SCM1+1 LCD);
- Amplifier (PJ2000M).



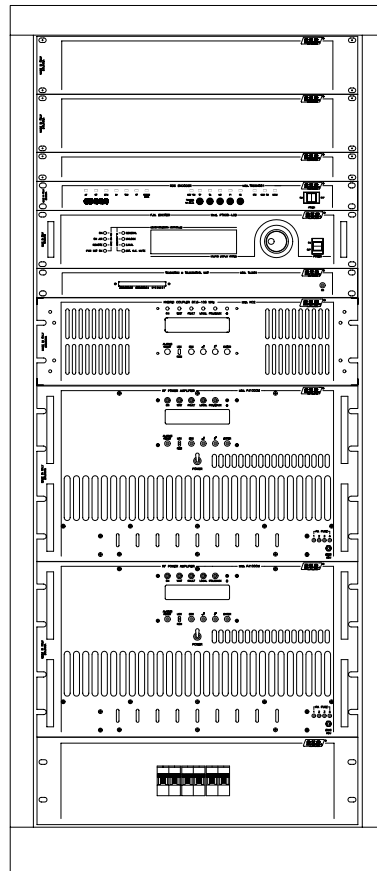
## 2.5 TX2KSSD



This version is composed of:

- Double exciters (2 PTX30LCD/s);
- Automatic change-over (SCM1+1 LCD);
- Amplifier (PJ2000M).

## 2.6 TX2KSSR/RDS

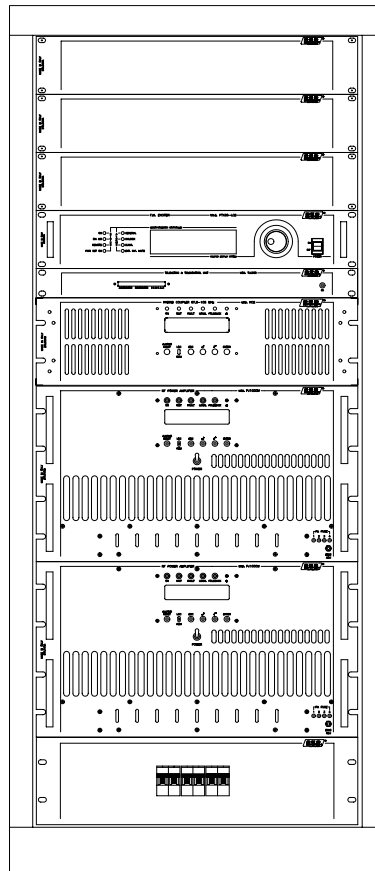


This version of the transmitter is tele-controllable and includes the RDS coder.

It is composed of:

- Exciter (PTX30LCD/s);
- RDS encoder (TRDS4001);
- Telemetry unit (TLC300);
- Amplifier (PJ2000M).

## 2.7 TX2KSSR

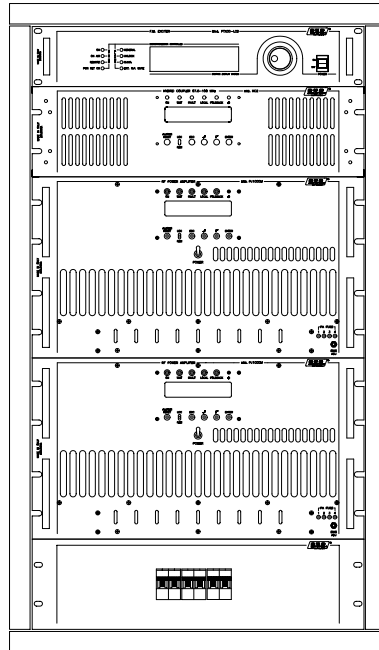


This is the simplest telemetrized version of the TX500SS.

This version is composed of:

- Exciter (PTX30LCD/s);
- Telemetry unit (TLC300);
- Amplifier (PJ2000M).

## 2.8 TX2000SS/V2



This version is composed of:

- Exciter (PTX30LCD/s);
- Amplifier (PJ2000M).