



# TEX502LCD

TECHNICAL ANNEX  
VOLUME 2



**R.V.R. Elettronica**  
Via del Fonditore, 2 / 2c  
Zona Industriale Roveri - 40138 Bologna - Italy  
Phone: +39 051 6010506 - Fax: +39 051 6011104  
e-mail: info@rvr.it - web: http://www.rvr.it

Member of CISQ Federation



CERTIFIED MANAGEMENT SYSTEM  
ISO 9001



The RVR Logo, and others referenced RVR products and services are trademarks of RVR Elettronica in Italy, other countries or both. RVR © 1998 all rights reserved.  
All other trademarks, trade names or logos used are property of their respective owners.

Manufactured by R.V.R ELETTRONICA Italy



## Appendix A Piani di montaggio, schemi elettrici, liste componenti / Component layouts, schematics, bills of material

Questa parte del manuale contiene i dettagli tecnici riguardanti la costruzione delle singole schede componenti il TEX502LCD. L'appendice è composta dalle seguenti sezioni:

*This part of the manual contains the technical details about the different boards of the TEX502LCD. This appendix is composed of the following sections:*

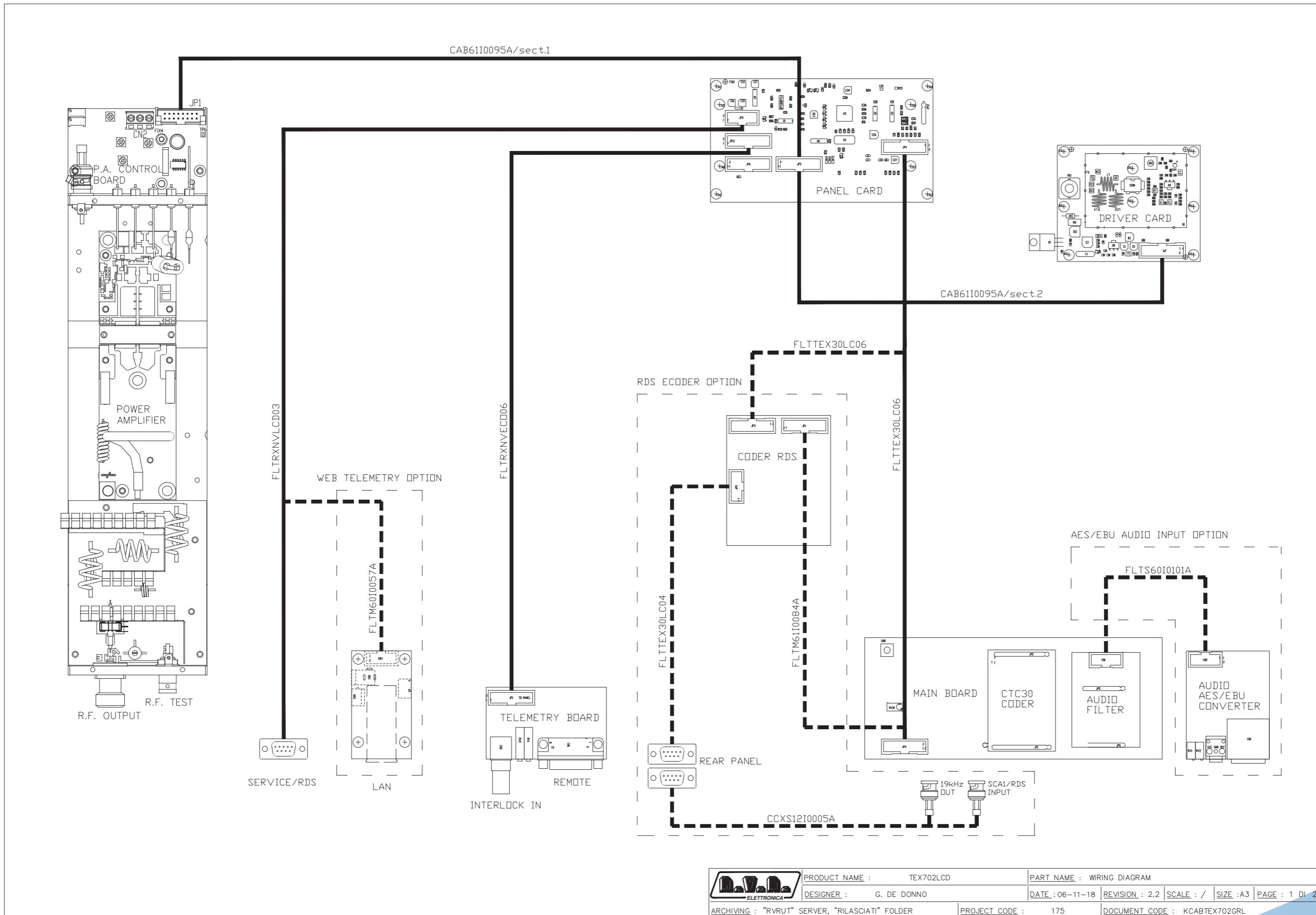
Description	TEX502LCD	Vers.	Pages
Wiring Diagrams	KCABTEX702GRL	3.0	1
Main Board	SLMA0383R01V01	1.8	3
Stereo Coder Card	SLCTC30V03	1.2	9
Control Card	SLCNTMOS07.700	1.1	12
Power Amplifier	SL237RF1001	1.6	15
Driver Card	SLDR0271R03V02	1.2	18
Low Pass Filter Card	SL175LP2001	1.1	21
Panel Card	SLPC0436R01V01	1.1	24
Power Supply	KPSL4424	1.2	27
Telemetry Card	SLTLMTXLCD03	2.2	37

Spare Parts	Description
KPSL4424	Switching power supply
SP-BIA175A	RF final control card
SP-FIN175A	RF final section
SP-MBD175A	Main audio card + PLL + VCO
SP-PAN175A	CPU panel & Display
VTL9G824G102	Fan
SP-DRV175A	Driver Card

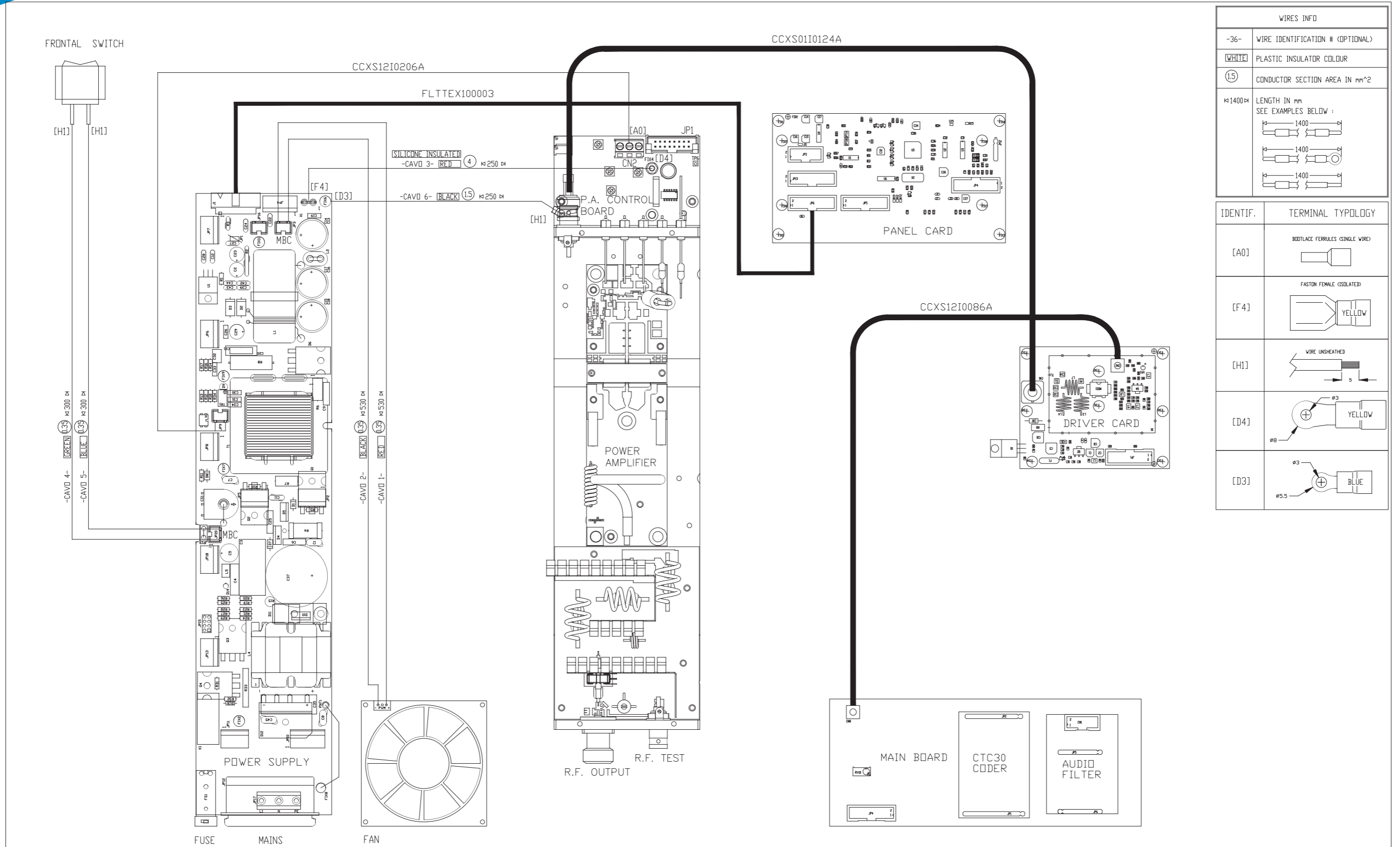
### Document History

Date	Version	Reason	Code	Editor
26/06/2019	2.0	First Release (Version 2)	/	J.H. Berti

KCABTEX702GRL



	PRODUCT NAME :	TEX702LCD	PART NAME :	WIRING DIAGRAM	
	DESIGNER :	G. DE DONNO	DATE :	06-11-18	
ARCHIVING :	"RVRUT" SERVER, "RILASCIATI" FOLDER	PROJECT CODE :	175	DOCUMENT CODE :	KCABTEX702GRL
		REVISION :	2.2	SCALE :	/
		SIZE :	A3	PAGE :	1 DI-2

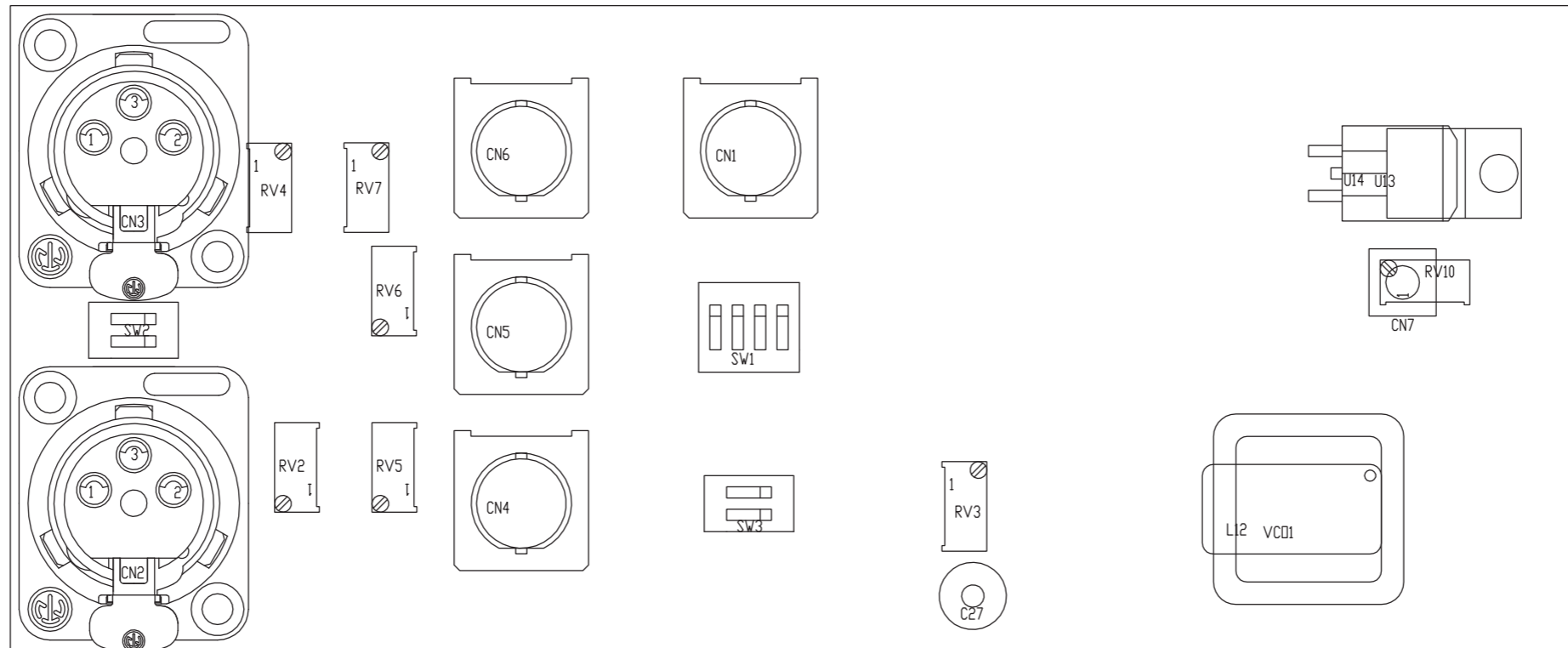
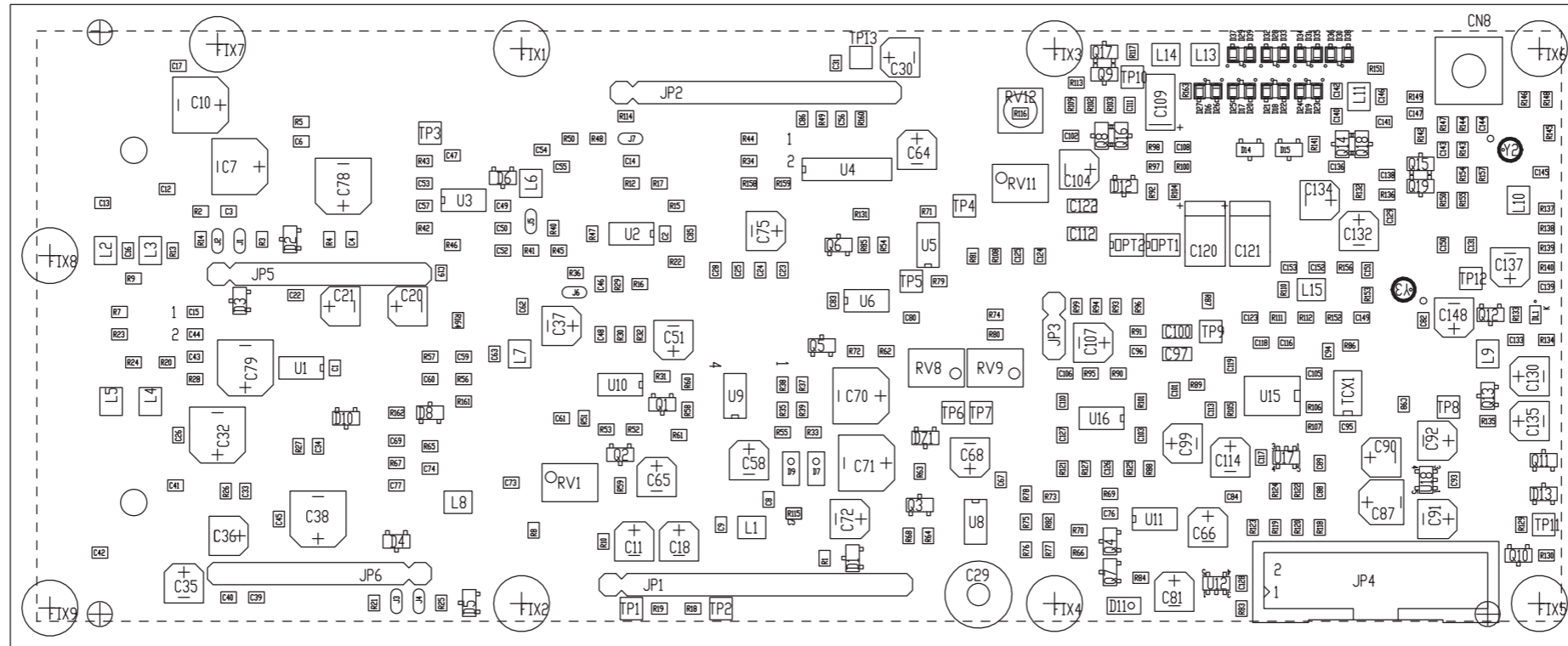


WIRES INFO	
-36-	WIRE IDENTIFICATION # (OPTIONAL)
[WHITE]	PLASTIC INSULATOR COLOUR
(1.5)	CONDUCTOR SECTION AREA IN mm <sup>2</sup>
14 1400 D	LENGTH IN mm SEE EXAMPLES BELOW :

IDENTIF.	TERMINAL TYPOLOGY
[A0]	BOOTLACE FERRULES (SINGLE WIRE) 
[F4]	FASTON FEMALE (ISOLATED) 
[H1]	WIRE UNSHEATHED 
[D4]	 YELLOW
[D3]	 BLUE

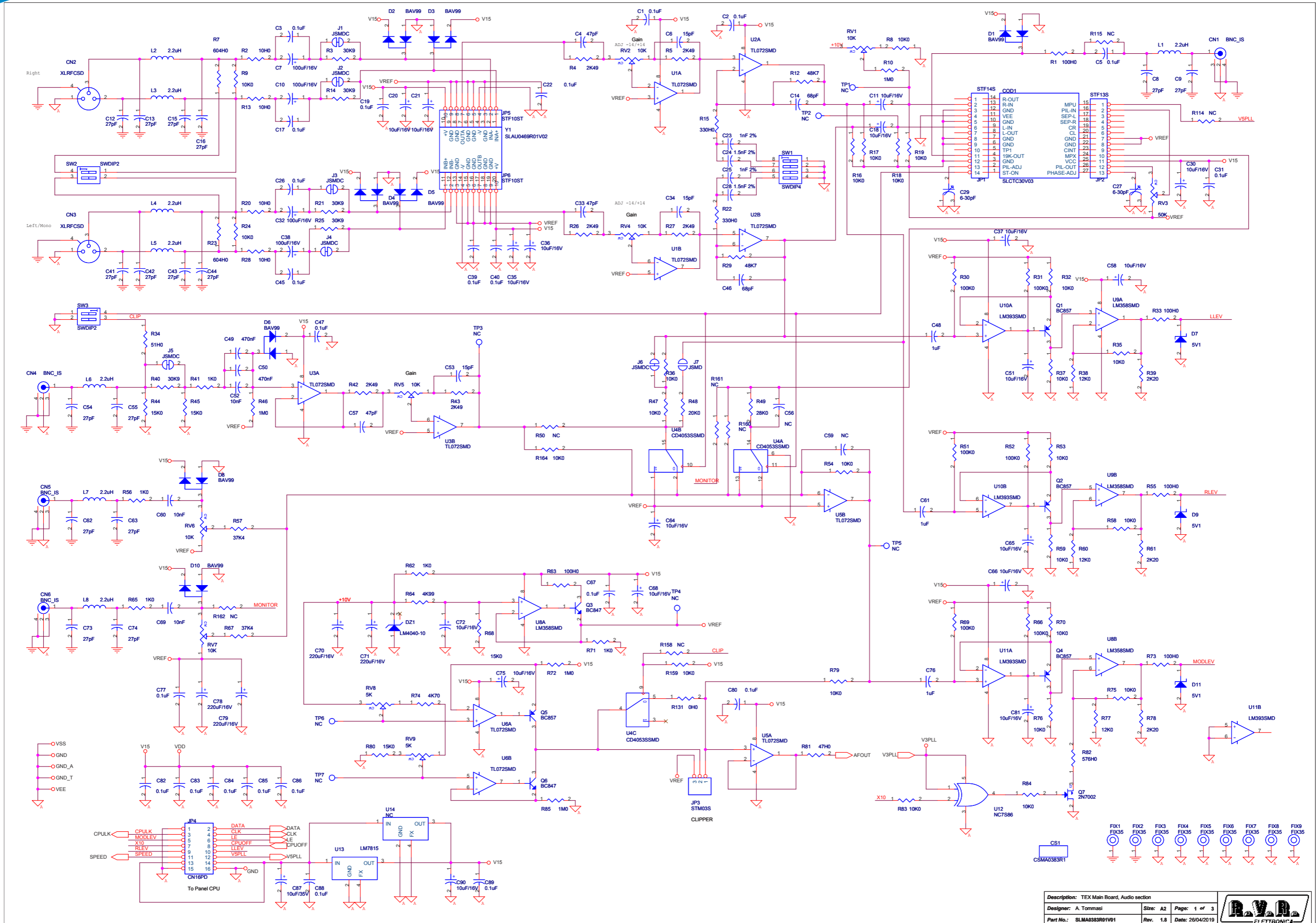
	PRODUCT NAME :	TEX702LCD	PART NAME :	WIRING DIAGRAM	
	DESIGNER :	G. DE DONNO	DATE :	06-11-18	
ARCHIVING :	"RVRUT" SERVER, "RILASCIATI" FOLDER	PROJECT CODE :	175	DOCUMENT CODE :	KCABTEX702GRL
		REVISION :	2.2	SCALE :	/
		SIZE :	A3	PAGE :	2 DI 2

SLMA0383R01V01



PRODUCT NAME : TEX-LCD	PART NAME : MAIN CARD
DESIGNER : A. TOMMASI	DATE : 07/09/15
ARCHIVING : "RVRUT" SERVER, "RILASCIATI" FOLDER	REVISION : 1.0
PROJECT CODE : <	SCALE : 1:1
DOCUMENT CODE : SLMA0383R01V01	SIZE : A4
	PAGE : 1 DI 1

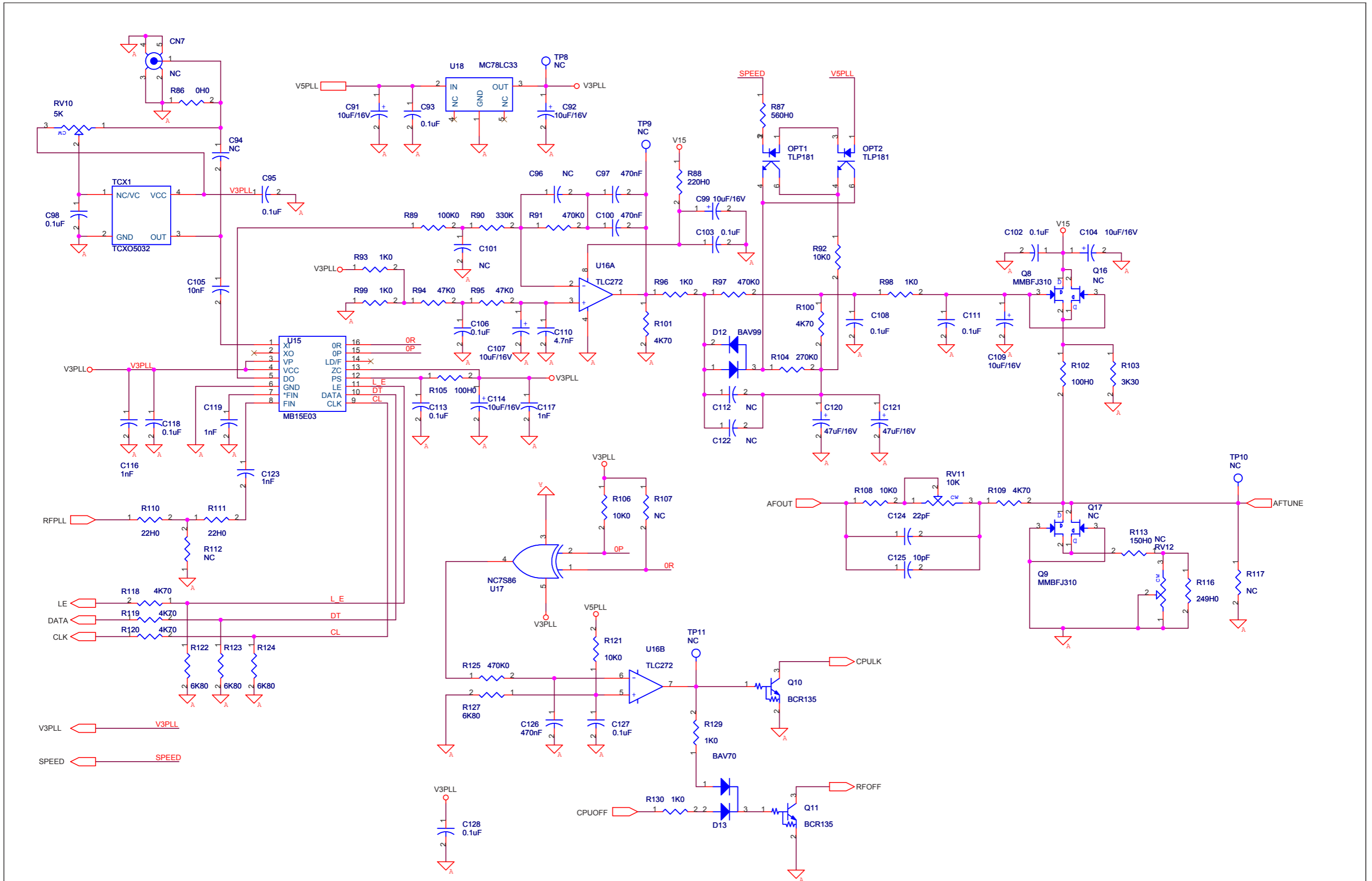
SLMA0383R01V01



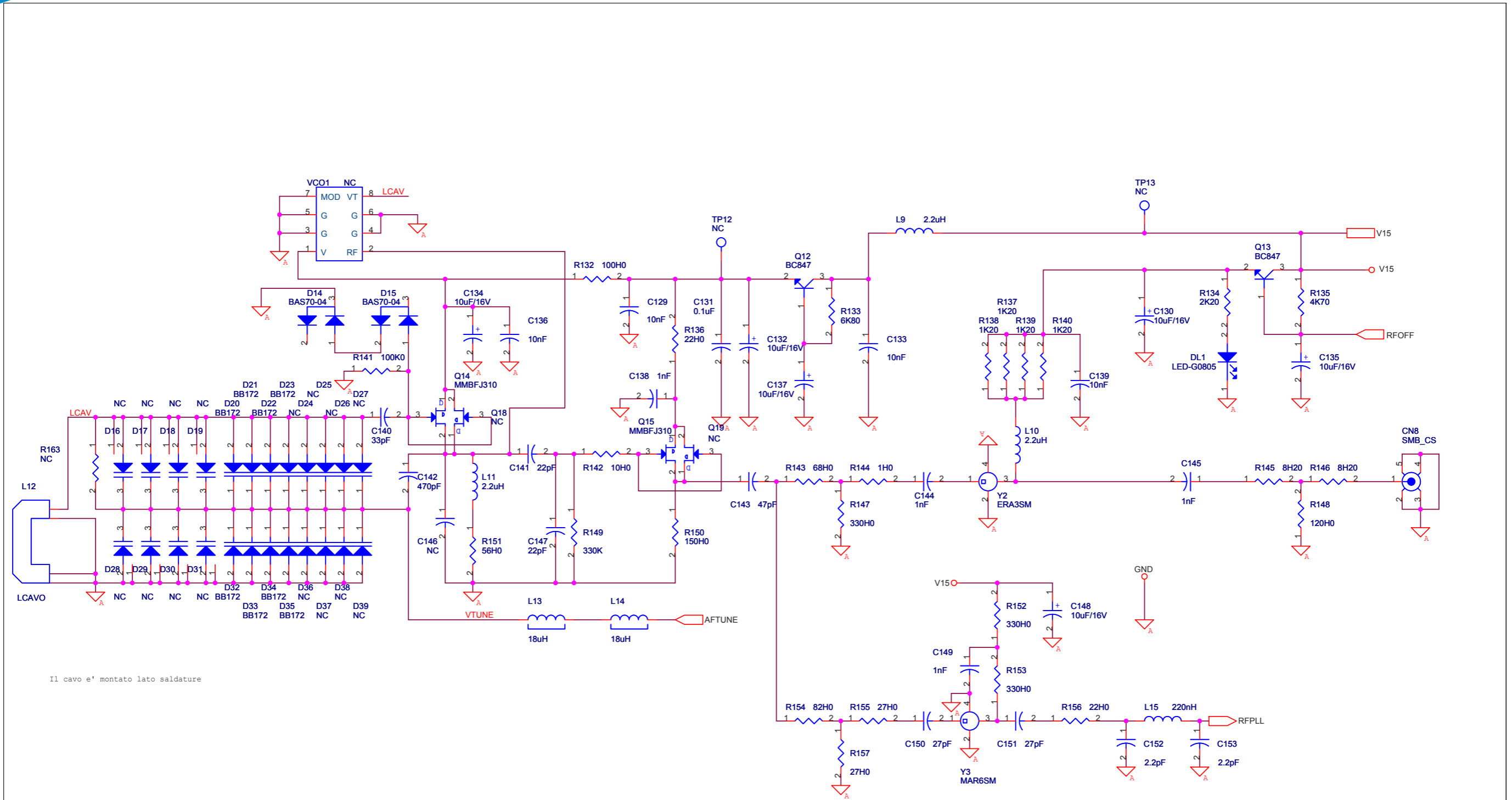
Description: TEX Main Board, Audio section		
Designer: A. Tommasi	Size: A2	Page: 1 of 3
Part No.: SLMA0383R01V01	Rev: 1.8	Date: 26/04/2019



SLMA0383R01V01



Description: TEX Main Board, PLL section			
Designer: A. Tommasi	Size: A3	Page: 2 of 3	
Part No.: SLMA0383R01V01	Rev. 1.8	Date: 26/04/2019	



Il cavo e' montato lato saldature

Description: TEX Main Board, VCO section		
Designer: A. Tommasi	Size: A3	Page: 3 of 3
Part No.: SLMA0383R01V01	Rev. 1.8	Date: 26/04/2019





SLMA0383R01V01

TEX Main Board Revised: 26/04/2019  
 SLMA0383R01V01 Revision: 1.8  
 A. Tommasi; G. De Donno

Item	Quantity	Reference	Part
1	4	CN1,CN4,CN5,CN6	BNC_IS
2	2	CN2,CN3	XLRFCSD
3	1	CN7	NC
4	1	CN8	SMB_CS
5	1	COD1	SLCTC30V03
6	1	CS1	CSMA0383R1
7	36	C1,C2,C3,C5,C17,C19,C22,C26,C31,C39,C40,C45,C47,C67,C77,C80,C82,C83,C84,C85,C86,C88,C89,C93,C95,C98,C102,C103,C106,C108,C111,C113,C118,C127,C128,C131	0.1uF
8	4	C4,C33,C57,C143	47pF
9	3	C6,C34,C53	15pF
10	4	C7,C10,C32,C38	100uF/16V
11	18	C8,C9,C12,C13,C15,C16,C41,C42,C43,C44,C54,C55,C62,C63,C73,C74,C150,C151	27pF
12	30	C11,C18,C20,C21,C30,C35,C36,C37,C51,C58,C64,C65,C66,C68,C72,C75,C81,C90,C91,C92,C99,C104,C107,C114,C130,C132,C134,C135,C137,C148	10uF/16V
13	2	C14,C46	68pF
14	2	C23,C25	1nF 2%
15	2	C24,C28	1.5nF 2%
16	2	C27,C29	6-30pF
17	3	C48,C61,C76	1uF
18	3	C49,C50,C126	470nF
19	8	C52,C60,C69,C105,C129,C133,C136,C139	10nF
20	6	C56,C59,C94,C96,C101,C146	NC
21	4	C70,C71,C78,C79	220uF/16V
22	1	C87	10uF/35V
23	2	C97,C100	470nF
24	1	C109	10uF/16V
25	1	C110	4.7nF
26	2	C112,C122	NC
27	8	C116,C117,C119,C123,C138,C144,C145,C149	1nF
28	2	C120,C121	47uF/16V
29	3	C124,C141,C147	22pF

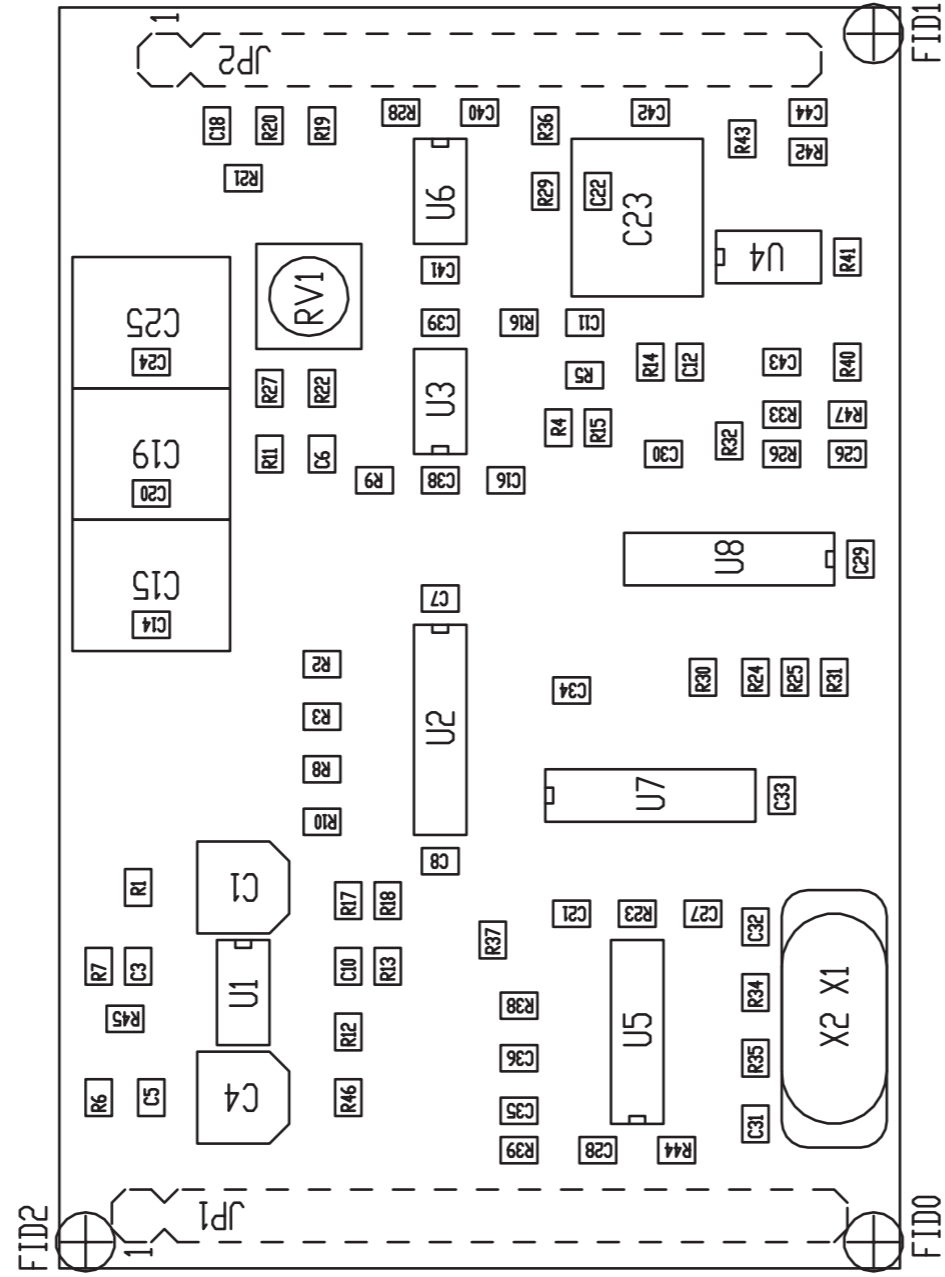
30	1	C125	10pF
31	1	C140	33pF
32	1	C142	470pF
33	2	C152,C153	2.2pF
34	1	DL1	LED-G0805
35	1	DZ1	LM4040-10
36	9	D1,D2,D3,D4,D5,D6,D8,D10,D12	BAV99
37	3	D7,D9,D11	5V1
38	1	D13	BAV70
39	2	D14,D15	BAS70-04
40	8	D16,D17,D18,D19,D28,D29,D30,D31	NC
41	8	D20,D21,D22,D23,D32,D33,D34,D35	BB172
42	8	D24,D25,D26,D27,D36,D37,D38,D39	NC
43	9	FIX1,FIX2,FIX3,FIX4,FIX5,FIX6,FIX7,FIX8,FIX9	FIX35
44	1	JP1	STF14S
45	1	JP2	STF13S
46	1	JP3	STM03S
47	1	JP4	CN16PD
48	2	JP5,JP6	STF10ST
49	6	J1,J2,J3,J4,J5,J6	JSMDC
50	1	J7	JSMD
51	11	L1,L2,L3,L4,L5,L6,L7,L8,L9,L10,L11	2.2uH
52	1	L12	LCAVO
53	2	L13,L14	18uH
54	1	L15	220nH
55	2	OPT1,OPT2	TLP181
56	4	Q1,Q2,Q4,Q5	BC857
57	4	Q3,Q6,Q12,Q13	BC847
58	1	Q7	2N7002
59	4	Q8,Q9,Q14,Q15	MMBFJ310
60	2	Q10,Q11	BCR135
61	4	Q16,Q17,Q18,Q19	NC
62	2	RV1,RV11	10K
63	5	RV2,RV4,RV5,RV6,RV7	10K
64	1	RV3	50K
65	2	RV8,RV9	5K
66	1	RV10	5K
67	1	RV12	NC
68	8	R1,R33,R55,R63,R73,R102,R105,R132	100H0
69	5	R2,R13,R20,R28,R142	10H0
70	5	R3,R14,R21,R25,R40	30K9
71	6	R4,R5,R26,R27,R42,R43	2K49
72	2	R7,R23	604H0
73	28	R8,R9,R16,R17,R18,R19,R24,R32,R35,R36,R37,R47,	10K0

SLMA0383R01V01

	R53,R54,R58,R59,R70,R75, R76,R79,R83,R84,R92,R106, R108,R121,R159,R164	
74	4 R10,R46,R72,R85	1M0
75	2 R12,R29	48K7
76	5 R15,R22,R147,R152,R153	330H0
77	8 R30,R31,R51,R52,R66,R69, R89,R141	100K0
78	1 R34	51H0
79	3 R38,R60,R77	12K0
80	4 R39,R61,R78,R134	2K20
81	11 R41,R56,R62,R65,R71,R93, R96,R98,R99,R129,R130	1K0
82	4 R44,R45,R68,R80	15K0
83	1 R48	20K0
84	1 R49	28K0
85	12 R50,R107,R114,R115,R116, R117,R158,R160,R161,R162, R163,R112	NC
86	2 R57,R67	37K4
87	1 R64	4K99
88	8 R74,R100,R101,R109, R118,R119,R120,R135	4K70
89	1 R81	47H0
90	1 R82	576H0
91	2 R86,R131	0H0
92	1 R87	560H0
93	1 R88	220H0
94	2 R90,R149	330K
95	3 R91,R97,R125	470K0
96	2 R94,R95	47K0
97	1 R103	3K30
98	1 R104	270K0
99	4 R110,R111,R136,R156	22H0
100	2 R113,R150	150H0
101	1 R116	249H0
102	5 R122,R123,R124,R127,R133	6K80
103	4 R137,R138,R139,R140	1K20
104	1 R143	68H0
105	1 R144	1H0
106	2 R145,R146	8H20
107	1 R148	120H0
108	1 R151	56H0
109	1 R154	82H0
110	2 R155,R157	27H0
111	1 SW1	SWDIP4
112	2 SW2,SW3	SWDIP2
113	1 TCX1	TCXO5032
114	13 TP1,TP2,TP3,TP4,TP5,TP6, TP7,TP8,TP9,TP10,TP11, TP12,TP13	NC
115	5 U1,U2,U3,U5,U6	TL072SMD

116	1 U4	CD4053SSMD
117	2 U8,U9	LM358SMD
118	2 U10,U11	LM393SMD
119	2 U12,U17	NC7S86
120	1 U13	LM7815
121	1 U14	NC
122	1 U15	MB15E03
123	1 U16	TLC272
124	1 U18	MC78LC33
125	1 VCO1	NC
126	1 Y1	SLAU0469R01V02
127	1 Y2	ERA3SM
128	1 Y3	MAR6SM

SLCTC30V03



NOME PROGETTO: PTX-LCD

NOME PARTE: CODER CARD

AUTORE: A. TOMMASI

PAGINA: 1 DI 1

REVISIONE: 1.0

SCALE: 2:1

DATA: 08/04/2004

TRATTAMENTO:

ARCHIVIAZIONE ELETTRONICA: \\VRUT\

CODICE PROGETTO: 011

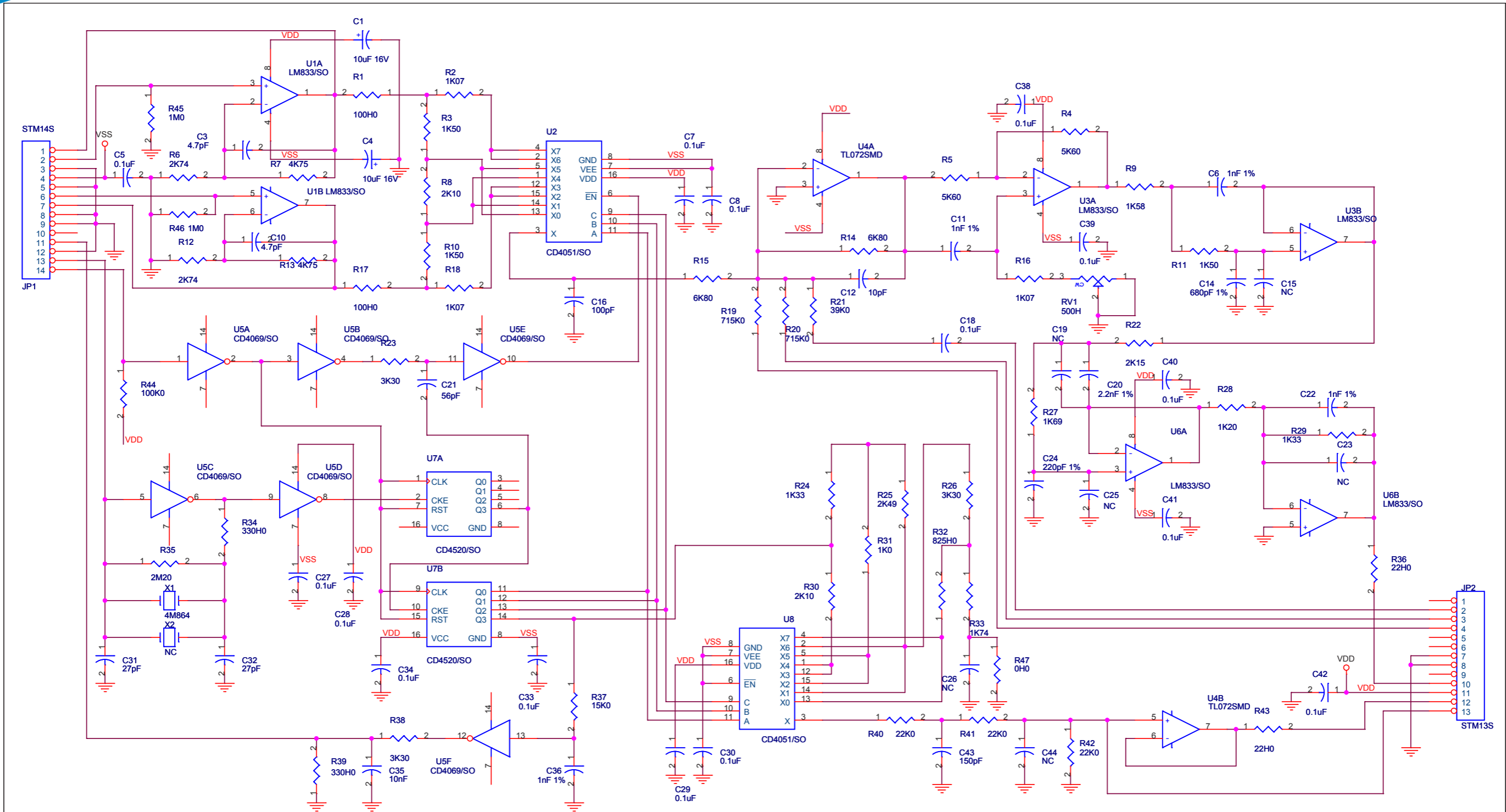
CODICE DISEGNO: SLCTC30V03

MATERIALE:

PROFILO:

STATO: ESECUTIVO

SLCTC30V03



CS1  
CSCTC30V03

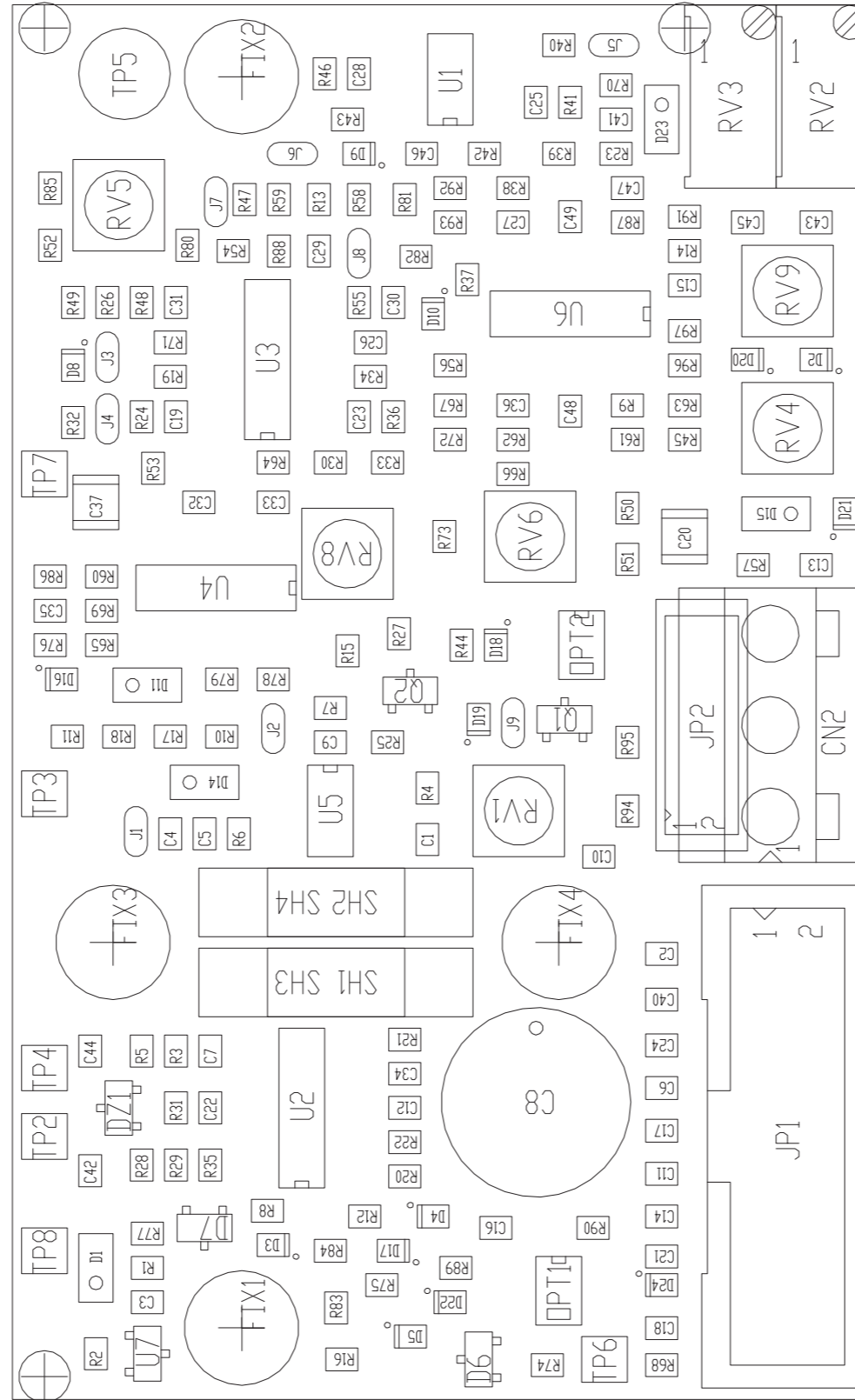
Description: Coder Card		
Designer: A. Tommasi	Size: A3	Page: 1 of 1
Part No.: SLCTC30V03	Rev. 1.2	Date: 26/01/2015



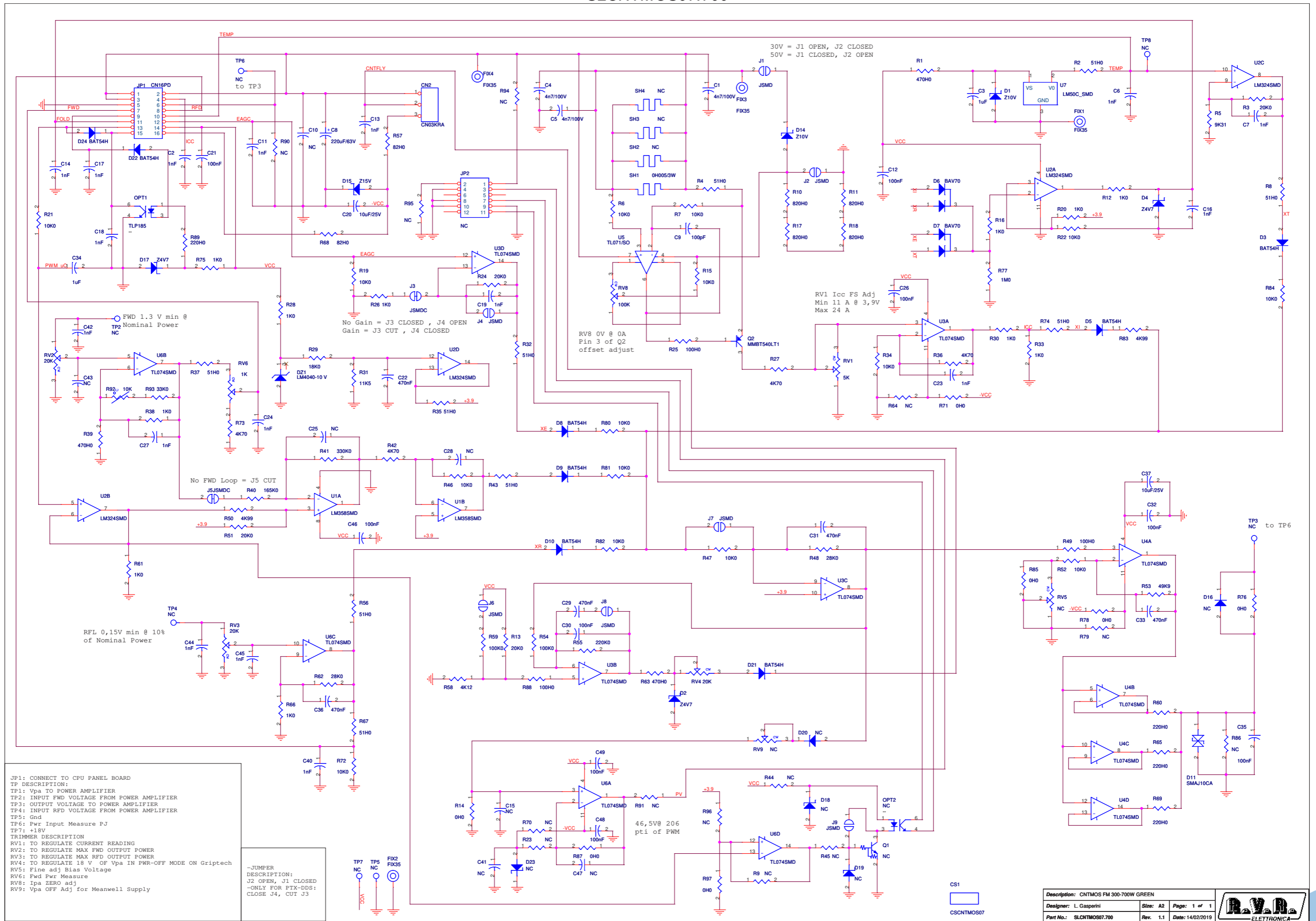
SLCTC30V03

Coder Card Revised: 26/01/2015  
 SLCTC30V03 Revision: 1.2  
 A. Tommasi

Item	Q.ty	Reference	Part	Description
1	1	CS1	CSCTC30V03	Circuito stampato
2	2	C1, C4	10uF 16V	Cond. Elett. SMD d. 4mm
3	2	C3, C10	4.7pF	Cond. SMD 0805
4	15	C5, C7, C8, C18, C27, C28, C29, C30, C33, C34, C38, C39, C40, C41, C42	0.1uF	Cond. SMD 0805
5	4	C6, C11, C22, C36	1nF 1%	Cond. SMD 0805 COG
6	1	C12	10pF	Cond. SMD 0805
7	1	C14	680pF 1%	Cond. SMD 0805 COG
8	4	C15, C19, C23, C25	NC	Cond. Poliestere p 5mm (5*7mm)
9	1	C16	100pF	Cond. SMD 0805
10	1	C20	2.2nF 1%	Cond. SMD 0805 COG
11	1	C21	56pF	Cond. SMD 0805
12	1	C24	220pF 1%	Cond. SMD 0805 COG
13	1	C26	NC	Cond. SMD 0805
14	2	C31, C32	27pF	Cond. SMD 0805
15	1	C35	10nF	Cond. SMD 0805
16	1	C43	150pF	Cond. SMD 0805
17	1	C44	NC	Cond. SMD 0805
18	1	JP1	STM14S	Strip maschio 14 pin
19	1	JP2	STM13S	Strip maschio 13 pin
20	1	RV1	500H	Trimmer SMD
21	2	R1, R17	100H0	Res. SMD 0805
22	3	R2, R16, R18	1K07	Res. SMD 0805
23	3	R3, R10, R11	1K50	Res. SMD 0805
24	2	R4, R5	5K60	Res. SMD 0805
25	2	R6, R12	2K74	Res. SMD 0805
26	2	R7, R13	4K75	Res. SMD 0805
27	2	R8, R30	2K10	Res. SMD 0805
28	1	R9	1K58	Res. SMD 0805
29	2	R14, R15	6K80	Res. SMD 0805
30	2	R19, R20	715K0	Res. SMD 0805
31	1	R21	39K0	Res. SMD 0805
32	1	R22	2K15	Res. SMD 0805
33	3	R23, R26, R38	3K30	Res. SMD 0805
34	2	R24, R29	1K33	Res. SMD 0805
35	1	R25	2K49	Res. SMD 0805
36	1	R27	1K69	Res. SMD 0805
37	1	R28	1K20	Res. SMD 0805
38	1	R31	1K0	Res. SMD 0805
39	1	R32	825H0	Res. SMD 0805
40	1	R33	1K74	Res. SMD 0805
41	2	R34, R39	330H0	Res. SMD 0805
42	1	R35	2M20	Res. SMD 0805
43	2	R36, R43	22H0	Res. SMD 0805
44	1	R37	15K0	Res. SMD 0805
45	3	R40, R41, R42	22K0	Res. SMD 0805
46	1	R44	100K0	Res. SMD 0805
47	2	R45, R46	1M0	Res. SMD 0805
48	1	R47	0H0	Res. SMD 0805
49	3	U1, U3, U6	LM833/SO	Dual Op. SMD SO8
50	2	U2, U8	CD4051/SO	Analog Switch SMD SO16
51	1	U4	TL072SMD	Dual Op. SMD SO8
52	1	U5	CD4069/SO	Hex inverter SO14
53	1	U7	CD4520/SO	Dual binary counter
54	1	X1	4M864	Quarzo SMD HC49SMD
55	1	X2	NC	Quarzo HC18



PRODUCT NAME : <>	PART NAME : CNTMOS PA RF R.07
DESIGNER : L. GASPERINI	DATE : 18/05/16
ARCHIVING : "RVRUT" SERVER, "RILASCIATI" FOLDER	REVISION : 1.0
PROJECT CODE : <>	SCALE : 1:1
DOCUMENT CODE : SLCNTMOS07	SIZE : A4
	PAGE : 1
	DI : 1



SLCNTMOS07.700

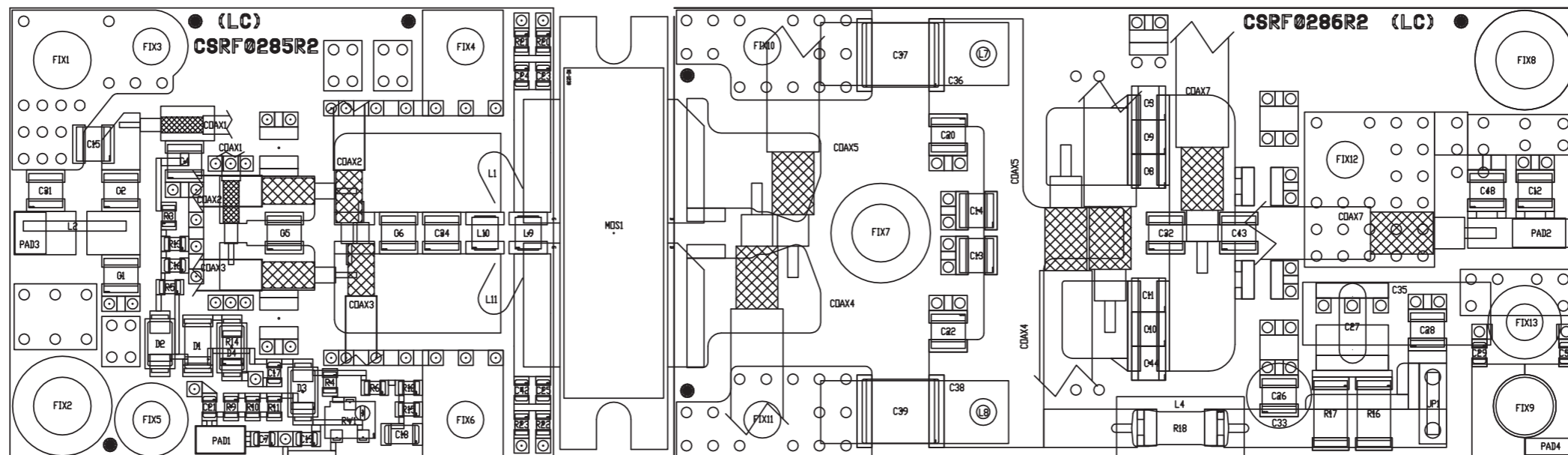
CNTMOS FM 300-700W GREEN Revised: 14/02/2019  
 SLCNTMOS07.700 Revision: 1.1  
 Luca Gasperini

Item	Quantity	Reference	Part	Description
1	1	CN2	CN03KRA	Conn. tipo KRA a 3 poli
2	1	CS1	CSCNTMOS07	Circuito stampato
3	3	C1, C4, C5	4n7/100V	Cond. SMD 0805
4	17	C2, C6, C7, C11, C13, C14, C16, C17, C18, C19, C23, C24, C27, C40, C42, C44, C45	1nF	Cond. SMD 0805
5	2	C3, C34	1uF	Cond. SMD 0805
6	1	C8	220uF/63V	Cond. Elettr. Dia 10 P5.08
7	1	C9	100pF	Cond. SMD 0805
8	7	C10, C15, C25, C28, C41, C43, C47	NC	Cond. SMD 0805
9	9	C12, C21, C26, C30, C32, C35, C46, C48, C49	100nF	Cond. SMD 0805
10	2	C20, C37	10uF/25V	Cond. SMD 1210
11	5	C22, C29, C31, C33, C36	470nF	Cond. SMD 0805
12	1	DZ1	LM4040-10 V	Diodi Zener SMD SOT23
13	2	D1, D14	Z10V	MINIMELF SMD Zener Diode
14	3	D2, D4, D17	Z4V7	SOD323 Zener Diode
15	8	D3, D5, D8, D9, D10, D21, D22, D24	BAT54H	SOD323 SMD Diode
16	2	D6, D7	BAV70	Doppio Diode SMD SOT23
17	1	D11	SMAJ10CA	Tranzorb SMA
18	1	D15	Z15V	MINIMELF SMD Zener Diode
19	2	D16, D20	NC	SOD323 SMD Diode
20	2	D18, D19	NC	SOD323 Zener Diode
21	1	D23	NC	MINIMELF SMD Zener Diode
22	4	FIX1, FIX2, FIX3, FIX4	FIX35	Foro fissaggio 3.5mm
23	1	JP1	CN16PD	Conn.M.C.S.Dritto 16P alette.
24	1	JP2	NC	Conn. 12 poli DF11 12pin p. 2mm
25	7	J1, J2, J4, J6, J7, J8, J9	JSMD	Pad SMD a saldare
26	2	J3, J5	JSMDC	Pad SMD a saldare chiuso
27	1	OPT1	TLP181	Optocoupler SMD SO6
28	1	OPT2	NC	Optocoupler SMD SO6
29	1	Q1	NC	Trans./Res. NPN SOT23
30	1	Q2	MMBT540LT1	Trans. PNP SOT23
31	1	RV1	5K	Trimmer SMD
32	2	RV2, RV3	20K	Trimmer Rg V 3296W
33	1	RV4	20K	Trimmer SMD
34	2	RV5, RV9	NC	Trimmer SMD
35	1	RV6	1K	Trimmer SMD
36	1	RV8	100K	Trimmer SMD
37	3	R1, R39, R63	470H0	Res. SMD 0805 1%
38	10	R2, R4, R8, R32, R35, R37, R43, R56, R67, R74	51H0	Res. SMD 0805 1%
39	4	R3, R13, R24, R51	20K0	Res. SMD 0805 1%
40	1	R5	9K31	Res. SMD 0805 1%
41	15	R6, R7, R15, R19, R21, R22, R34, R46, R47, R52, R72, R80, R81, R82, R84	10K0	Res. SMD 0805 1%
42	13	R9, R23, R44, R45, R64, R70, R79, R86, R90, R91, R94, R95, R96	NC	Res. SMD 0805 1%
43	4	R10, R11, R17, R18	820H0	Res. SMD 0805 1%
44	11	R12, R16, R20, R26, R28, R30, R33, R38, R61, R66, R75	1K0	Res. SMD 0805 1%
45	7	R14, R71, R76, R78, R85, R87, R97	0H0	Res. SMD 0805 1%
46	3	R25, R49, R88	100H0	Res. SMD 0805 1%
47	4	R27, R36, R42, R73	4K70	Res. SMD 0805 1%
48	1	R29	18K0	Res. SMD 0805 1%
49	1	R31	11K5	Res. SMD 0805 1%
50	1	R40	165K0	Res. SMD 0805 1%
51	1	R41	330K0	Res. SMD 0805 1%
52	2	R48, R62	28K0	Res. SMD 0805 1%
53	2	R50, R83	4K99	Res. SMD 0805 1%
54	1	R53	49K9	Res. SMD 0805 1%
55	2	R54, R59	100K0	Res. SMD 0805 1%
56	1	R55	220K0	Res. SMD 0805 1%
57	2	R57, R68	82H0	Res. SMD 0805 1%
58	1	R58	4K12	Res. SMD 0805 1%
59	4	R60, R65, R69, R89	220H0	Res. SMD 0805 1%
60	1	R77	1M0	Res. SMD 0805 1%
61	1	R92	10K	Res. NTC SMD 0805
62	1	R93	33K0	Res. SMD 0805 1%
63	1	SH2	NC	Shunt passo 15.2mm fori 2mm
64	1	SH1	0H005/3W	Shunt passo 15.2mm fori 2mm
65	2	SH3, SH4	NC	Shunt SMD 2512

Item	Quantity	Reference	Part	Description
66	6	TP2, TP3, TP4, TP6, TP7, TP8	NC	Foro dia. 1mm
67	1	TP5	NC	Foro dia. 2mm
68	1	U1	LM358SMD	Dual Op. SMD SO8
69	1	U2	LM324SMD	Quad Op. SMD SO14
70	3	U3, U4, U6	TL074SMD	Quad Op. SMD SO14
71	1	U5	TL071/SO	Single Op. SMD SO8
72	1	U7	LM50C_SMD	Temperature sensor

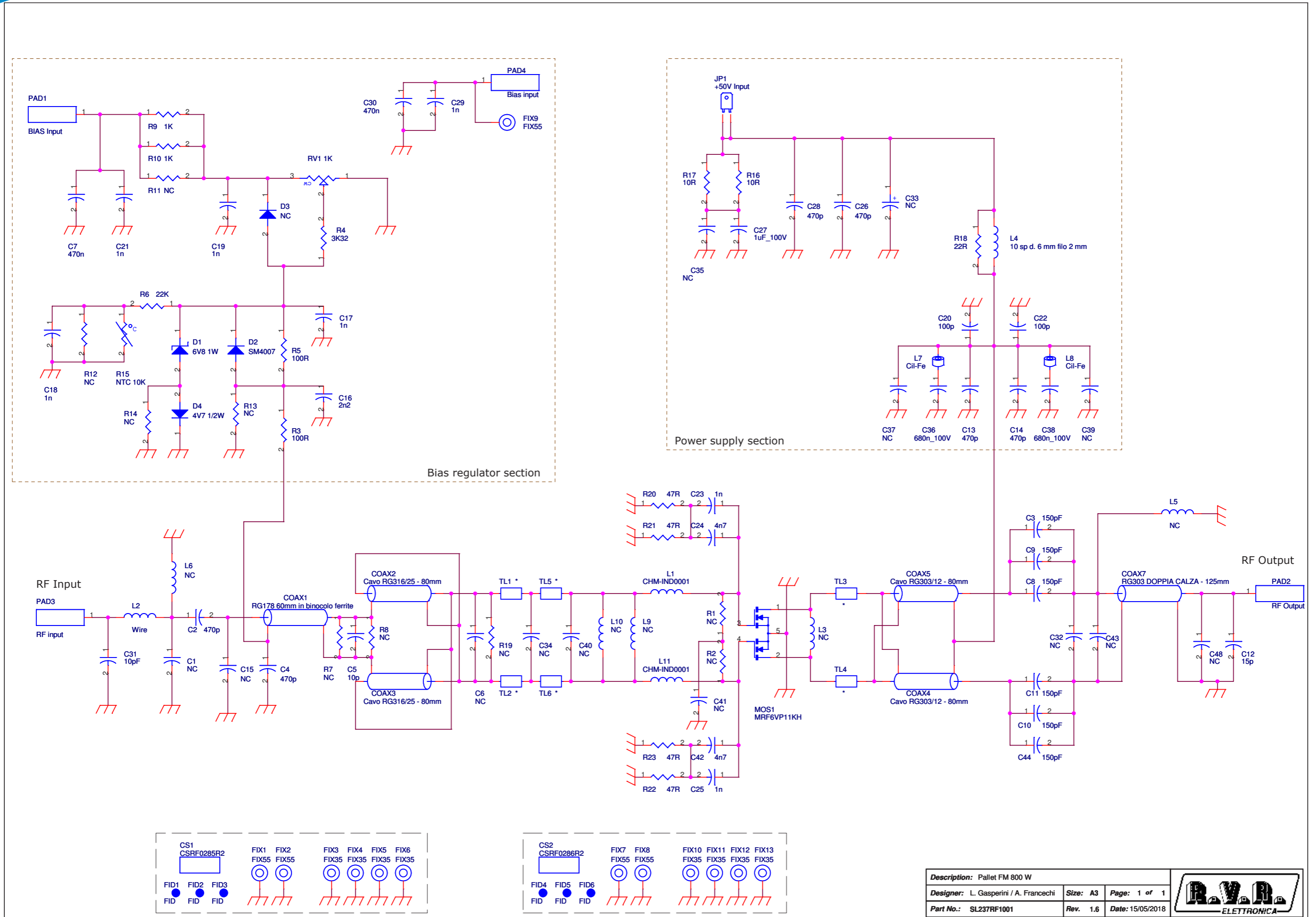


SL237RF1001



	NOME PROGETTO: EXCITER HIGH EFFICIENTY	NOME PARTE: PALLET FM 800 W			
	AUTORE: GASPERINI / TOMMASI	DATA: 21/05/2014	REVISIONE: 1.2	SCALA: 2:1	SIZE: A3
ARCHIVIAZIONE ELETTRONICA: "CARTELLA RILASCIATI" SU "UTSRV"		CODICE PROGETTO: 237	CODICE DISEGNO: SL237RF1001		
MATERIALE: <>	TRATTAMENTO: <>	PROFILO: <>	STATO: ESECUTIVO		

SL237RF1001



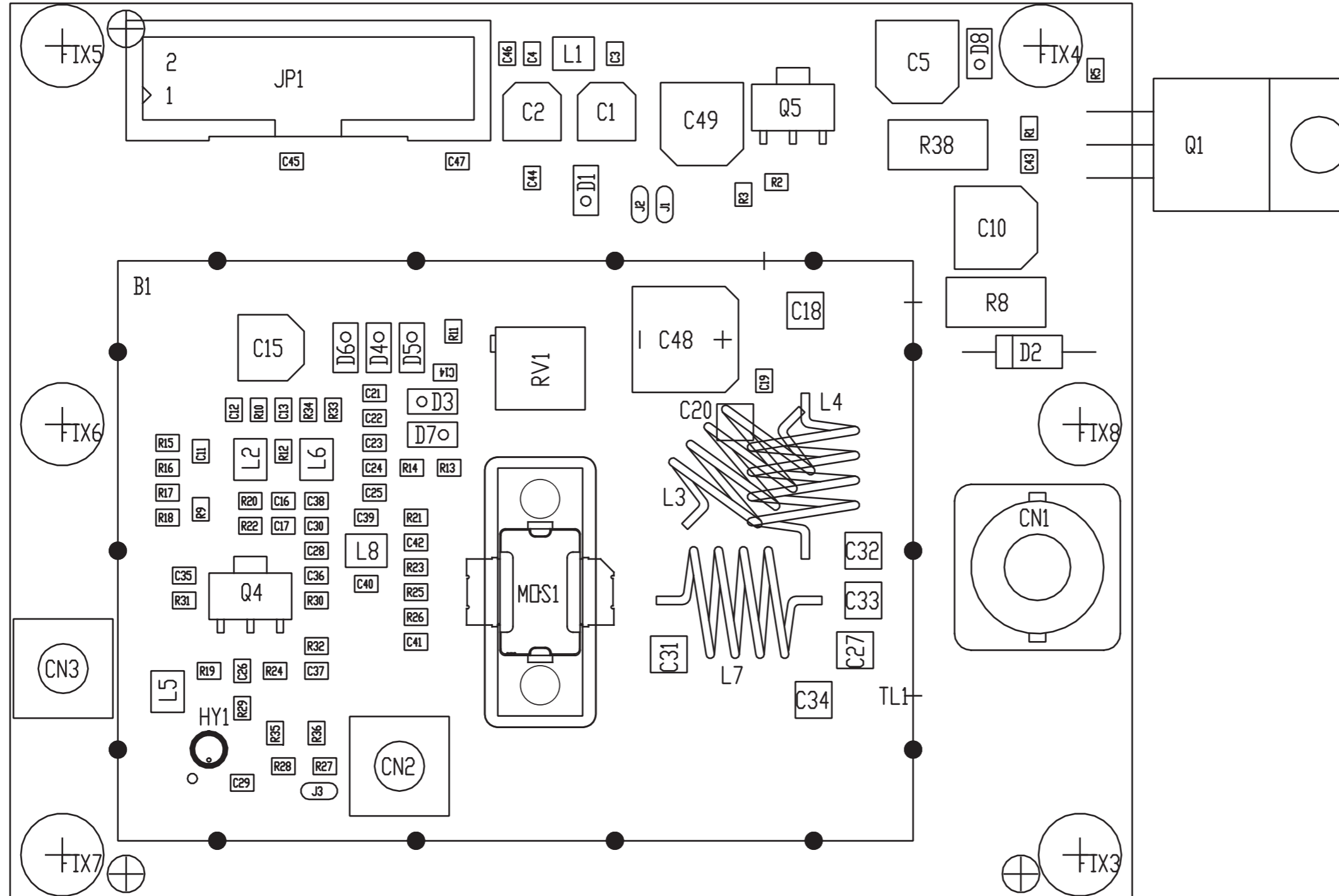
Description: Pallet FM 800 W		
Designer: L. Gasperini / A. Francechi	Size: A3	Page: 1 of 1
Part No.: SL237RF1001	Rev. 1.6	Date: 15/05/2018



SL237RF1001

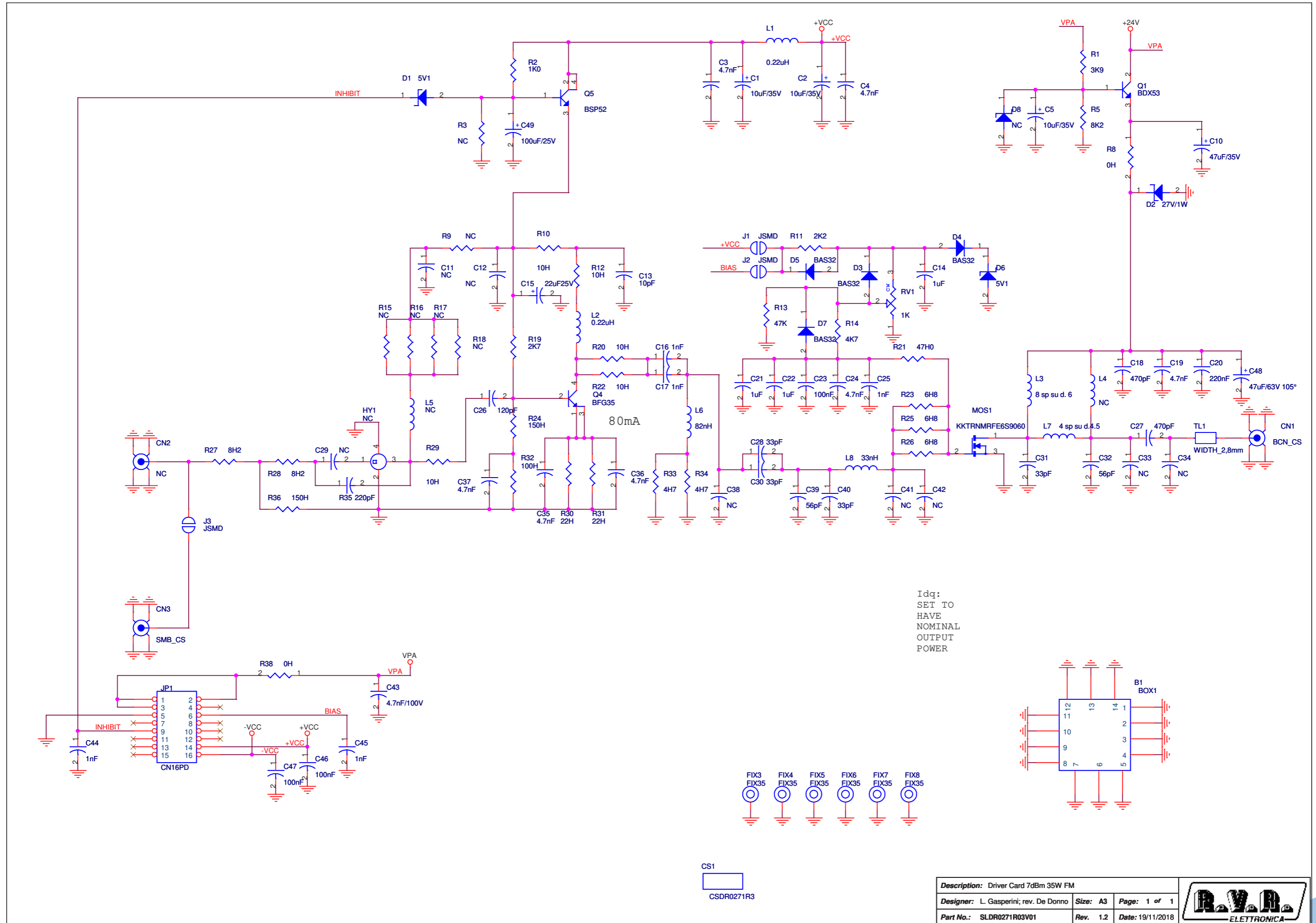
PALLET FM 800 W Revised: 15/05/2018  
 SL237RF1001 Revision: 1.6  
 L. Gasperini / A. Franceschi

Item	Quantity	Reference	Part	(description)
1	1	COAX1	RG178 60mm in binocolo ferrite	Cavo RG178 60mm calza/calza in binocolo ferrite (73mm tot.)
2	2	COAX2, COAX3	Cavo RG316/25 - 80mm	Cavo RG316/25 80mm calza/calza (91mm tot.)
3	2	COAX5, COAX4	Cavo RG303/12 - 80mm	Cavo RG303/12 80mm calza/calza (98mm tot.)
4	1	COAX7	RG142 DOPPIA CALZA - 125mm	Cavo RG142 125mm calza/calza (147mm tot.) Vedi Info COAX7.pdf
5	1	CS1	CSRF0285R2	Circuito stampato
6	1	CS2	CSRF0286R2	Circuito stampato
7	1	C1	NC	Cond. SMD 0805
8	2	C2, C4	470p	Cond. SMD 1212 HQ
9	4	C13, C14, C26, C28	470p	Cond. SMD 1212 HQ
10	1	C30	470n	Cond. SMD 0805
11	2	C5, C31	22p	Cond. SMD 1212 HQ
12	2	C7	470n	Cond. SMD 0805
13	6	C3, C44, C8, C9, C10, C11	150pF	Cond. SMD 1212 HQ
14	1	C12	15p	Cond. SMD 1212 HQ
15	6	C15, C32, C34, C40, C43, C48, C6	NC	Cond. SMD 1212 HQ
16	1	C16	2n2	Cond. SMD 0805 COG
17	5	C17, C19, C21, C23, C25	1n	Cond. SMD 0805
18	1	C18	1n	Cond. SMD 1206
19	2	C22, C20	100p	Cond. SMD 1212 HQ
20	2	C42, C24	4n7	Cond. SMD 0805
21	1	C27	1uF_100V	Cond. multistrato p 5mm
22	1	C29	1n	Cond. SMD 0805
23	3	C36, C38	680n_100V	Cond. Poliestere p 10mm
24	2	C37, C39	NC	Cond. Poliestere p 15mm
25	1	C41	NC	Cond. multistrato p 5mm
26	1	D1	6V8 1W	MELF SMD Zener Diode
27	1	D2	SM4007	Diode SMD cont. SMA
28	1	D3	NC	Diode SMD cont. SMA
29	1	D4	4V7 1/2W	MELF SMD Zener Diode
30	6	FID1, FID2, FID3, FID4, FID5, FID6	FID	Fiducial CS
31	5	FIX1, FIX2, FIX7, FIX8, FIX9	FIX55	Foro fissaggio 5.5mm
32	8	FIX3, FIX4, FIX5, FIX6, FIX10, FIX11, FIX12, FIX13	FIX35	Foro fissaggio 3.5mm
33	1	JP1	+50V Input	Faston da CS p. 5.08
34	2	L11, L1	CHM-IND0001	Printed link on copper
35	1	L2	Wire	Filo R. Arg. 1mm lung. 10mm
36	1	L3	NC	
37	1	L4	10 sp d. 6 mm filo 2 mm	10spire filo R. Small. 2mm Avvolte su 6mm includente R18 all'interno
38	2	L5, L9	NC	
39	1	L6	NC	
40	2	L7, L8	Cil-Fe	Cilindretto di ferrite
41	1	L10	NC	Ind. SMD 1008
42	1	MOS1	MRF6VP11KH	PP Power mosfet RF
43	2	PAD4, PAD1	BIAS Input	
44	1	PAD2	RF Output	
45	1	PAD3	RF input	
46	1	RV1	1K	Trimm. multi SMD PVG5 Murata
47	5	R1, R2, R7, R8, R19	NC	Res. 2W
48	2	R3, R5	100R	Res. SMD 0805 1%
49	1	R4	3K32	Res. SMD 0805 1%
50	1	R6	22K	Res. SMD 0805 1%
51	2	R10, R9	1K	Res. SMD 0805 1%
52	3	R11, R12, R13	NC	Res. SMD 0805 1%
53	1	R14	NC	Res. SMD 1206 1%
54	1	R15	NTC 10K	Res. NTC SMD 0805
55	2	R17, R16	10R	Res. SMD 2512 5%
56	1	R18	22R	Res. 2W
57	4	R20, R21, R22, R23	47R	Res. SMD 0805 1%
58	6	TL1, TL2, TL3, TL4, TL5, TL6	-	Linea strip CS
59	1		Ferrite balun	Ferrite balun



NOME PROGETTO: TEX1002LCD	NOME PARTE: SCHEDA DRIVER 15W
AUTORE: L. GASPERINI	DATA: 13/03/2015
ARCHIVIAZIONE ELETTRONICA: "RILASCIATI" SU "RVRUT"	REVISIONE: 1.2
MATERIALE: <	SCALA: 2:1
TRATTAMENTO: <	SIZE: A4
	PAGINA: 1 DI 1
	CODICE PROGETTO: 241
	CODICE DISEGNO: SLDR0271R01V01
	PROFILO: <
	STATO: ESECUTIVO

**SLDR0271R03V02**



<b>Description:</b> Driver Card 7dBm 35W FM		
<b>Designer:</b> L. Gasperini, rev. De Donno	<b>Size:</b> A3	<b>Page:</b> 1 of 1
<b>Part No.:</b> SLDR0271R03V01	<b>Rev.:</b> 1.2	<b>Date:</b> 19/11/2018

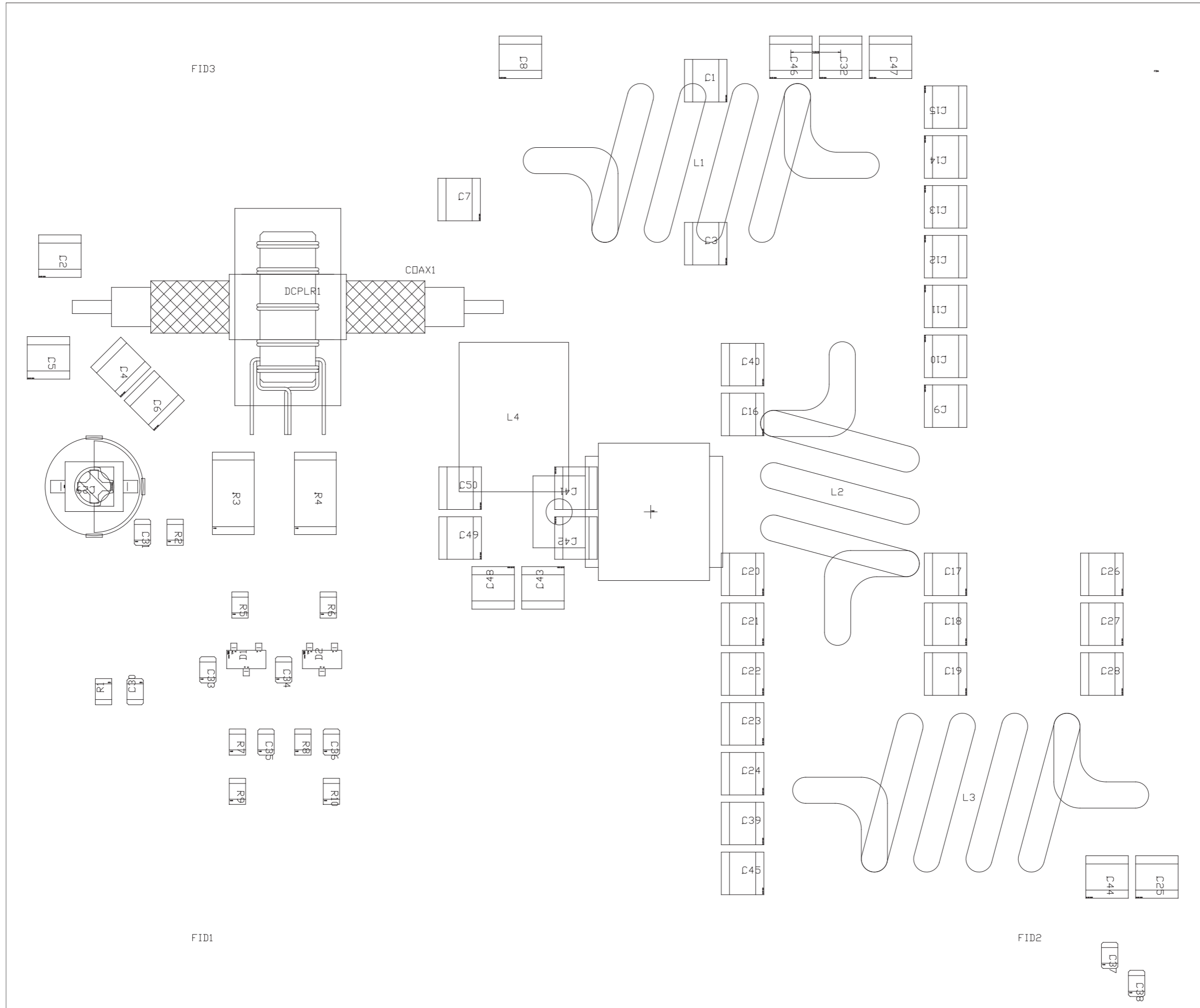


SLDR0271R03V02

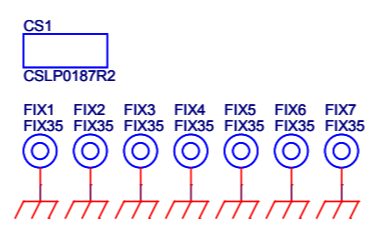
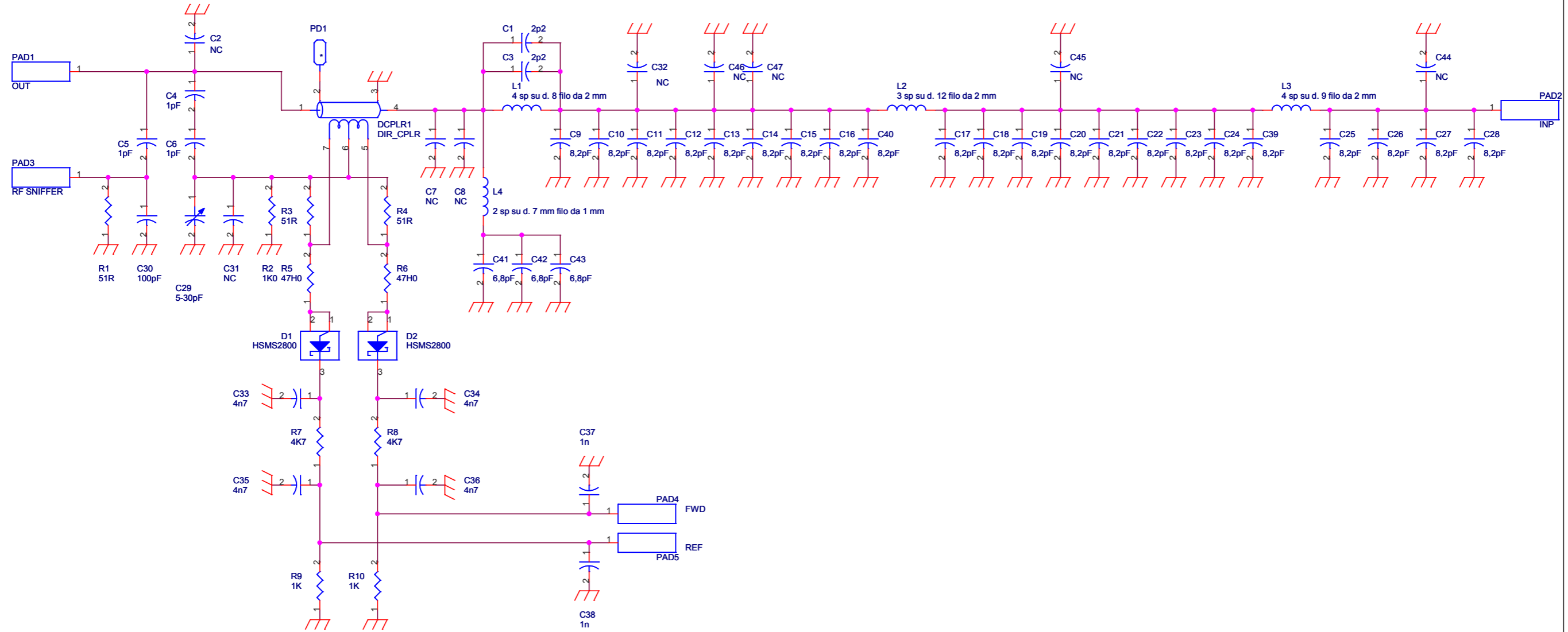
Driver Card 7dBm 35W FM Revised: 19/11/2018  
 SLDR0271R03V01 Revision: 1.2  
 L. Gasperini; rev. De Donno

Item	Quantity	Reference	Part	{description}
1	1	B1	BOX1	
2	1	CN1	BCN_CS	Connettore BNC 10x10 cs
3	1	CN2	NC	Connettore SMB cs
4	1	CN3	SMB_CS	Connettore SMB cs
5	1	CS1	CSDR0271R3	Circuito stampato
6	2	C1, C2	10uF/35V	Cond. Elett. SMD d. 4mm
7	7	C3, C4, C19, C24, C35, C36, C37	4.7nF	Cond. SMD 0805
8	1	C5	10uF/35V	Cond. Elett. SMD d. 6.3mm
9	1	R35	220pF	Cond. SMD 0805
10	1	C10	47uF/35V	Cond. Elett. SMD d. 6.3mm
11	6	C11, C12, C29, C38, C41, C42	NC	Cond. SMD 0805
12	1	C13	10pF	Cond. SMD 0805
13	3	C14, C21, C22	1uF	Cond. SMD 0805
14	1	C15	22uF25V	Cond. Elett. SMD d. 5mm
15	5	C16, C17, C25, C44, C45	1nF	Cond. SMD 0805
16	2	C18, C27	470pF	Cond. SMD 1212 HQ
17	1	C20	220nF	Cond. SMD 1212
18	3	C23, C46, C47	100nF	Cond. SMD 0805
19	1	C26	120pF	Cond. SMD 0805
20	3	C28, C30, C40	33pF	Cond. SMD 0805
21	1	C31	33pF	Cond. SMD 1212 HQ
22	1	C32	56pF	Cond. SMD 1212 HQ
23	2	C33, C34	NC	Cond. SMD 1212 HQ
24	1	C39	56pF	Cond. SMD 0805
25	1	C43	4.7nF/100V	Cond. SMD 0805
26	1	C48	47uF/63V 105°	Cond. Elett. SMD d. 8mm
27	1	C49	100uF/25V	Cond. Elett. SMD d. 6.3mm
28	2	D1, D6	5V1	MINIMELF SMD Zener Diode
29	1	D2	27V/1W	1W Zener Diode
30	4	D3, D4, D5, D7	BAS32	MINIMELF SMD Diode
31	1	D8	NC	MINIMELF SMD Zener Diode
32	6	FIX3, FIX4, FIX5, FIX6, FIX7, FIX8	FIX35	Foro fissaggio 3.5mm
33	1	HY1	NC	lbrido MAR/ERA
34	1	JP1	CN16PD	Conn.M.C.S.Dritto 16P alette
35	3	J1, J2, J3	JSMD	Pad SMD a saldare
36	2	L1, L2	0.22uH	Induttanza SMD 3225 (1210)
37	1	L3	8 sp su d. 6	Bobina avvolta in aria
38	1	L4	NC	Bobina avvolta in aria
39	1	L5	NC	Induttanza SMD 3225 (1210)
40	1	L6	82nH	Induttanza SMD 3225 (1210)
41	1	L7	4 sp su d.4.5	Bobina avvolta in aria
42	1	L8	33nH	Induttanza SMD 3225 (1210)
43	1	MOS1	MRFE6S9060NR1	
44	1	Q1	BDX53	Trans. NPN TO220
45	1	Q4	BFG35	Trans. NPN SOT223
46	1	Q5	BSP52	Trans. NPN SOT223
47	1	RV1	1K	Trimmer Rg H 3269P SMD
48	1	R1	3K9	Res. SMD 0805 1%
49	1	R2	1K0	Res. SMD 0805 1%
50	6	R3, R9, R15, R16, R17, R18	NC	Res. SMD 0805 1%
51	1	R5	8K2	Res. SMD 0805 1%
52	1	R11	2K2	Res. SMD 0805 1%
53	2	R38, R8	0H	Res. SMD 2512 1%
54	5	R10, R12, R20, R22, R29	10H	Res. SMD 0805 1%
55	1	R13	47K	Res. SMD 0805 1%
56	1	R14	4K7	Res. SMD 0805 1%
57	1	R19	2K7	Res. SMD 0805 1%
58	1	R21	47H0	Res. SMD 0805 1%
59	3	R23, R25, R26	6H8	Res. SMD 0805 1%
60	2	R36, R24	150H	Res. SMD 0805 1%
61	2	R28, R27	8H2	Res. SMD 0805 1%
62	2	R30, R31	22H	Res. SMD 0805 1%
63	1	R32	100H	Res. SMD 0805 1%
64	2	R33, R34	4H7	Res. SMD 0805 1%
65	1	TL1	WIDTH_2,8mm	Linea strip CS

SL175LP2001



SL175LP2001



Nome Progetto: TEX500/2U PJ500/2U		Pagina: 1 di 1	Size: A3
Autore: Luca Gasperini	Data: Friday, January 28, 2012	Codice Progetto: 175	
Nome PC in Rete: \\	Revisione: 1.2	Nome Parte: LPF 600W compact	
File/Cartella: \	Autorizzazione:	Codice: SL175LP1002	

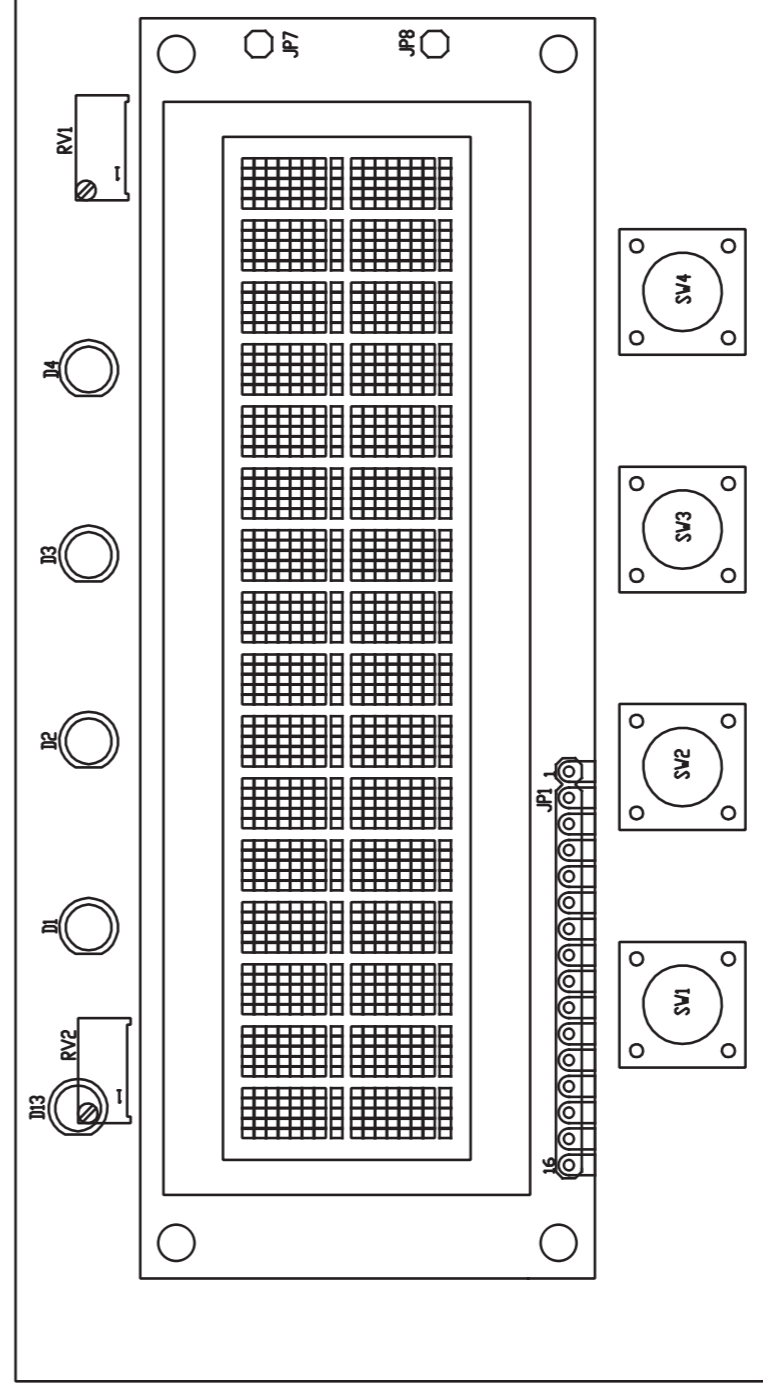
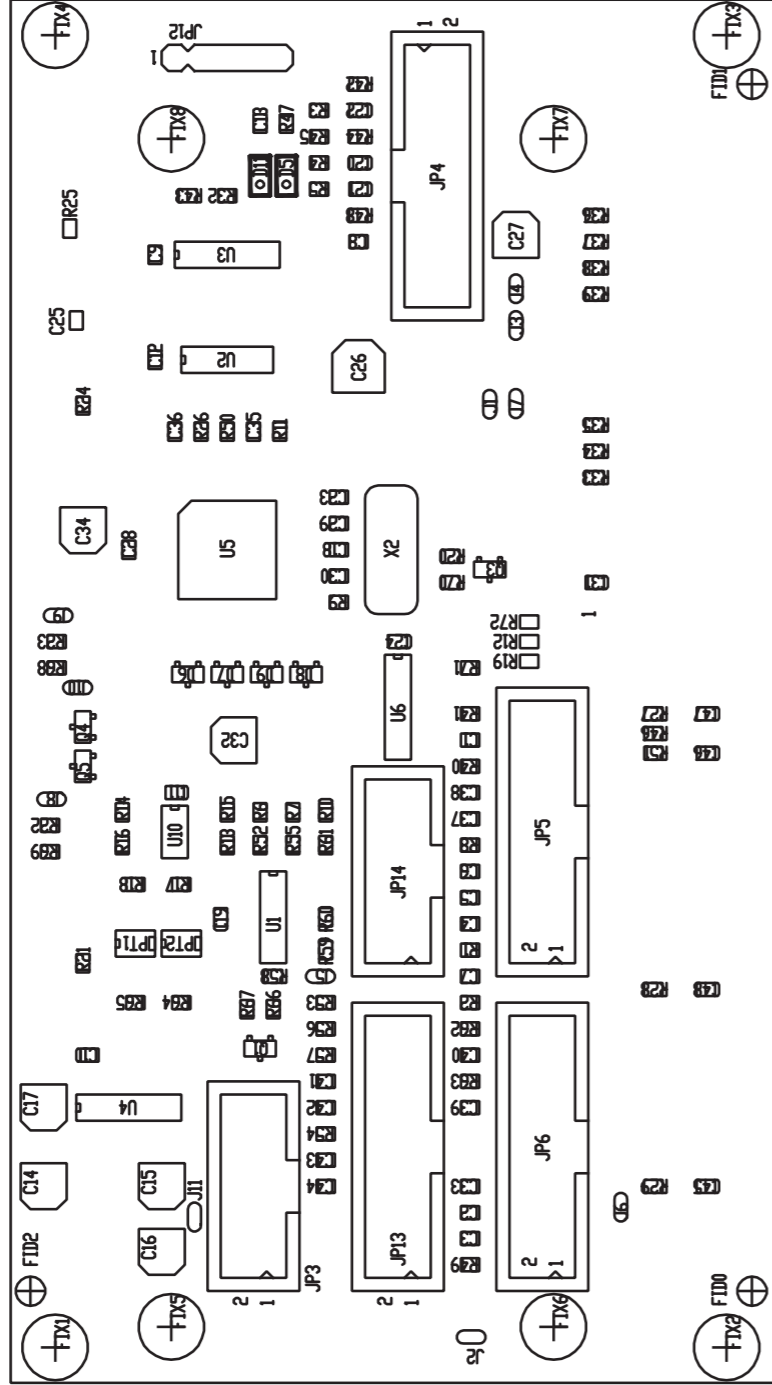


SL175LP2001

LPF 600W compact Revised: June 7, 2010  
 SL175LP1002 Revision: 1.1  
 TEX500/2U PJ500/2U  
 175

Luca Gasperini

Item	Quantity	Reference	Part	(description)
1	1	CS1	CSLP0187R2	Circuito stampato
2	2	C3, C1	2p2	Cond. SMD 1212 HQ
3	3	C2, C7, C8	NC	Cond. SMD 1212 HQ
4	3	C4, C5, C6	1pF	Cond. SMD 1212 HQ
5	22	C9, C10, C11, C12, C13, C14, C15, C16, C17, C18, C19, C20, C21, C22, C23, C24, C25, C26, C27, C28, C39, C40	8,2pF	Cond. SMD 1212 HQ
6	1	C29	5-30pF	Comp. var. Murata TZB4
7	1	C30	100pF	Cond. SMD 0805 COG
8	1	C31	NC	Cond. SMD 0805 COG
9	4	C33, C34, C35, C36	4n7	Cond. SMD 0805
10	2	C37, C38	1n	Cond. SMD 0805
11	3	C41, C42, C43	6,8pF	Cond. SMD 1212 HQ
12	1	DCPLR1	DIR_CPLR	Accopp. direz.
13	2	D2, D1	HSMS2800	DIODO HOT CARRIER
14	7	FIX1, FIX2, FIX3, FIX4, FIX5, FIX6, FIX7	FIX35	Foro fissaggio 3.5mm
15	1	L1	4 sp su d. 8 filo da 2 mm	BOB01020132A
16	1	L2	3 sp su d. 11 filo da 2 mm	BOB01020131A
17	1	L3	4 sp su d. 9 filo da 2 mm	BOB01020130B
18	1	L4	2 sp su d. 7 filo da 1 mm	BOB01020133A
19	1	PAD1	OUT	
20	1	PAD2	INP	
21	1	PAD3	RF SNIFFER	
22	1	PAD4	FWD	
23	1	PAD5	REF	
24	1	PD1	*	
25	1	R1	51R	Res. SMD 0805
26	1	R2, R9, R10	1K0	Res. SMD 0805
27	2	R4, R3	51R	Res. SMD 2512 1%
28	2	R6, R5	47H0	Res. SMD 0805
29	2	R7, R8	4K7	Res. SMD 0805



PRODUCT NAME : TEX-LCD, P.J-LCD, LINK, URP PART NAME : SEM.SCH.PANEL CARD PIC18F452

DESIGNER : A. TOMMASI

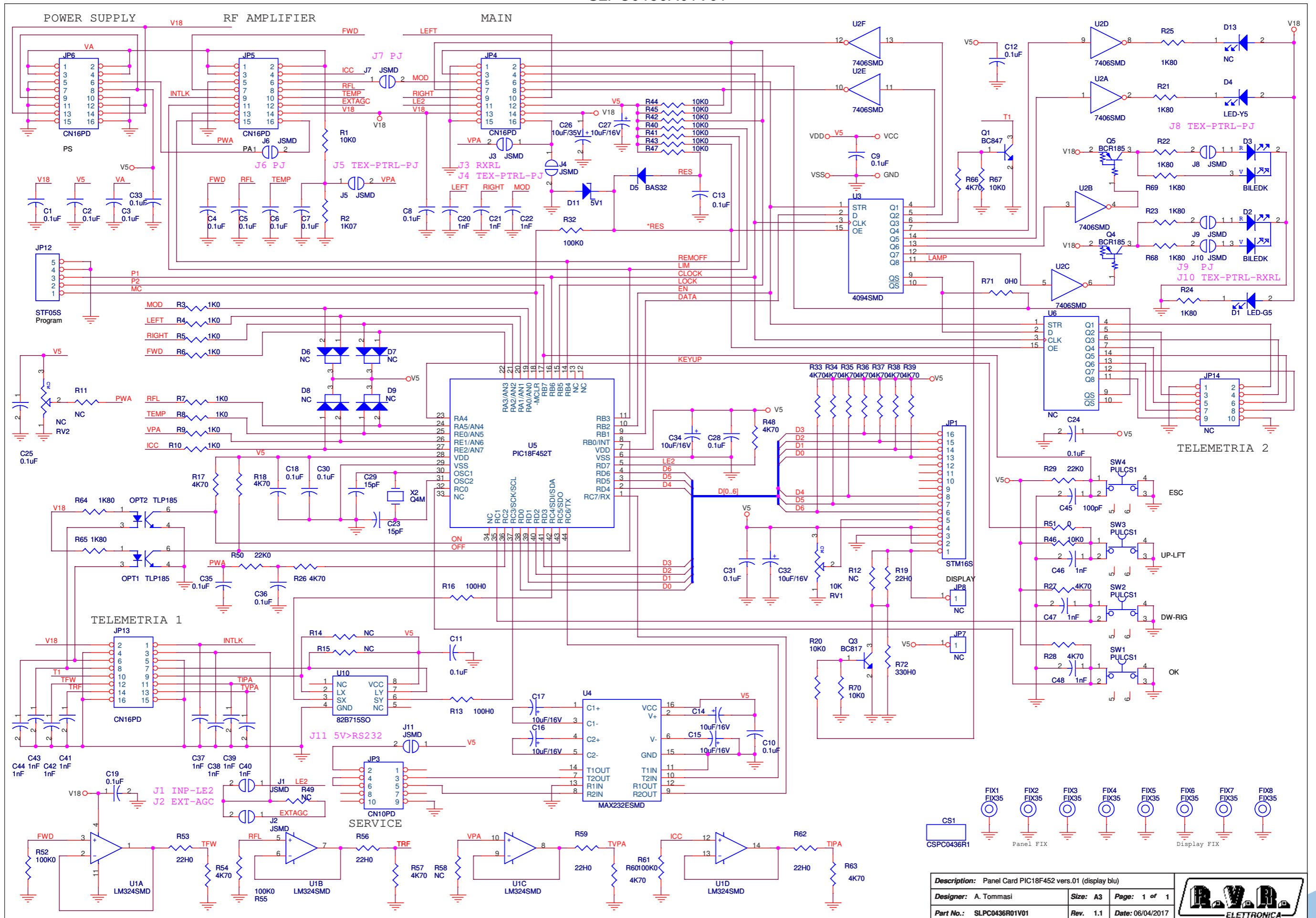
DATE : 03/09/15 REVISION : 1.0 SCALE : 1:1 SIZE : A4 PAGE : 1 DI 1

PROJECT CODE : <>

DOCUMENT CODE : SLPC0436R01V01

ARCHIVING : 'RVRUT' SERVER, 'RILASCIATI' FOLDER

SLPC0436R01V01



Description: Panel Card PIC18F452 vers.01 (display blu)		
Designer: A. Tommasi	Size: A3	Page: 1 of 1
Part No.: SLPC0436R01V01	Rev. 1.1	Date: 06/04/2017




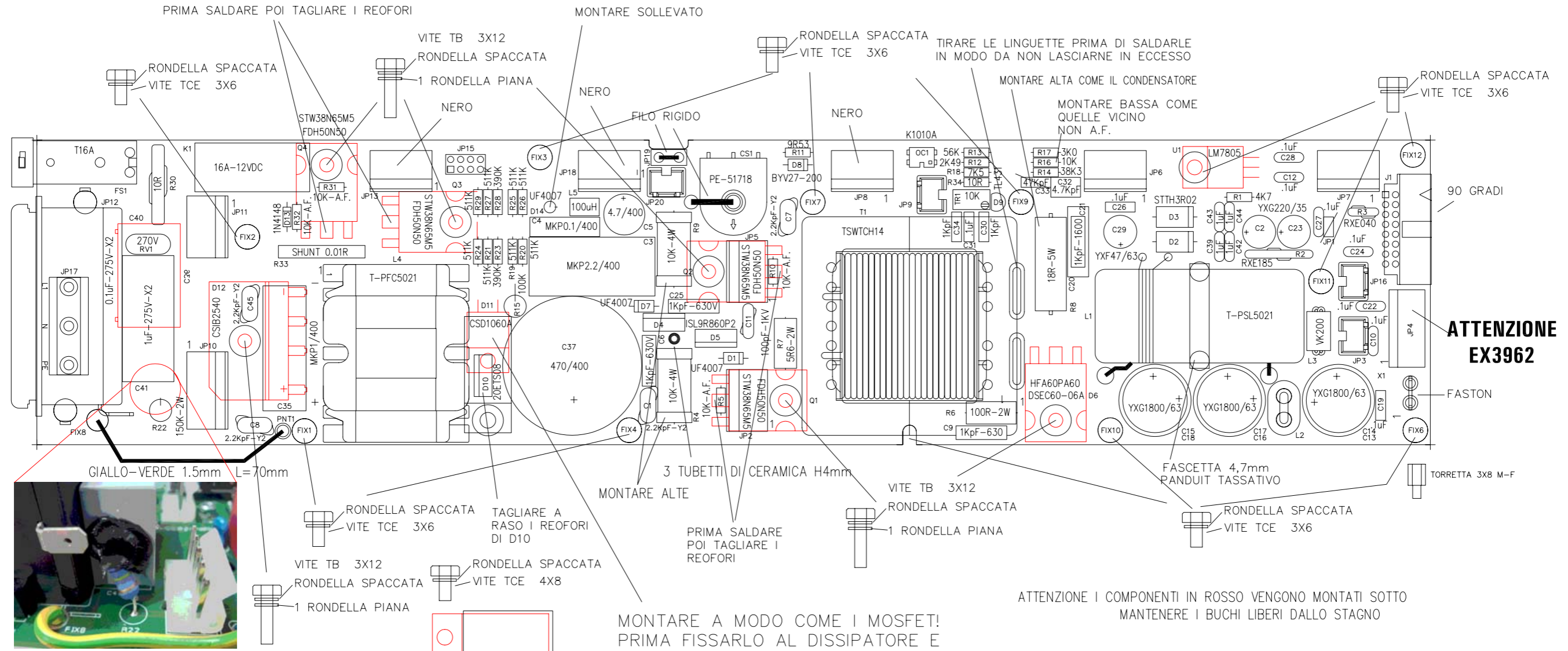
SLPC0436R01V01

Panel Card PIC18F452 vers.01 (display blu)  
 SLPC0436R01V01 Revision: 1.1  
 06/04/2017  
 A. Tommasi

Item	Quantity	Reference	Part	Description
1	1	CS1	CSPC0436R1	Circuito stampato
2	23	C1,C2,C3,C4,C5,C6,C7,C8,C9,C10,C11,C12,C13,C18,C19,C24,C25,C28,C30,C31,C33,C35,C36	0.1uF	Cond. SMD 0805
3	7	C14,C15,C16,C17,C27,C32,C34	10uF/16V	Cond. Elett. SMD d. 4mm
4	14	C20,C21,C22,C37,C38,C39,C40,C41,C42,C43,C44,C46,C47,C48	1nF	Cond. SMD 0805
5	2	C23,C29	15pF	Cond. SMD 0805
6	1	C26	10uF/35V	Cond. Elett. SMD d. 5mm
7	1	C45	100pF	Cond. SMD 0805
8	1	D1	LED-G5	LED Verde dia. 5mm
9	2	D2,D3	BILEDK	Doppio led V-R 5mm Catodo com.
10	1	D4	LED-Y5	LED Giallo dia. 5mm
11	1	D5	BAS32	MINIMELF SMD Diode
12	4	D6,D7,D8,D9	NC	Doppio Diodo SMD SOT23
13	1	D11	5V1	MINIMELF SMD Zener Diode
14	1	D13	NC	LED Giallo dia. 5mm
15	8	FIX1, FIX2, FIX3, FIX4, FIX5, FIX6, FIX7, FIX8	FIX35	Foro fissaggio 3.5mm
16	1	JP1	STM16S	Strip femmina 16 pin
17	1	JP3	CN10PD	Connettore 10 poli Flat cs
18	4	JP4, JP5, JP6, JP13	CN16PD	Connettore 16 poli Flat cs
19	2	JP7, JP8	NC	Strip femmina 1 pin
20	1	JP12	STF05S	Strip femmina o 5 pin
21	1	JP14	NC	Connettore 10 poli Flat cs
22	11	J1,J2,J3,J4,J5,J6,J7,J8,J9,J10,J11	JSMD	Pad SMD a saldare
23	2	OPT1, OPT2	TLP185	Optoisolatore SMD SO6
24	1	Q1	BC847	Trans. NPN SOT23
25	1	Q3	BC817	Trans. NPN SOT23
26	2	Q4, Q5	BCR185	Trans./Res. PNP SOT23
27	1	RV1	10K	Trimmer Rg O 3386X
28	1	RV2	NC	Trimmer Rg V 3296W
29	12	R1,R20,R40,R41,R42,R43,R44,R45,R46,R47,R67,R70	10K0	Res. SMD 0805 1%
30	1	R2	1K07	Res. SMD 0805 1%
31	8	R3,R4,R5,R6,R7,R8,R9,R10	1K0	Res. SMD 0805 1%
32	6	R11,R12,R14,R15,R49,R58	NC	Res. SMD 0805 1%
33	2	R13,R16	100H0	Res. SMD 0805 1%
34	18	R17,R18,R26,R27,R28,R33,R34,R35,R36,R37,R38,R39,R48,R54,R57,R60,R63,R66	4K70	Res. SMD 0805 1%
35	5	R19,R53,R56,R59,R62	22H0	Res. SMD 0805 1%
36	9	R21,R22,R23,R24,R25,R64,R65,R68,R69	1K80	Res. SMD 0805 1%
37	2	R29,R50	22K0	Res. SMD 0805 1%
38	4	R32,R52,R55,R61	100K0	Res. SMD 0805 1%
39	2	R51,R71	0H0	Res. SMD 0805 1%
40	1	R72	330H0	Res. SMD 0805 1%
41	4	SW1, SW2, SW3, SW4	PULCS1	Pulsante cs
42	1	U1	LM324SMD	Quad Op. SMD SO14
43	1	U2	7406SMD	Hex inv OC SMD SO14
44	1	U3	4094SMD	Shift Reg. SMD SO16
45	1	U4	MAX232ESMD	RS232 Driver SMD SO16
46	1	U5	PIC18F452T	TQFP44 SMD Microprocessor
47	1	U6	NC	Shift Reg. SMD SO16
48	1	U10	82B715SO	IIC Bus driver SMD SO8
49	1	X2	Q4M	Quarzo SMD HC49SMD

**KPSL4424**

**PIANO DI MONTAGGIO PSL4424 POWER**



**NOTE:**

SOTTO AI MOSFET E ALL'HFA: GRASSO E 1 MICA SARCON 20GHR

SOTTO AL DIODO GRASSO CONDUTTIVO

MICA SARCON ADESIVA SOTTO AL DIODO

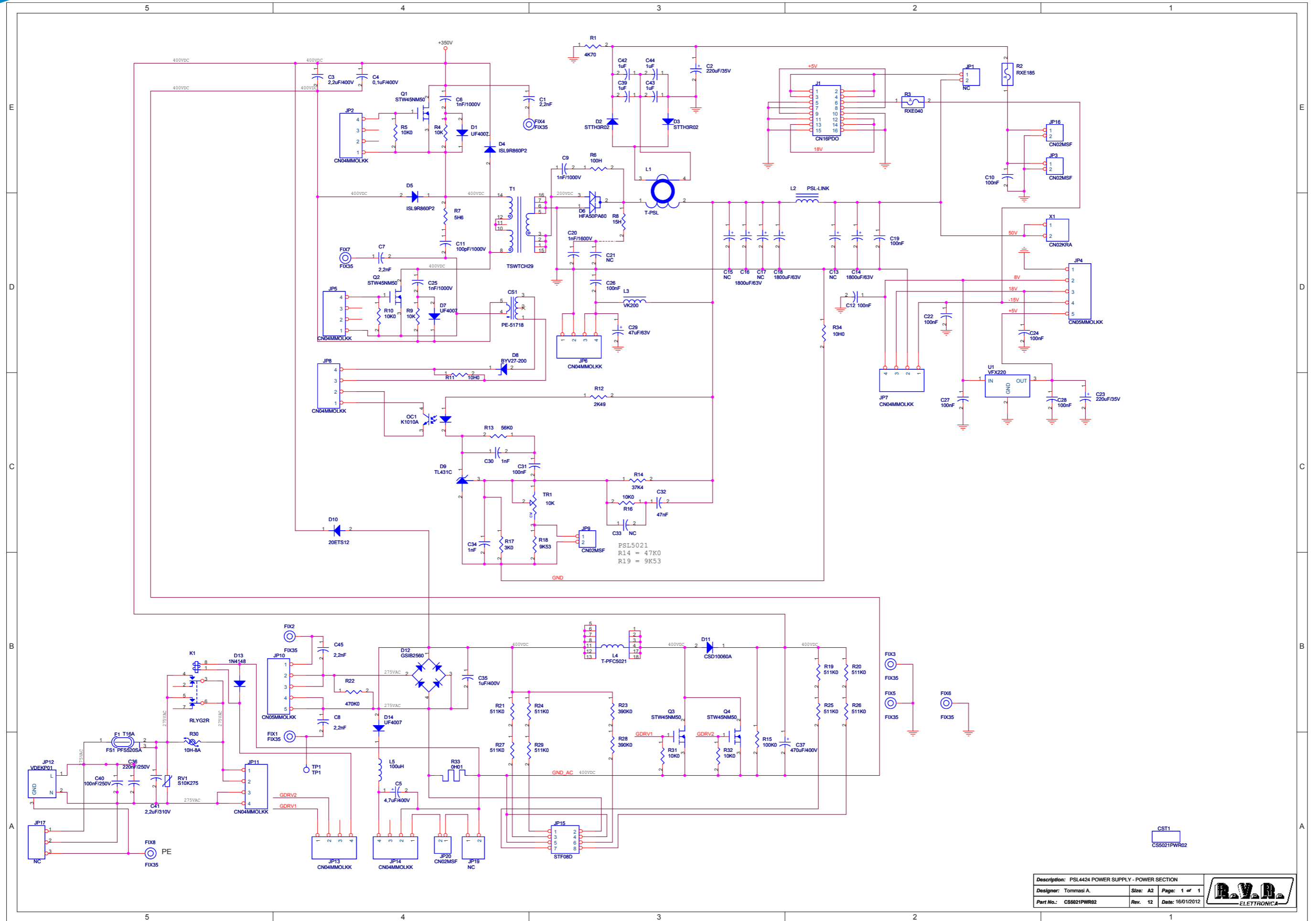
PIEGA CON TOOLS

SARCON ADESIVO

20

ARCHIVIO:	X:\WORKDWG\	
TITLE	CS4424PWR02.dwg	
DOCUMENT NUMBER	PSL4424 PWR	REV
DATE:	25 FEBBRAIO 2016	

KPSL4424



Description: PSL4424 POWER SUPPLY - POWER SECTION			
Designer: Tommasi A.	Size: A2	Page: 1 of 1	
Part No.: CS5021PWR02	Rev. 12	Date: 16/01/2012	

KPSL4424

PSL4424 POWER SUPPLY - POWER SECTION Revised: 16/01/2012  
CS5021PWR02 Revision: 12

Alimentatore PSL4424  
RVR

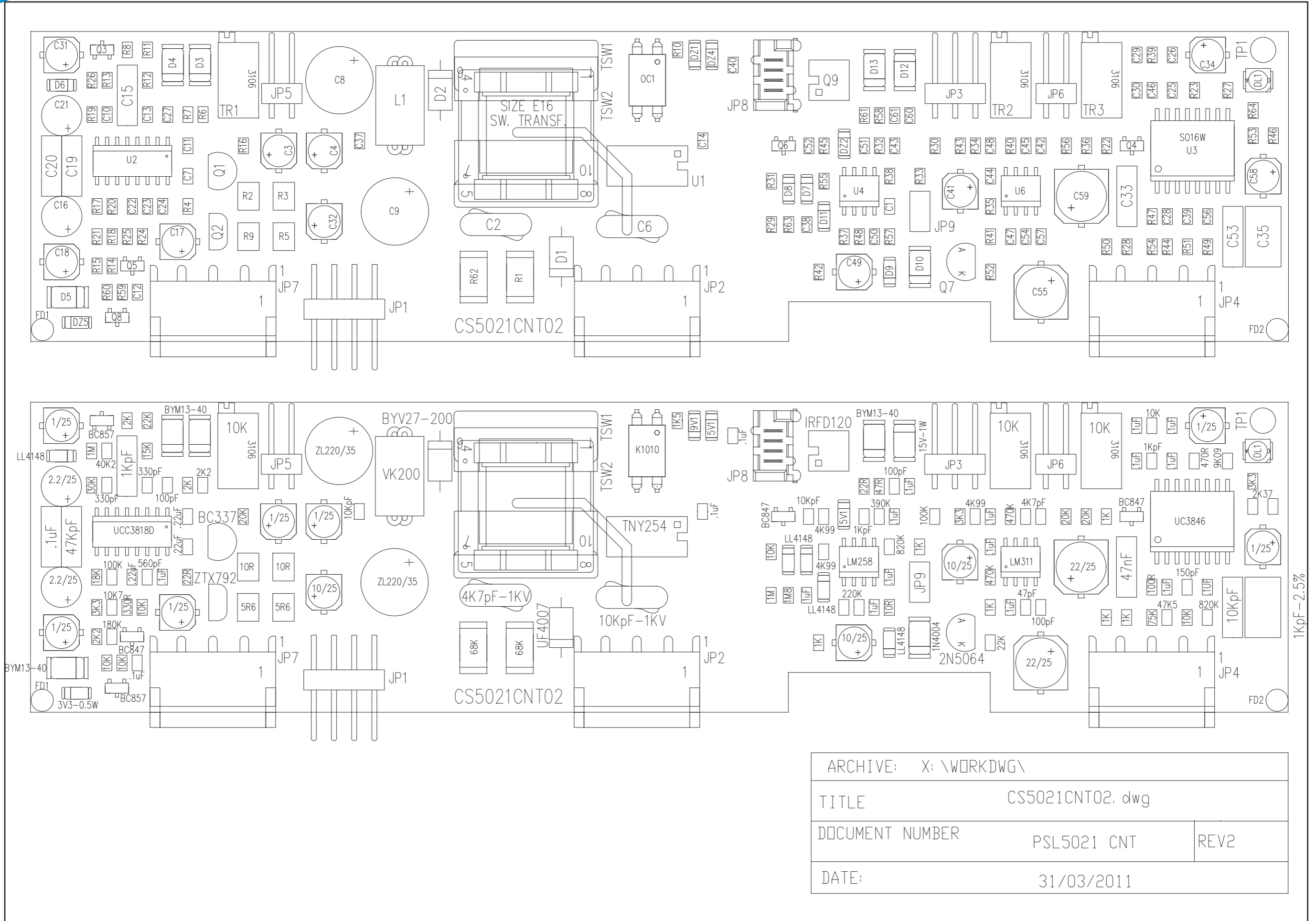
Tommasi A.

Bill Of Page1

Item	Quantity	Reference	Part	Description
1	2	JP10,JP4	CN05MMOLKK	Conn. Molex maschio serie KK p 3.96
2	8	JP2,JP5,JP6,JP7,JP8,JP11,JP13,JP14	CN04MMOLKK	Conn. Molex maschio serie KK p 3.96
3	1	CST1	CS5021PWR02	Circuito stampato
4	1	CS1	PE-51718	Inductor current sense
5	4	C1,C7,C8,C45	2,2nF	Cond. ceramico p 7mm Y2
6	2	C2,C23	220uF/35V	Cond. Elettr. Dia 8 P3 105°C
7	1	C3	2,2uF/400V	Cond. Poli. p 27mm
8	1	C4	0,1uF/400V	Cond. Poliestere p 15mm
9	1	C5	4,7uF/400V	Cond. Elettr. Dia 10 P5.08-105°C
10	3	C6,C9,C25	1nF/1000V	Cond. Poliestere p 10mm
11	6	C10,C12,C22,C24,C27,C28	100nF	Cond. ceramico p 5mm
12	1	C11	100pF/1000V	Cond. ceramico p 5mm alta tensione
13	3	C13,C15,C17	NC	Cond. Elettr. Dia 18 P7 105°C
14	3	C14,C16,C18	1800uF/63V	Cond. Elettr. Dia 18 P7 105°C
15	3	C19,C26,C31	100nF	Cond. Poliestere p 5mm
16	1	C20	1nF/1600V	Cond. Poliestere p 15mm
17	1	C21	NC	Cond. Poliestere p 10mm
18	1	C29	47uF/63V	Cond. Elettr. Dia 6.5 P2.54 105°C
19	2	C30,C34	1nF	Cond. Poliestere p 5mm
20	1	C32	47nF	Cond. Poliestere p 5mm (5*7mm)
21	1	C33	NC	Cond. Poliestere p 5mm
22	1	C35	1uF/400V	Cond. Poli. p 27mm
23	1	C36	220nF/250V	Cond. Poli. p 22mm X2
24	1	C37	470uF/400V	Cond. Elettr. Dia 35 P10 105°C
25	4	C39,C42,C43,C44	1uF	Cond. ceramico p 5mm
26	1	C40	100nF/250V	Cond. Poliestere p 15mm X2
27	1	C41	2,2uF/310V	Cond. Poli. p 27mm X2
28	2	D1,D7,D14	UF4007	Diode plastico DO41
29	2	D2,D3	STTH3R02	Diode Ultrafast DO201
30	2	D4,D5	ISL9R860P2	Diode Stealth TO220
31	1	D6	HFA50PA60	Doppio Diode TO217
32	1	D8	BYV27-200	Diode shottky SOD57
33	1	D9	TL431C	TO92 Reference
34	1	D10	20ETS08	Diode TO220
35	1	D11	CSD10060A	Diode Zero recovery TO220-2
36	1	D12	GSIB2560	Ponte diodi GSIB-5S
37	1	D13	1N4148	Diode in vetro DO35
38	8	FIX1,FIX2,FIX3,FIX4,FIX5,FIX6,FIX7,FIX8	FIX35	Foro fissaggio 3.5mm
39	1	FS1	PFS520SA	Portafusibile 5x20
40	1	F1	T16A	Fusibile Ritardato 5x20mm
41	1	JP1	NC	Strip maschio 2 pin

42	4	JP3,JP9,JP16,JP20	CN02MSF	Connettore 2 poli Lumberg MSF p 2.5mm
43	1	JP12	VDEKP01	Conn. VDE con interruttore
44	1	JP15	STF08D	Strip femmina 4+4 pin
45	1	JP17	NC	Conn. tipo KRA a 3 poli p 10mm
46	1	JP19	NC	Conn. tipo KRA a 2 poli
47	1	J1	CN16PDO	Conn.M.C.S.90° 16P alette.
48	1	K1	RLYG2R	Rele' OMRON G2R-1
49	1	L1	T-PSL	Trasf. Ventole PSL
50	1	L2	PSL-LINK	Ind. Link PSL
51	1	L3	VK200	Induttanza cilindrica VK200
52	1	L4	T-PFC5021	Induttanza PFC PSL5021
53	1	L5	100uH	Induttanza Neosid
54	1	OC1	K1010A	Optoisolatore DIP4
55	4	Q1,Q2,Q3,Q4	STW45NM50	
56	1	RV1	S10K275	Varistor dia. 10mm
57	1	R1	4K70	Res. 1/4W 1%
58	1	R2	RXE185	Fusibile autorip. RXE p5mm
59	1	R3	RXE040	Fusibile autorip. RXE p5mm
60	2	R4,R9	10K	Res. filo 5W
61	4	R5,R10,R31,R32	10K0	Res. 1W Antifiamma
62	1	R6	100H	Res. strato 2W
63	1	R7	5H6	Res. strato 2W
64	1	R8	15H	Res. filo 5W
65	2	R11,R34	10H0	Res. 1/4W 1%
66	1	R12	2K49	Res. 1/4W 1%
67	1	R13	56K0	Res. 1/4W 1%
68	1	R14	37K4	Res. 1/4W 1%
69	1	R15	100K0	Res. strato 2W
70	1	R16	10K0	Res. 1/4W 1%
71	1	R17	3K0	Res. 1/4W 1%
72	1	R18	9K53	Res. 1/4W 1%
73	8	R19,R20,R21,R24,R25,R26,R27,R29	511K0	Res. 1/4W 1%
74	1	R22	470K0	Res. strato 2W
75	2	R23,R28	390K0	Res. 1/4W 1%
76	1	R30	10H-8A	Res. NTC di potenza p 6mm
77	1	R33	0H01	Shunt OAR 5W
78	1	TP1	TP1	Test point
79	1	TR1	10K	Trimmer Rg V 3296W
80	1	T1	TSWTCH29	Trasf. switching Tisci xx
81	1	U1	LM7805	Stabilizzatore TO220
82	1	X1	FSTCS	Faston da CS

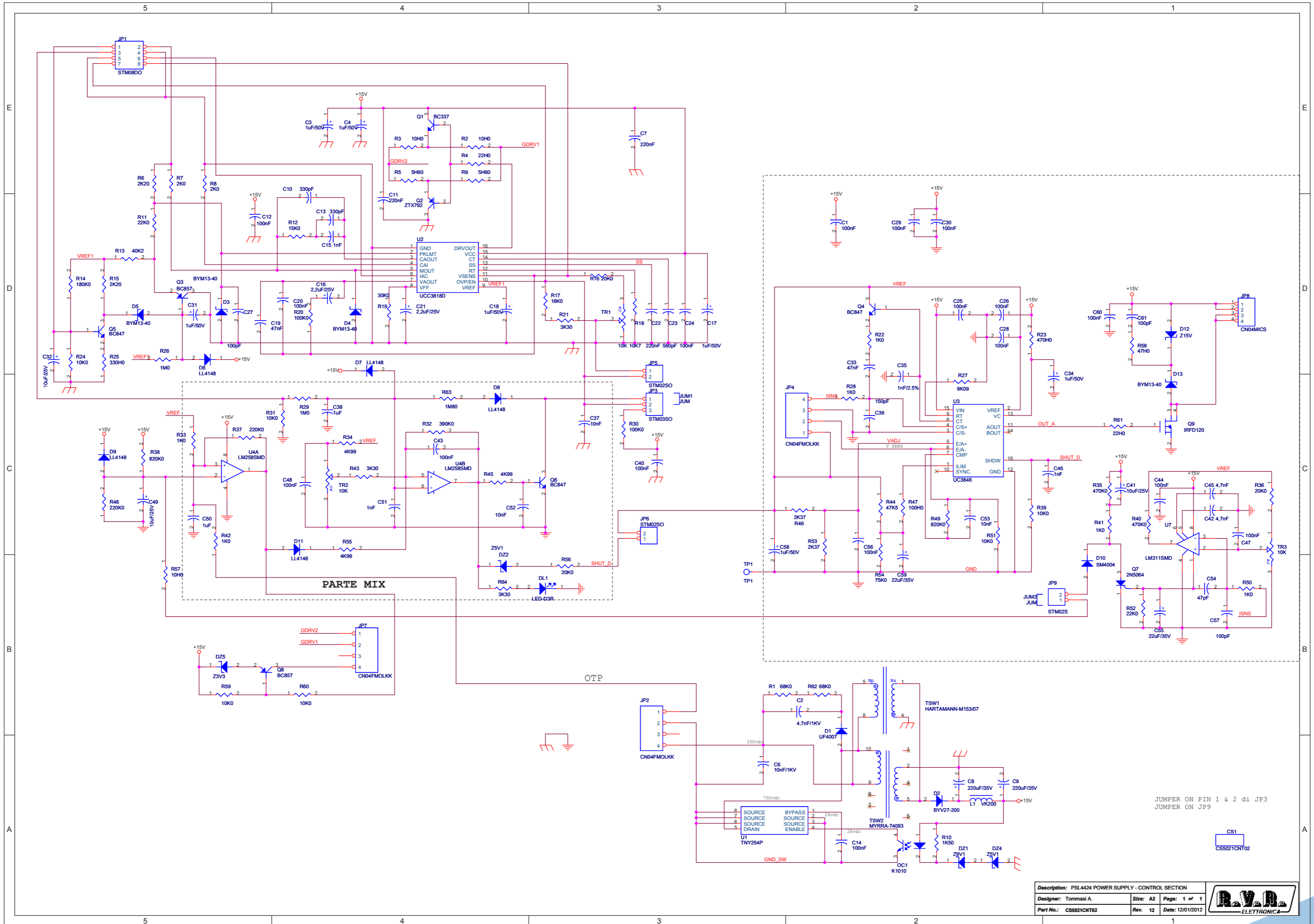
KPSL4424



ARCHIVE:	X:\WORKDWG\		
TITLE	CS5021CNT02.dwg		
DOCUMENT NUMBER	PSL5021 CNT	REV2	
DATE:	31/03/2011		



KPSL4424



Description: PSL4424 POWER SUPPLY - CONTROL SECTION	
Designer: Tommasi A.	Size: A2 Page: 1 of 1
Part No.: CS5021CNT02	Rev. 12 Date: 12/01/2012



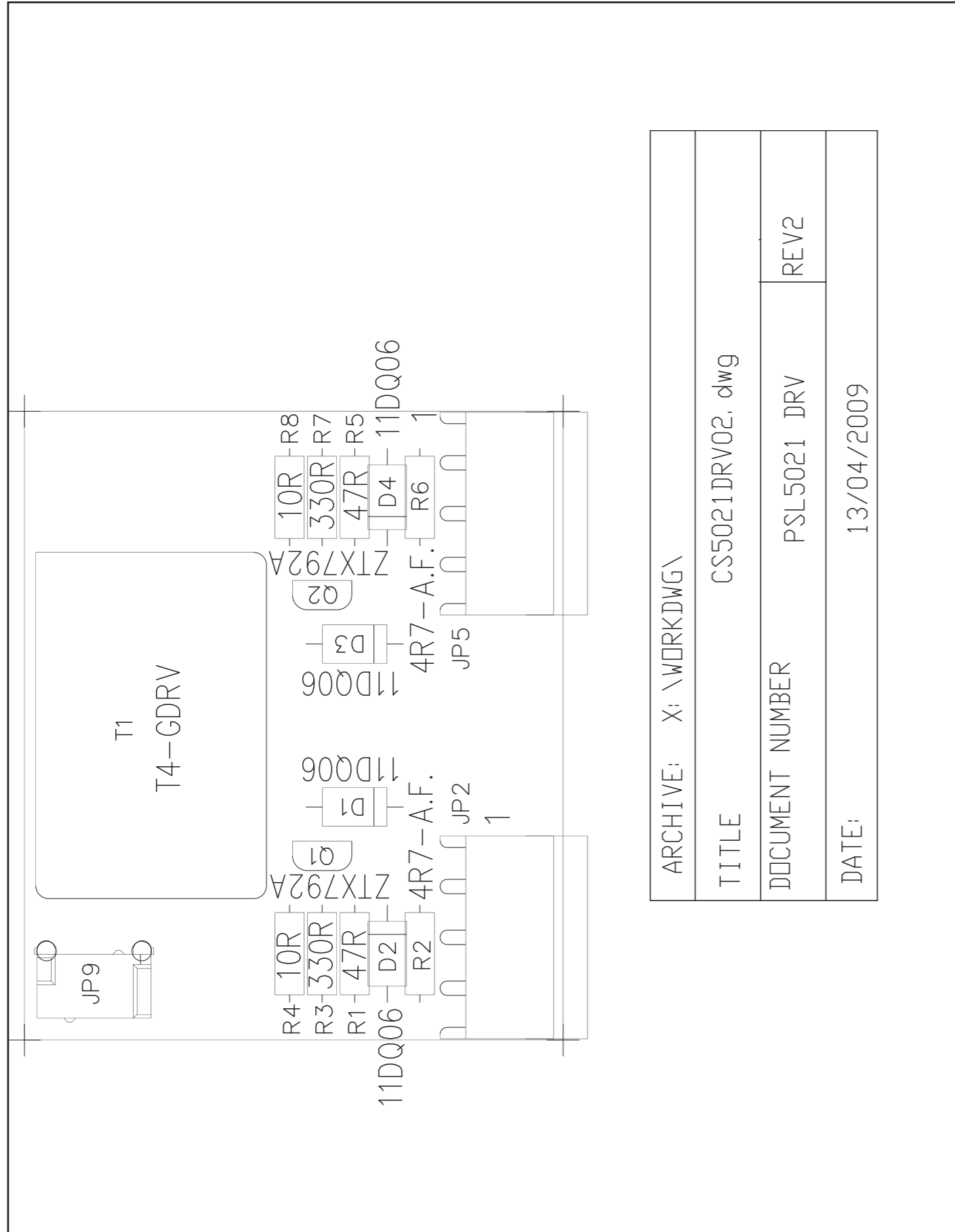
KPSL4424

PSL4424 POWER SUPPLY - CONTROL SECTION Revised: 12/01/2012  
 CS5021CNT02 Revision: 12  
 RVR

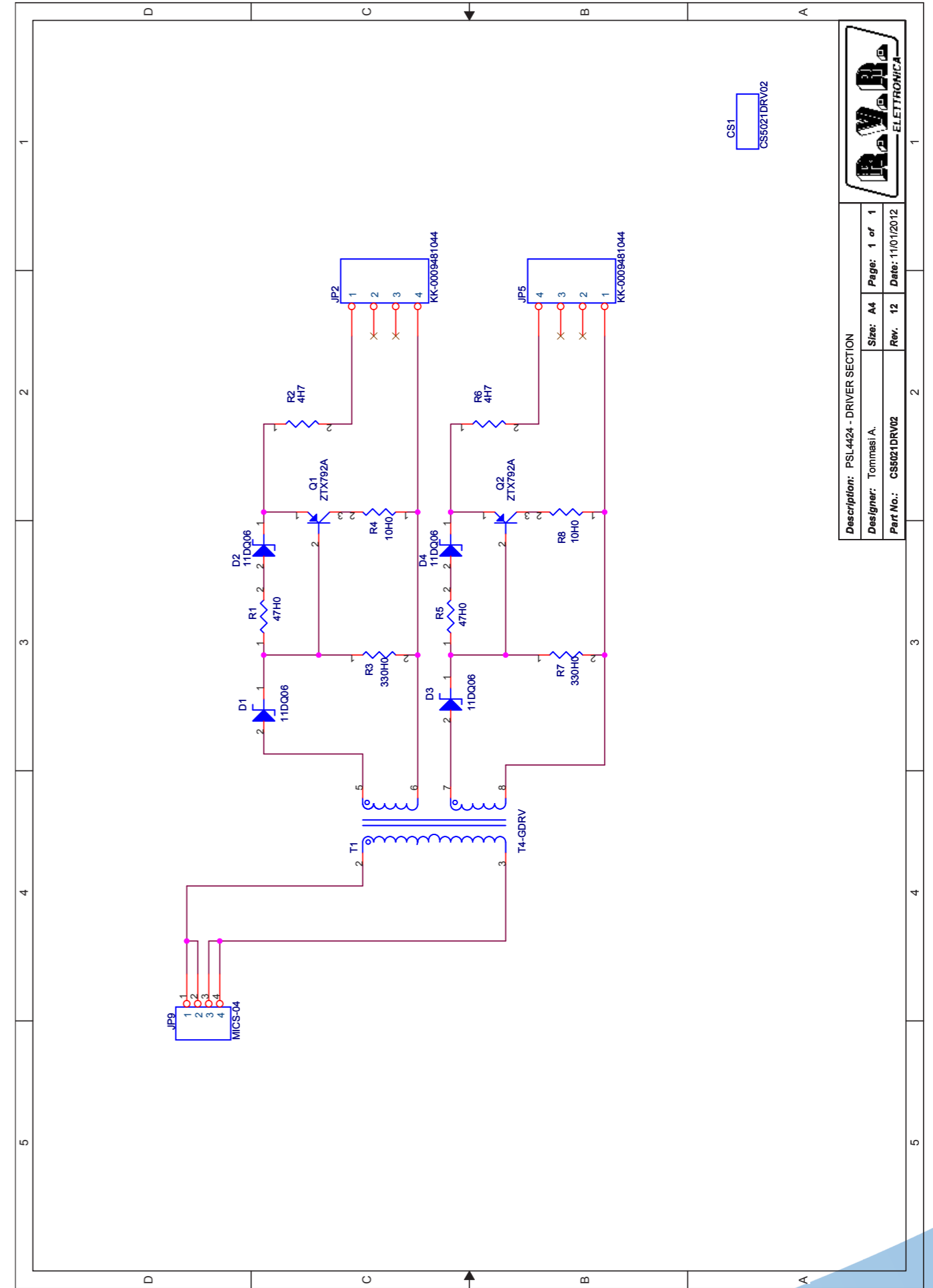
Item	Quantity	Reference	Part	Description
1	1	CS1	CS5021CNT02	Circuito stampato
2	16	C1,C12,C14,C24,C25,C26,C28,C29,C30,C40,C43,C44,C47,C48,C56,C60	100nF	Cond. SMD 0805
3	1	C2	4,7nF/1KV	Cond. ceramico p 5mm alta tensione
4	7	C3,C4,C17,C18,C31,C34,C58	1uF/50V	Cond. Elett. SMD d. 4mm
5	1	C6	10nF/1KV	Cond. ceramico p 5mm alta tensione
6	3	C7,C11,C22	220nF	Cond. SMD 0805
7	2	C8,C9	220uF/35V	Cond. Elettr. Dia 8 P5 105°C
8	2	C10,C13	330pF	Cond. SMD 0805
9	1	C15	1nF	Cond. Poliestere p 5mm
10	2	C16,C21	2,2uF/25V	Cond. Elett. Tant. p. 2.5mm
11	2	C19,C33	47nF	Cond. Poliestere p 5mm
12	1	C20	100nF	Cond. Poliestere p 5mm
13	1	C23	560pF	Cond. SMD 0805
14	3	C27,C57,C61	100pF	Cond. SMD 0805
15	3	C32,C41,C49	10uF/25V	Cond. Elett. SMD d. 4mm
16	1	C35	1nF/2.5%	Cond. Poliestere p 5mm (5*7mm)
17	2	C37,C52	10nF	Cond. SMD 0805
18	2	C38,C50	1uF	Cond. SMD 0805
19	1	C39	150pF	Cond. SMD 0805
20	2	C42,C45	4,7nF	Cond. SMD 0805
21	2	C46,C51	1nF	Cond. SMD 0805
22	1	C53	10nF	Cond. Poliestere p 5mm
23	1	C54	47pF	Cond. SMD 0805
24	2	C55,C59	22uF/35V	Cond. Elett. SMD d. 6.3mm
25	1	DL1	LED-D3R	LED SMD PLCC2
26	1	DZ1	Z9V1	MINIMELF SMD Zener Diode
27	2	DZ2,DZ4	Z5V1	MINIMELF SMD Zener Diode
28	1	DZ5	Z3V3	MINIMELF SMD Zener Diode
29	1	D1	UF4007	Diodo plastico DO41
30	1	D2	BYV27-200	Diodo in vetro SOD57
31	4	D3,D4,D5,D13	BYM13-40	Diodo shottky MELF
32	5	D6,D7,D8,D9,D11	LL4148	MINIMELF SMD Diode
33	1	D10	SM4004	MELF SMD Diode
34	1	D12	Z15V	MELF SMD Zener Diode
35	1	JP1	STM08DO	Strip maschio 4+4 pin 90°
36	3	JP2,JP4,JP7	CN04FMOLKK	Conn. Molex femm. serie KK p 3.96
37	1	JP3	STM03SO	Strip maschio 3 pin a 90°
38	2	JP5,JP6	STM02SO	Strip maschio 2 pin a 90°
39	1	JP8	CN04MICS	Conn. Lumberg MICS
40	1	JP9	STM02S	Strip maschio 2 pin
41	2	JUM1,JUM2	JUM	Ponticello Jumper
42	1	L1	VK200	Induttanza cilindrica VK200
43	1	OC1	K1010	Optoisolatore DIP4
44	1	Q1	BC337	Trans. NPN TO92
45	1	Q2	ZTX792	Trans. PNP TO92
46	2	Q3,Q8	BC857	Trans. PNP SOT23
47	3	Q4,Q5,Q6	BC847	Trans. NPN SOT23
48	1	Q7	2N5064	TO92 SCR
49	1	Q9	IRFD120	Trans. FET N DIL4
50	2	R1,R62	68K0	Res. SMD 2512 1%

51	2	R2,R3	10H0	Res. SMD 1210
52	2	R4,R61	22H0	Res. SMD 0805
53	2	R5,R9	5H60	Res. SMD 1210
54	2	R6,R15	2K20	Res. SMD 0805
55	2	R7,R8	2K0	Res. SMD 0805
56	1	R10	1K50	Res. SMD 0805
57	2	R11,R52	22K0	Res. SMD 0805
58	1	R12	15K0	Res. SMD 0805
59	1	R13	40K2	Res. SMD 0805
60	1	R14	180K0	Res. SMD 0805
61	3	R16,R36,R56	20K0	Res. SMD 0805
62	1	R17	18K0	Res. SMD 0805
63	1	R18	10K7	Res. SMD 0805
64	1	R19	30K0	Res. SMD 0805
65	2	R20,R30	100K0	Res. SMD 0805
66	3	R21,R43,R64	3K30	Res. SMD 0805
67	6	R22,R28,R33,R41,R42,R50	1K0	Res. SMD 0805
68	1	R23	470H0	Res. SMD 0805
69	6	R24,R31,R39,R51,R59,R60	10K0	Res. SMD 0805
70	1	R25	330H0	Res. SMD 0805
71	2	R26,R29	1M0	Res. SMD 0805
72	1	R27	9K09	Res. SMD 0805
73	1	R32	390K0	Res. SMD 0805
74	1	R34,R45,R55	4K99	Res. SMD 0805
75	3	R35,R40	470K0	Res. SMD 0805
76	2	R37,R48	220K0	Res. SMD 0805
77	2	R38,R49	820K0	Res. SMD 0805
78	2	R44	47K5	Res. SMD 0805
79	1	R46,R53	2K37	Res. SMD 0805
80	2	R47	100H0	Res. SMD 0805
81	1	R54	75K0	Res. SMD 0805
82	1	R57	10H0	Res. SMD 0805
83	1	R58	47H0	Res. SMD 0805
84	1	R63	1M80	Res. SMD 0805
85	1	TP1	TP1	Test point
86	1	TR1,TR2,TR3	10K	Trimmer Rg H 3296X
87	3	TSW1	HARTAMANN-M153/07	
88	1	TSW2	MYRRA-74093	
89	1	U1	TNY254	Switching controller
90	1	U2	UCC3818D	Power Factor controller
91	1	U3	UC3846	Switching controller
92	1	U4	LM258SMD	Dual Op. SMD SO8
93	1	U7	LM311SMD	Comp. SMD SO8

KPSL4424



ARCHIVE:	X:\WORKDWG\
TITLE	CS5021DRV02.dwg
DOCUMENT NUMBER	PSL5021 DRV
DATE:	13/04/2009
	REV2



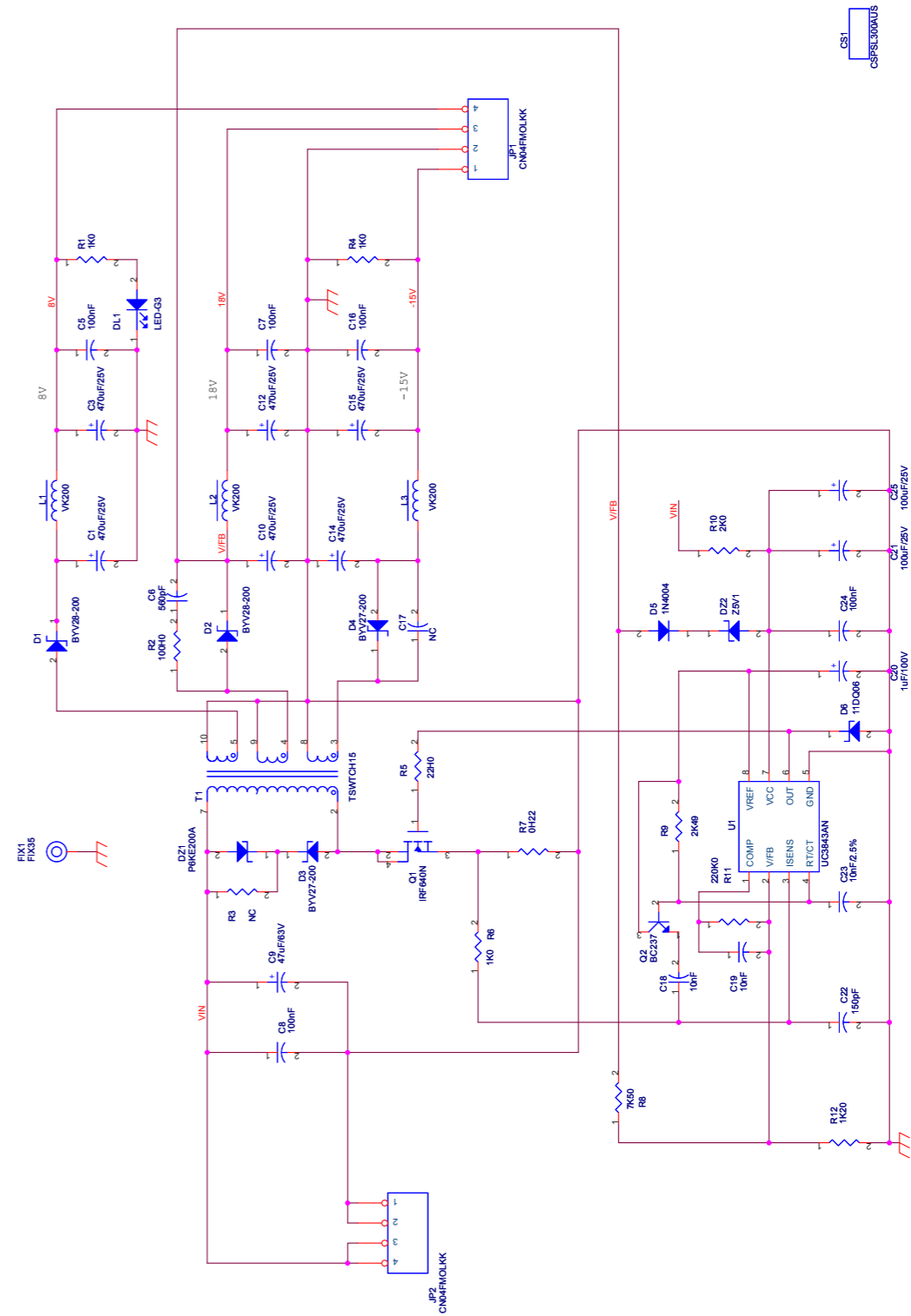
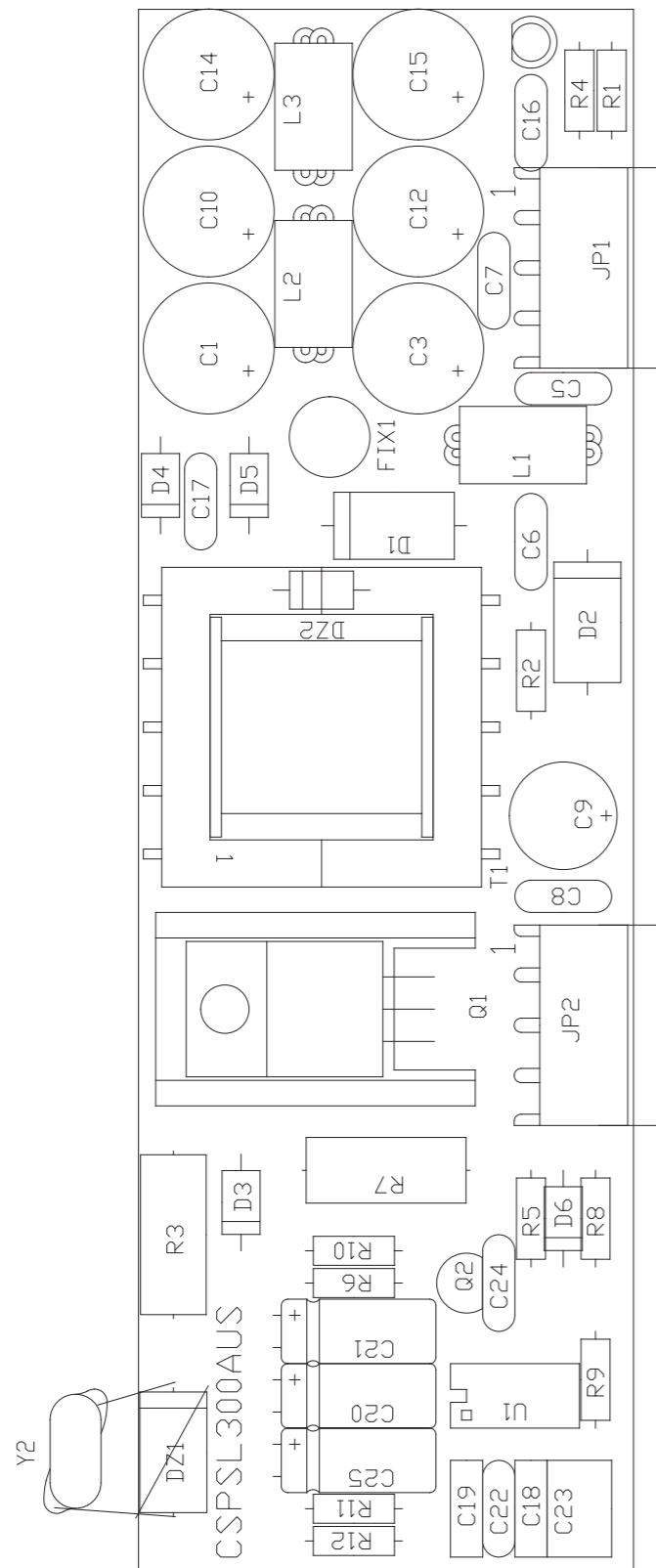
Description: PSL4424 - DRIVER SECTION	
Designer: Tommasi A.	Size: A4
Part No.: CS5021DRV02	Rev. 12
	Page: 1 of 1
	Date: 11/01/2012

KPSL4424

PSL4424 - DRIVER SECTION Revised: 11/01/2012  
 CS5021DRV02 Revision: 12  
 RVR

Item	Quantity	Reference	Part	Description
1	1	CS1	CS5021DRV02	Circuito stampato
2	4	D1,D2,D3,D4	11DQ06	Diodo shottky DO41G
3	2	JP2,JP5	KK-0009481044	Conn. Molex femm. serie KK p 3.96
4	1	JP9	MICS-04	Conn. Lumberg MICS
5	2	Q1,Q2	ZTX792A	Trans. PNP TO92
6	2	R1,R5	47H0	Res. 1/4W 1%
7	2	R2,R6	4H70	Res. 1W 5%Antifiamma
8	2	R3,R7	330H0	Res. 1/4W 1%
9	2	R4,R8	10H0	Res. 1/4W 1%
10	1	T1	T4-GDRV	Gate driver transformer

KPSL4424



	PRODUCT NAME : TEX150-LCD	PART NAME : Auxiliary Power Supply Card
	DESIGNER : U.T. - rev: J. Berti	DATE : 24/10/2005 REVISION : 1.0 SCALE : 2:1 SIZE : A4 PAGE : 3 DI 3
ARCHIVING : 'RVRUT' SERVER, 'RILASCIATI' FOLDER	PROJECT CODE : 030	DOCUMENT CODE : PSL300

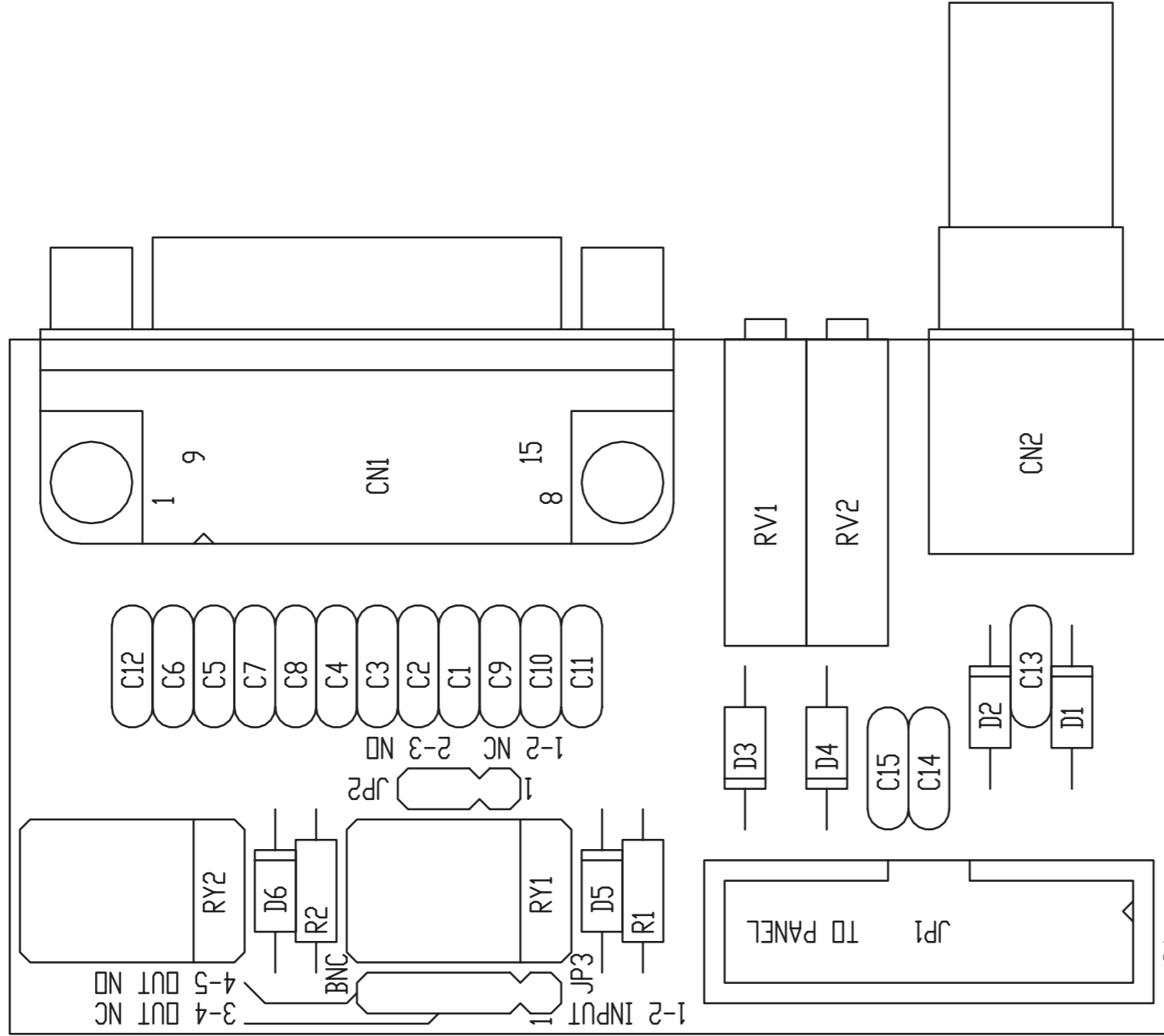
	Description: PSL4424 POWER SUPPLY - AUXILIARY CARD
	Designer: Tommaso A.
PerfNo.: C8PSL300AUS	Rev. 12
	Date: 15/01/2012

KPSL4424

PSL4424 POWER SUPPLY - AUXILIARY CARD Revised: 12/01/2012  
 CSPSL300AUS Revision: 12  
 RVR

Item	Quantity	Reference	Part	Description
1	1	CS1	CSPSL300AUS	Circuito stampato
2	6	C1,C3,C10,C12,C14,C15	470uF/25V	Cond. Elettr. Dia 10 P5.08-105°C
3	4	C5,C7,C16,C24	100nF	Cond. ceramico p 5mm
4	1	C6	560pF	Cond. ceramico p 5mm
5	1	C8	100nF	Cond. Poliestere p 5mm
6	1	C9	47uF/63V	Cond. Elettr. Dia 6.5 P2.54 105°C
7	1	C17	NC	Cond. ceramico p 5mm
8	2	C18,C19	10nF	Cond. ceramico p 5mm
9	1	C20	1uF/100V	Cond. Elettr. Dia 5 P2.54
10	2	C21,C25	100uF/25V	Cond. Elettr. Dia 5 P2.54
11	1	C22	150pF	Cond. ceramico p 5mm
12	1	C23	10nF/2.5%	Cond. Poliestere p 5mm (5*7mm)
13	1	DL1	LED-G3	LED Verde dia. 3mm
14	1	DZ1	P6KE200A	5W Transient Voltage Supp.
15	1	DZ2	Z5V1	1W Zener Diode
16	2	D1,D2	BYV28-200	Diode shottky SOD64
17	2	D3,D4	BYV27-200	Diode shottky SOD57
18	1	D5	1N4004	Diode plastico DO41
19	1	D6	11DQ06	Diode shottky DO41G
20	1	FIX1	FIX35	Foro fissaggio 3.5mm
21	2	JP1,JP2	CN04FMOLKK	Conn. Molex femm. serie KK p 3.96
22	3	L1,L2,L3	VK200	Induttanza cilindrica VK200
23	1	Q1	IRF640N	Trans. FET N TO220
24	1	Q2	BC237	Trans. NPN TO92
25	3	R1,R4,R6	1K0	Res. 1/4W 1%
26	1	R2	100H0	Res. 1/4W 1%
27	1	R3	NC	Res. 1/4W 1%
28	1	R5	22H0	Res. 1/4W 1%
29	1	R7	0H22	Res. strato 2W
30	1	R8	7K50	Res. 1/4W 1%
31	1	R9	2K49	Res. 1/4W 1%
32	1	R10	2K0	Res. 1/4W 1%
33	1	R11	220K0	Res. 1/4W 1%
34	1	R12	1K20	Res. 1/4W 1%
35	1	T1	TSWTCH15	Trasf. switching Tisci15
36	1	U1	UC3843AN	SO8 Switching controller

SLTLMTXLCD03



NOME PROGETTO: TEX LCD

AUTORE: S.POLUZZI

NOME PARTE: SCHEDA TELEMETRY BOARD

DATA: 11/11/04

REVISIONE: 3.0

SCALE: 2:1

SIZE: A4

PAGINA: 1

DI 1

ARCHIVIAZIONE ELETTRONICA: "CARTELLA PROGETTI" SU "UT\_SRV"

CODICE PROGETTO: /

CODICE DISEGNO: CSTLMTXLCD03

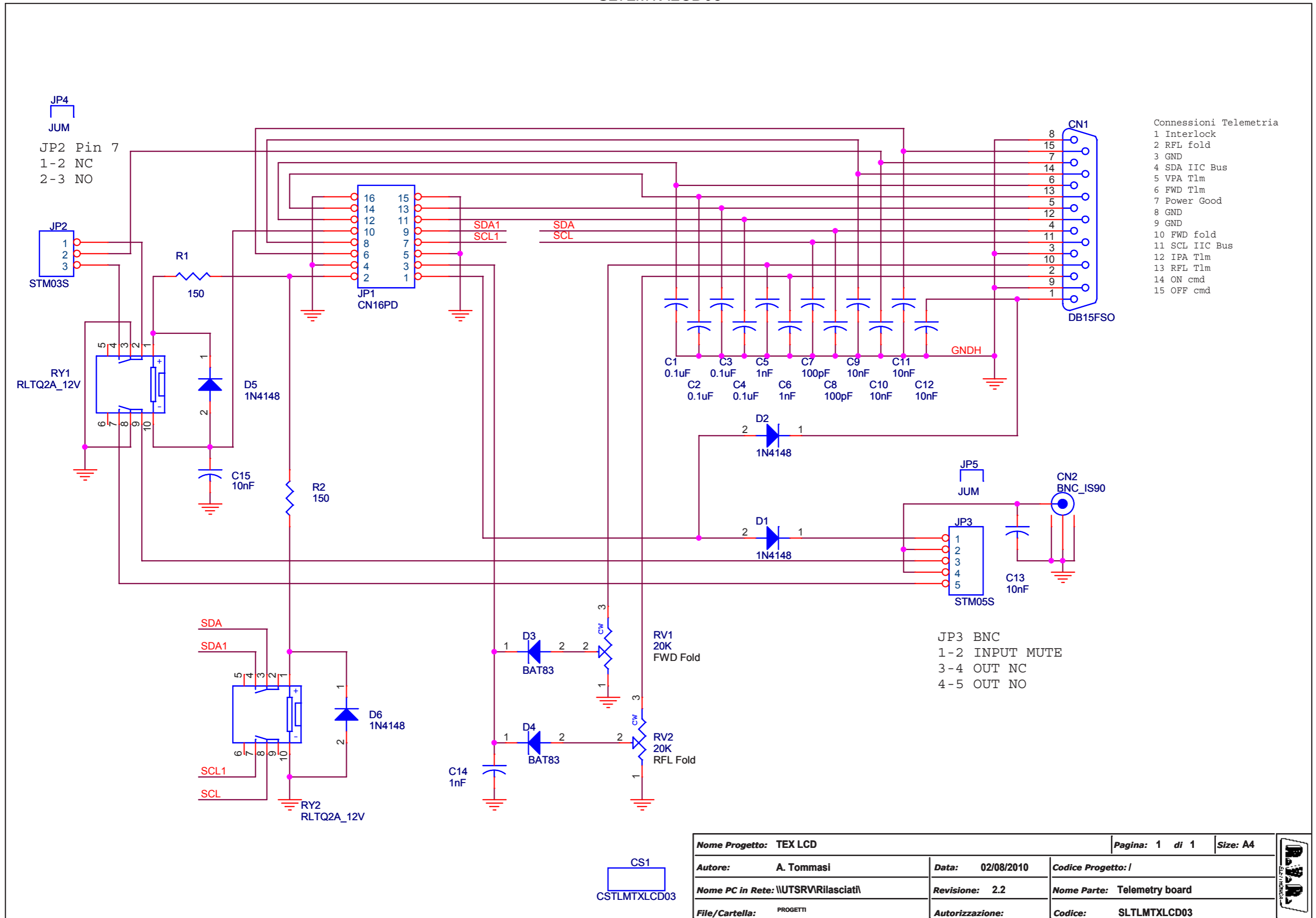
MATERIALE: FR4-74 1.6mm

TRATTAMENTO: Cu 35um

PROFILO: /

STATO: PROGETTUALE

SLTLMTXLCD03



Nome Progetto: TEX LCD		Pagina: 1 di 1	Size: A4
Autore: A. Tommasi	Data: 02/08/2010	Codice Progetto: /	
Nome PC in Rete: \\UTSRVR\ilasciatil	Revisione: 2.2	Nome Parte: Telemetry board	
File/Cartella: PROGETTI	Autorizzazione:	Codice: SLTLMTXLCD03	



SLTLMTXLCD03

Telemetry board Revised: 02/08/10  
 SLTLMTXLCD03 Revision: 2.2  
 TEX-LCD/RXRL-LCD/PTRL-LCD  
 Andrea Tommasi

Item	Quantity	Reference	Part	Description
1	1	CN1	DB15FSO	Connettore DB15 femm. cs 90°
2	1	CN2	BNC_IS90	Connettore BNC metallico 90°
3	1	CS1	CSTLMTXLCD03	Circuito stampato
4	4	C1, C2, C3, C4	0.1uF	Cond. ceramico p 5mm
5	3	C5, C6, C14	1nF	Cond. ceramico p 5mm
6	2	C7, C8	100pF	Cond. ceramico p 5mm
7	6	C9, C10, C11, C12, C13, C15	10nF	Cond. ceramico p 5mm
8	4	D1, D2, D5, D6	1N4148	Diode in vetro DO35
9	2	D3, D4	BAT83	Diode Hot carrier DO35
10	1	JP1	CN16PD	Connettore 16 poli Flat cs
11	1	JP2	STM03S	Strip maschio 3 pin
12	1	JP3	STM05S	Strip maschio 5 pin
13	2	JP4, JP5	JUM	Ponticello Jumper <span style="float: right;">Nota 1</span>
14	2	RV1, RV2	20K	Trimmer Rg H 3006
15	2	RY2, RY1	RLTQ2A_12V	Rele' TQ2
15	2	R1, R2	150	Res. 1/4W

**Nota 1** Inserire i jumper in posizione:  
 2-3 in JP2  
 1-2 in JP3