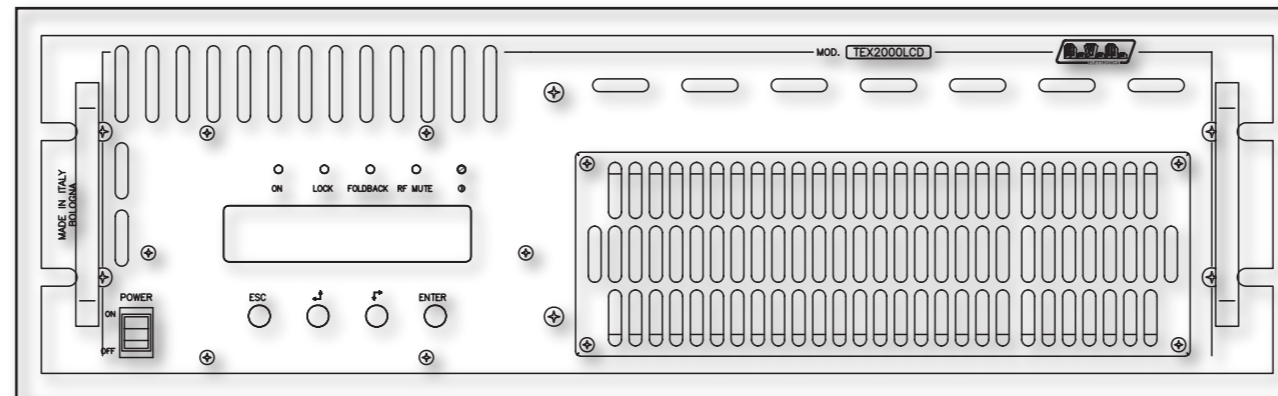


---

---

# TEX2000LCD



## User Manual Volume 2: Technical Appendix

## Appendix A Piani di montaggio, schemi elettrici, liste componenti / *Component layouts, schematics, bills of material*

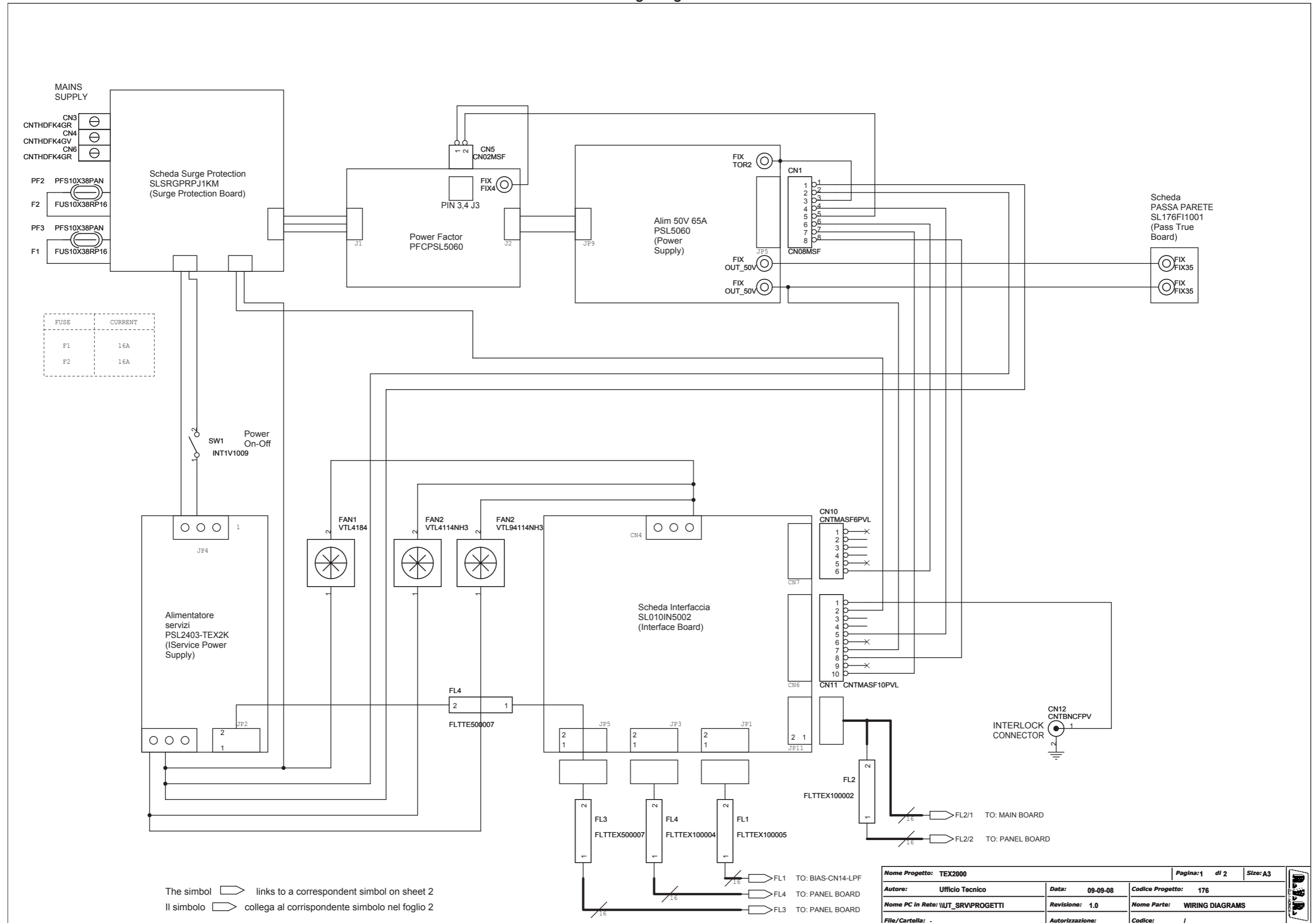
Questa parte del manuale contiene i dettagli tecnici riguardanti la costruzione delle singole schede componenti il TEX2000LCD. L'appendice è composta dalle seguenti sezioni:



*This part of the manual contains the technical details about the different boards of the TEX2000LCD. This appendix is composed of the following sections:*




<b>Description</b>	<b>RVR Code</b>	<b>Vers. Page</b>	
Wiring Diagrams	K176CABTEX2K	1.0	1
Main Board	SLMBDTEXLC07	1.0	4
Stereo Coder Card	SLCTC30V03	1.1	12
Driver Board	SL176DR1001	1.0	15
Splitter Board	SL176SP1001	1.0	18
R.F. Board	SL176RF1001	1.0	20
BIAS Board for R.F. Board	SL046BI1001	1.1	23
Combiner Board	SL176CM1001	1.0	26
Surge Protection Board	SLSRGPRPJ1KM	1.2	27
Power Factor Correction	PFCPSL5060	1.0	30
Power Supply	PSL5060	1.0	38
Switching Power Supply	PSL2403-TEX2K	1.0	51
Fuse Board	SL176FU1001	1.0	54
Directional Coupler	SL176DC1001	1.0	55
LPF Board	SL176LP1001	2.2	57
Panel Board	SL007PC2003	1.2	59
BIAS Board	SLBIASTEX2K	1.3	62
Fan Control & Interface Board	SL010IN5003	1.1	65
Pass Through Board	SL176FI1001	1.0	69
Telemetry Board	SLTLMTXLCD03	2.1	71

### Document History

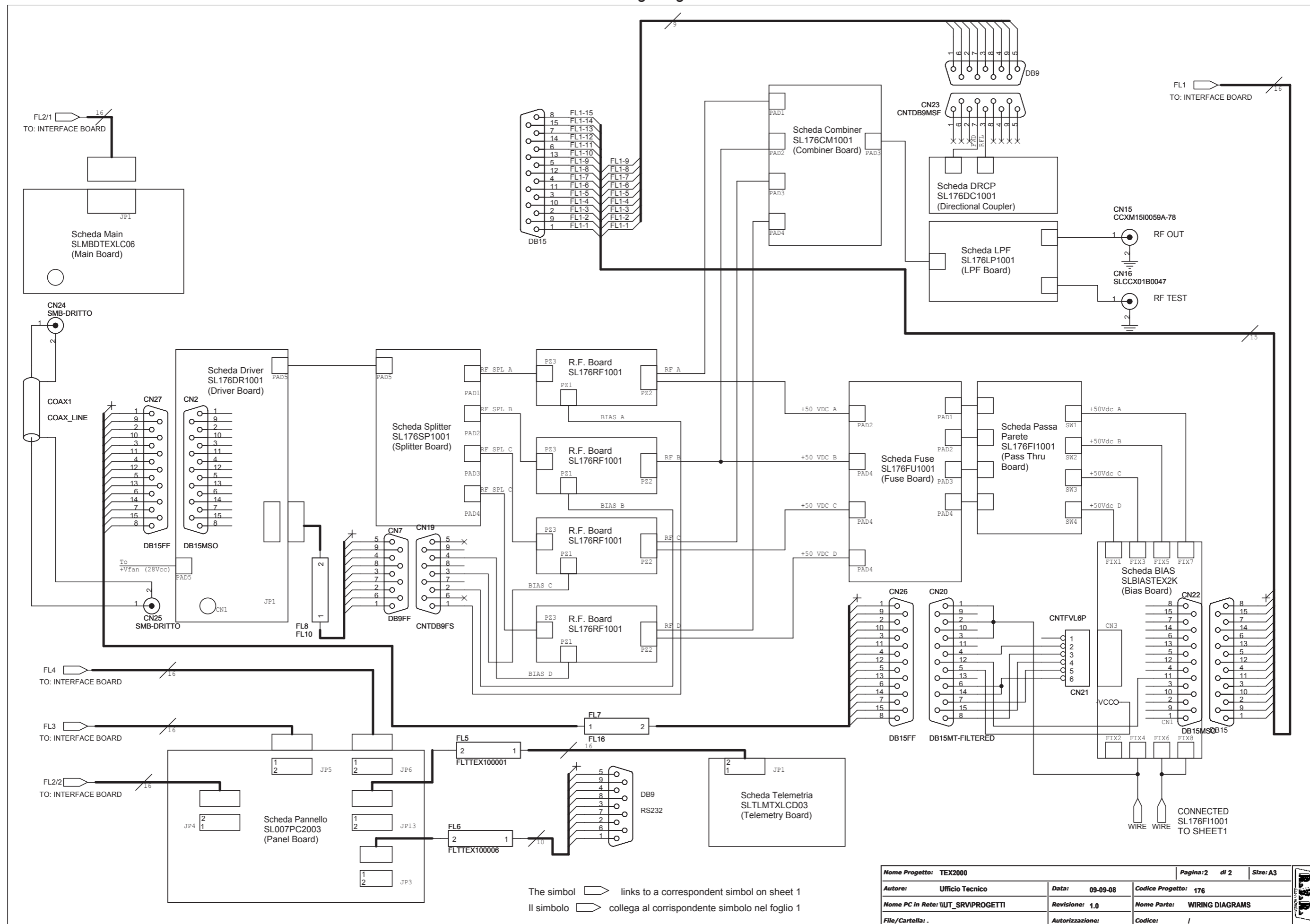
Date	Version	Reason	Code	Editor
07/10/2008	1.0	First Release	/	J.H. Berti
09/10/2009	1.1	SLMBDTEXLC07, SL176DC1001, SL007PC2003, SLBIASTEX2K, SL010IN5003 Upgraded. PSL2403-TEX2K Added.	/	J. H. Berti



The symbol  links to a correspondent symbol on sheet 2  
Il simbolo  collega al corrispondente simbolo nel foglio 2

-  FL1 TO: BIAS-CN14-LPF
-  FL4 TO: PANEL BOARD
-  FL3 TO: PANEL BOARD

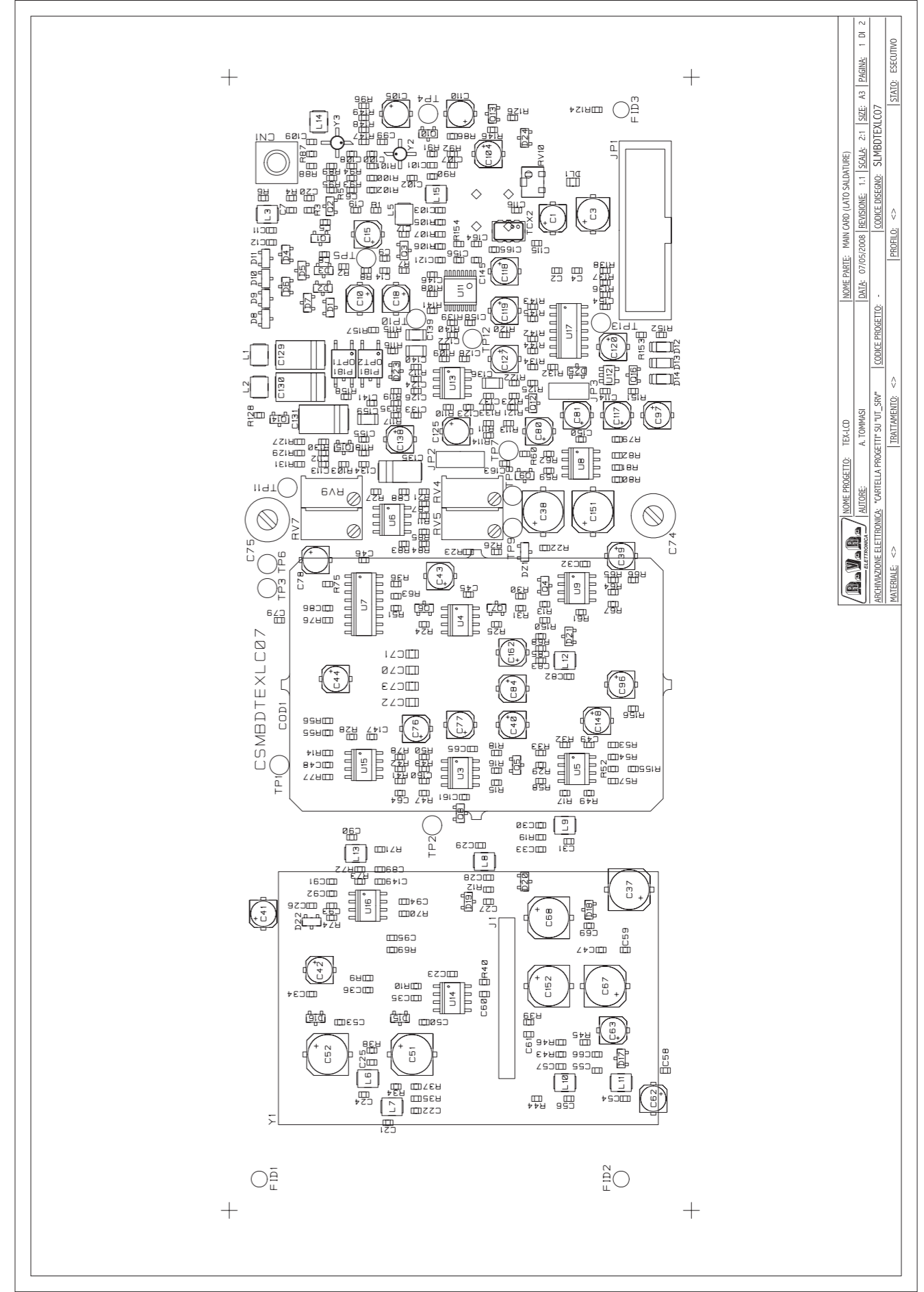
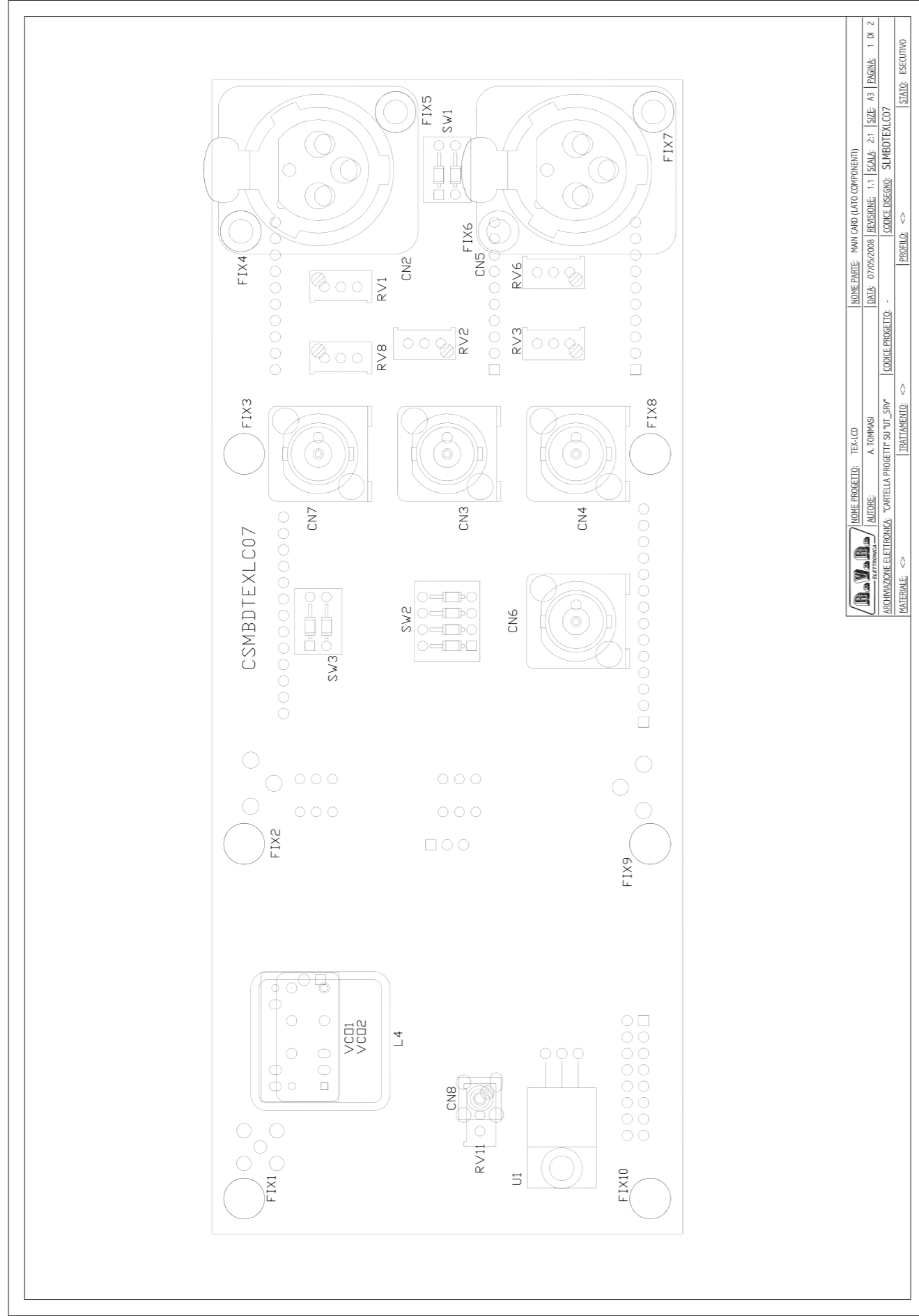
Nome Progetto: TEX2000		Pagina: 1 di 2		Size: A3
Autore: Ufficio Tecnico	Data: 09-09-08	Codice Progetto: 176		
Nome PC in Rete: \AUT_SRVI\PROGETTI	Revisione: 1.0	Nome Parte: WIRING DIAGRAMS		
File/Cartella: -	Autorizzazione:	Codice: /		

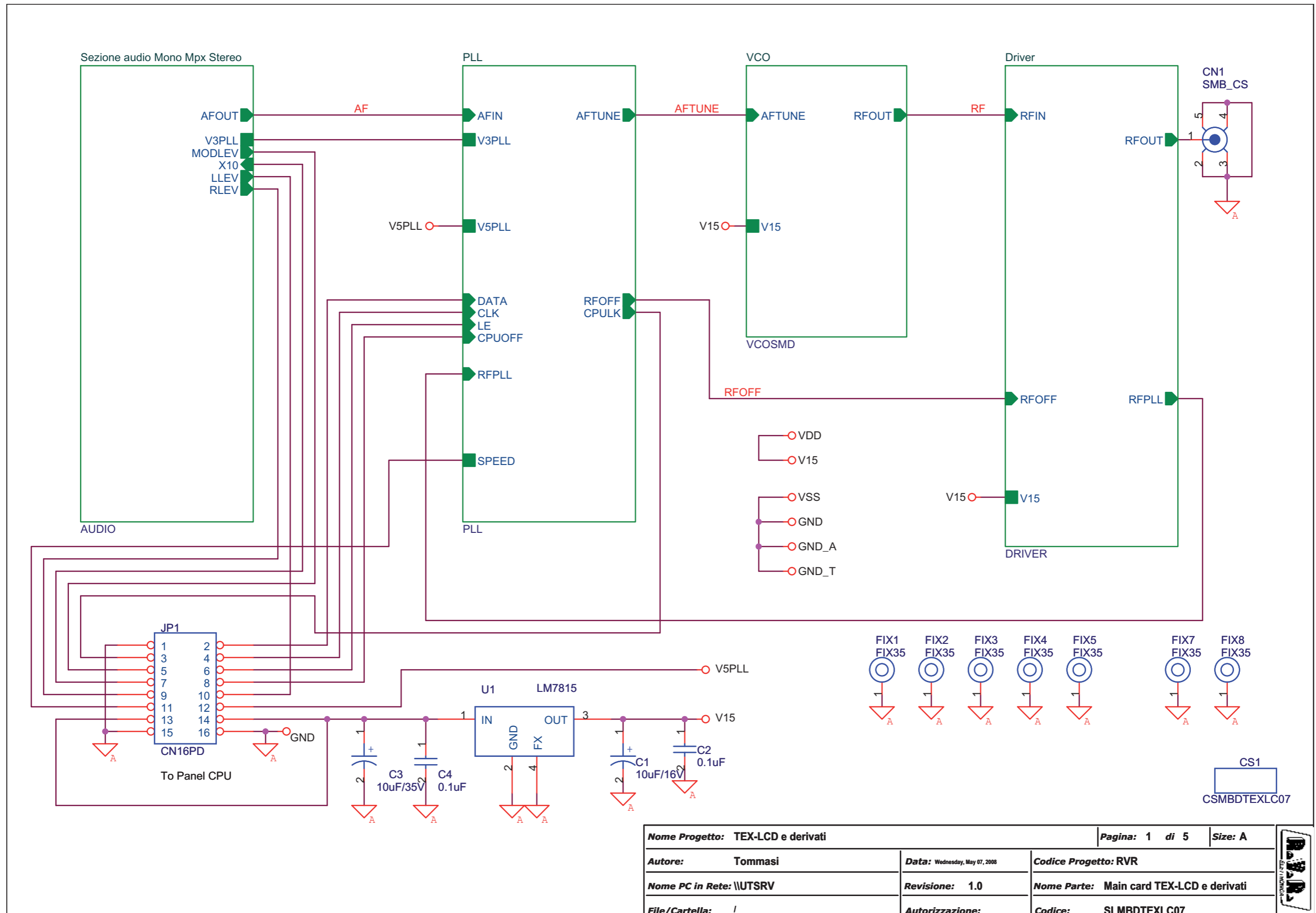


Nome Progetto: TEX2000		Pagina: 2 di 2		Size: A3
Autore: Ufficio Tecnico	Data: 09-09-08	Codice Progetto: 176		
Nome PC in Rete: WUT_SRVPROGETTI	Revisione: 1.0	Nome Parte: WIRING DIAGRAMS		
File/Cartella: .	Autorizzazione:	Codice: /		

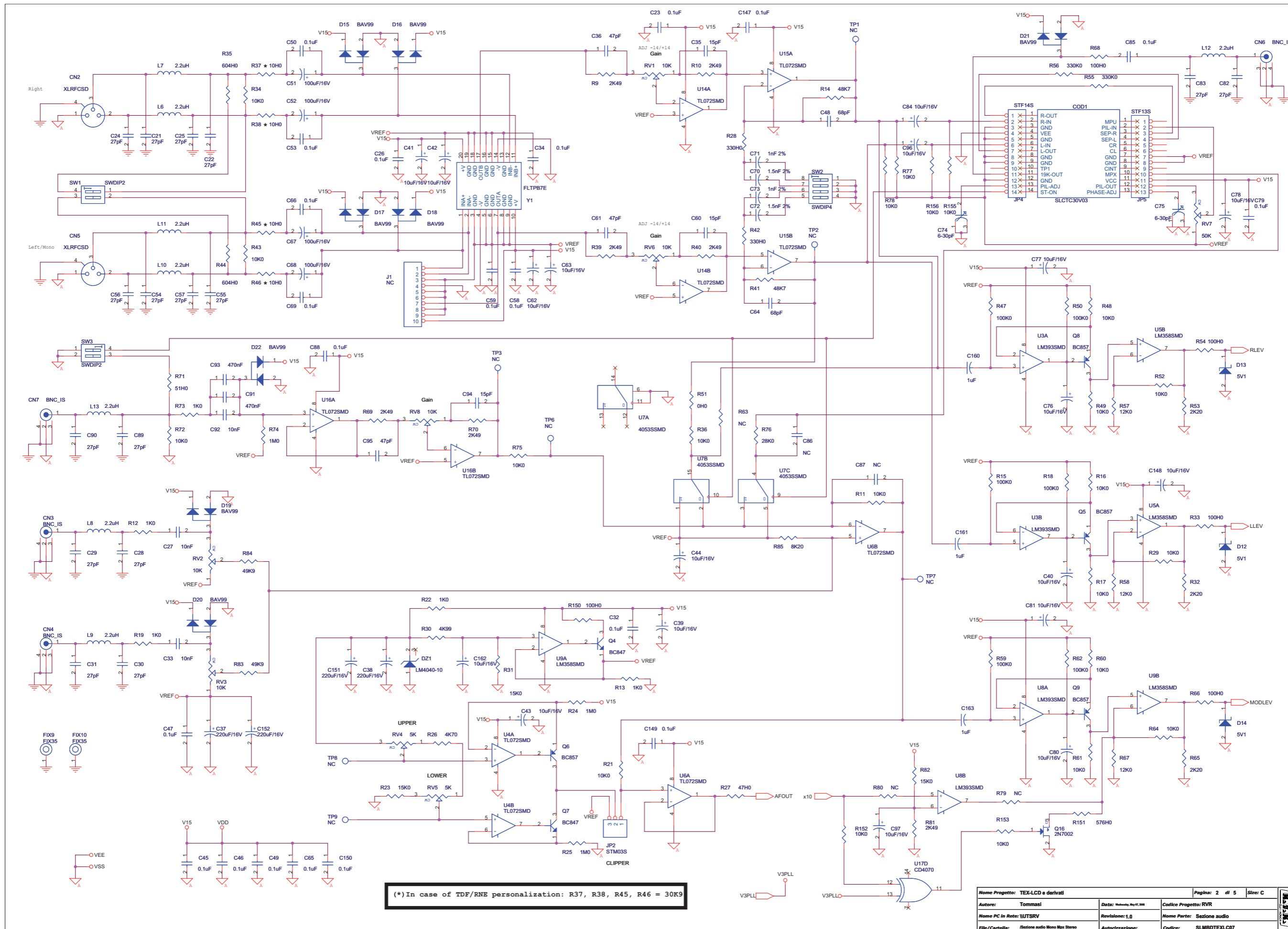
TEX2000LCD  
Rev.: 1,0  
09/09/2008

Item	Quantity	Reference	Part
1	1	CN1	CN08MSF
2	2	CN2, CN22	DB15MSO
3	2	CN3, CN6	CNTHDFK4GR
4	1	CN4	CNTHDFK4GV
5	1	CN5	CN02MSF
6	1	CN7	DB9FF
7	1	CN10	CNTMASF6PVL
8	1	CN11	CNTMASF10PVL
9	1	CN12	CNTBNCFPV
10	1	CN15	CCXM15I0059A-78
11	1	CN16	SLCCX01B0047
12	1	CN19	CNTDB9FS
13	1	CN20	DB15MT-FILTERED
14	1	CN21	CNTFVL6P
15	1	CN23	CNTDB9MSF
16	2	CN24, CN25	SMB-DRITTO
17	2	CN26, CN27	DB15FF
18	1	COAX1	COAX_LINE
19	1	FAN1	VTL4184
20	1	FAN2	VTL94114NH3
21	1	FAN2	VTL4114NH3
22	1	FIX	OUT_50V
23	1	FIX	FIX35
24	1	FIX	FIX4
25	1	FIX	TOR2
26	1	FL1	FLTTEX100005
27	1	FL2	FLTTEX100002
28	1	FL3	FLTTEX500007
29	1	FL4	FLTTE500007
30	1	FL4	FLTTEX100004
31	1	FL5	FLTTEX100001
32	1	FL6	FLTTEX100006
33	1	FL7	FL16
34	1	FL8	FL10
35	2	F1, F2	FUS10X38RP16
36	2	PF2, PF3	PFS10X38PAN
37	1	SW1	INT1V1009
38	4	ZZZ1, ZZZ2, ZZZ3, ZZZ4	ZZZ

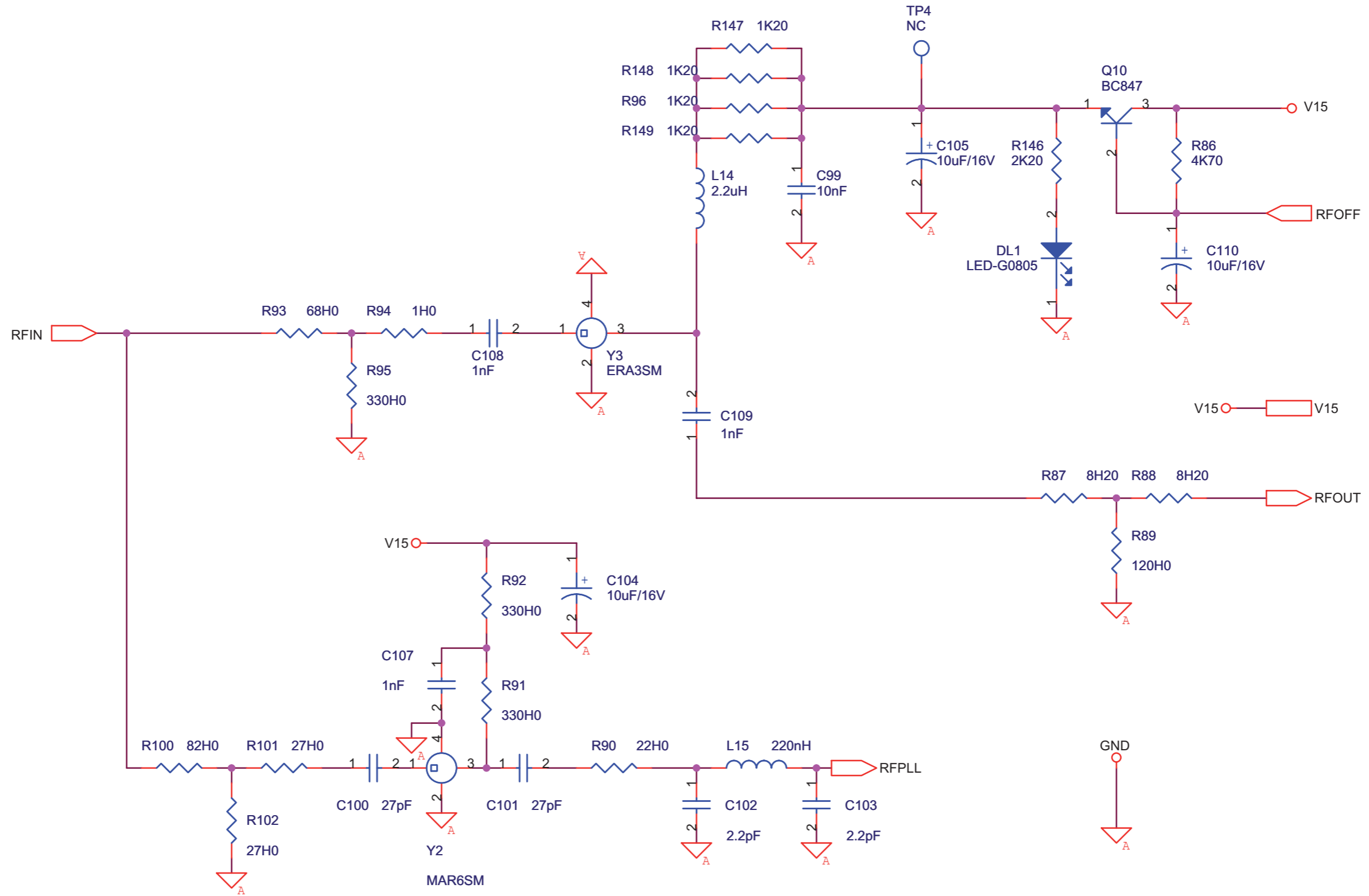




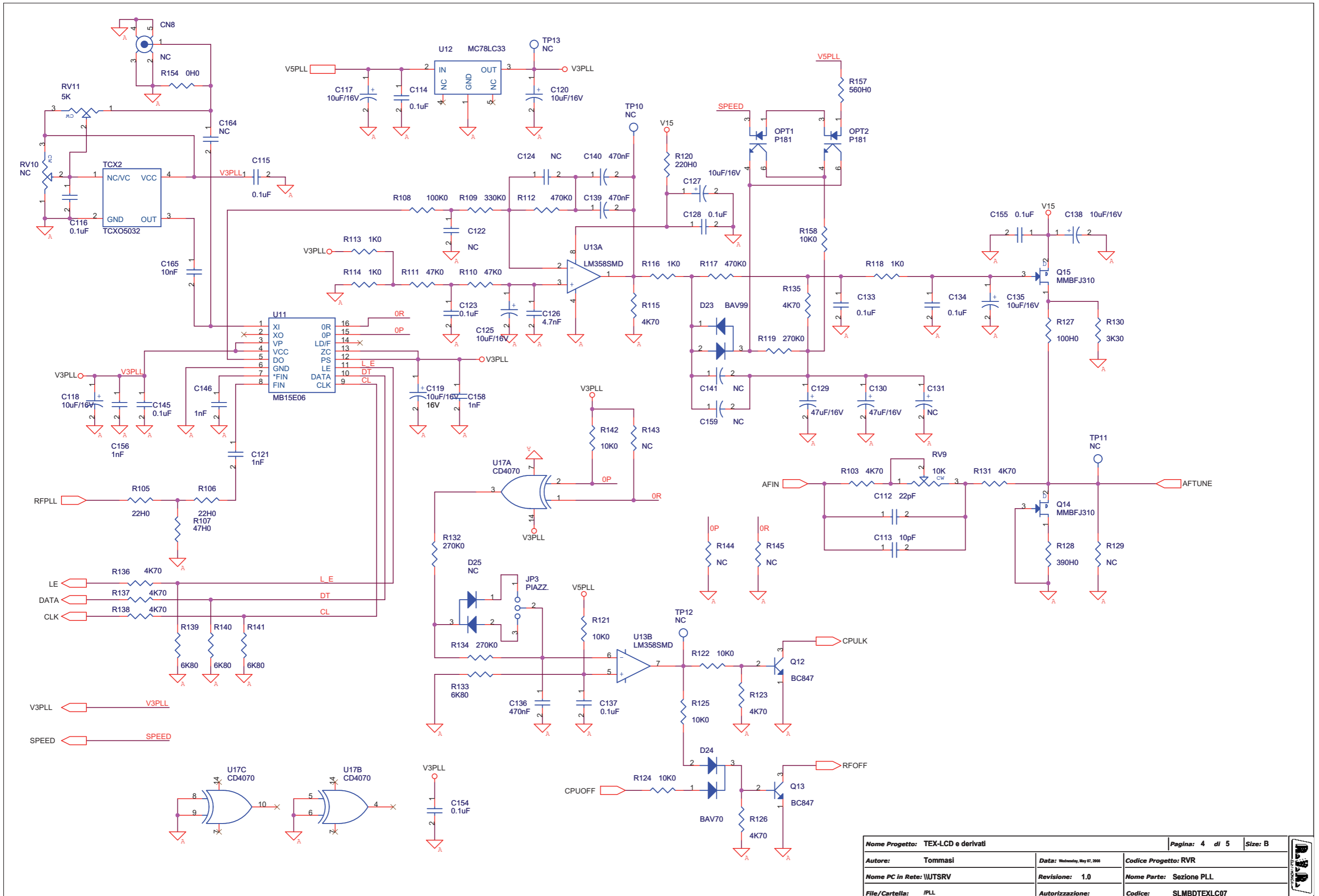
Nome Progetto: TEX-LCD e derivati		Pagina: 1 di 5	Size: A
Autore: Tommasi	Data: Wednesday, May 07, 2008	Codice Progetto: RVR	
Nome PC in Rete: \\UTSRV	Revisione: 1.0	Nome Parte: Main card TEX-LCD e derivati	
File/Cartella: /	Autorizzazione:	Codice: SLMBDTEXLC07	



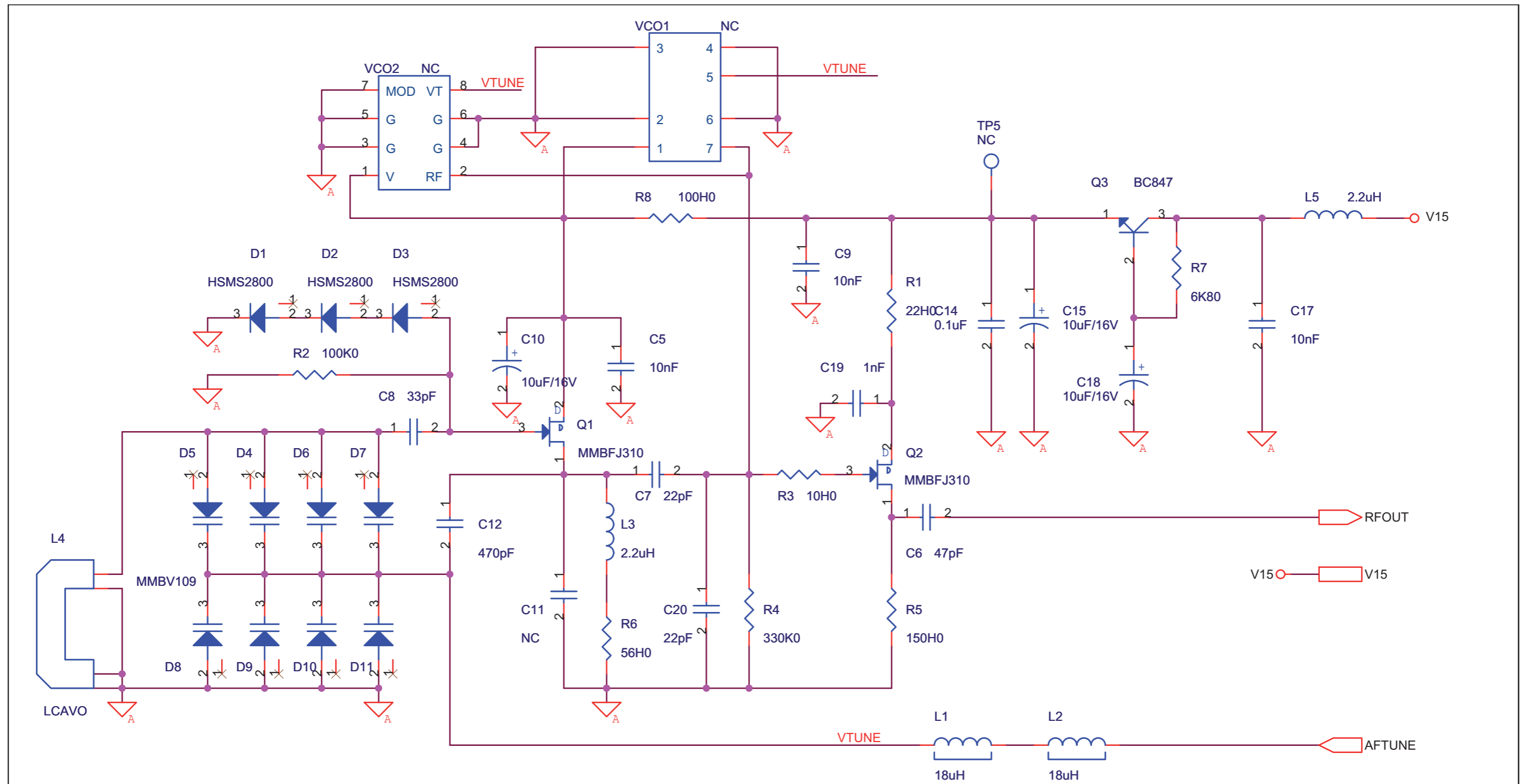




Nome Progetto: TEX-LCD e derivati		Pagina: 3 di 5	Size: A
Autore: Tommasi	Data: Wednesday, May 07, 2008	Codice Progetto: RVR	
Nome PC in Rete: \\UTSRV	Revisione: 1.0	Nome Parte: Sezione Driver	
File/Cartella: /Driver	Autorizzazione:	Codice: SLMBDTEXLC07	



Nome Progetto: TEX-LCD e derivati		Pagina: 4 di 5		Size: B
Autore: Tommasi	Data: Wednesday, May 07, 2006	Codice Progetto: RVR		
Nome PC in Rete: \UTSRV	Revisione: 1.0	Nome Parte: Sezione PLL		
File/Cartella: PLL	Autorizzazione:	Codice: SLMBDTEXLC07		



Il cavo e' montato lato saldature

Nome Progetto: TEX-LCD e derivati		Pagina: 5 di 5	Size: A
Autore: Tommasi	Data: Wednesday, May 07, 2008	Codice Progetto: RVR	
Nome PC in Rete: \\UTSRV	Revisione: 1.0	Nome Parte: Sezione VCO	
File/Cartella: NCO	Autorizzazione:	Codice: SLMBDTEXLC07	

Main card TEX-LCD e derivati Revised: 07/05/2008  
SLMBDTEXLC07 Revision: 1.0

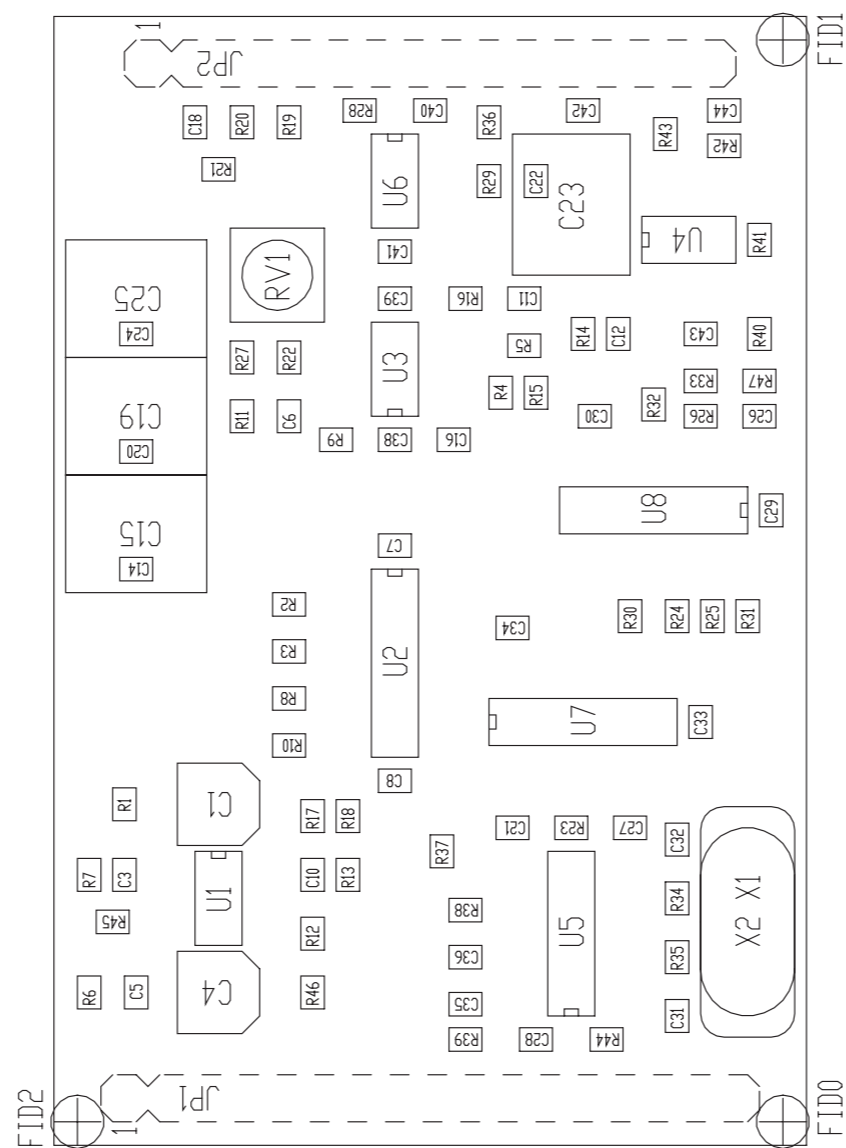
TEX-LCD e derivati  
RVR  
Tommasi


Item	Quantity	Reference	Part	Description	Code
1	1	CN1	SMB_CS	Connettore SMB cs	CNTSMBMCSD
2	2	CN2,CN5	XLRFCSD	Connettore XLR femm. cs	CNTXLRFCSD3P
3	4	CN3,CN4,CN6,CN7	BNC_IS	Connettore BNC metallico	CNTBNCFCSDM
4	1	CN8	NC	Connettore SMB cs	
5	1	COD1	SLCTC30V03	Coder stereo IRV30CT	SLCTC30V03
6	1	CS1	CSMBDTEXLC07	Circuito stampato	CSMBDTEXLC07
7	32	C1,C10,C15,C18,C39,C40, C41,C42,C43,C44,C62,C63, C76,C77,C78,C80,C81,C84, C96,C97,C104,C105,C110, C117,C118,C119,C120,C125, C127,C138,C148,C162	10uF/16V	Cond. Elett. SMD d. 4mm	CES106A160
8	35	C2,C4,C14,C23,C26,C32, C34,C45,C46,C47,C49,C50, C53,C58,C59,C65,C66,C69, C79,C85,C88,C114,C115, C116,C123,C128,C133,C134, C137,C145,C147,C149,C150, C154,C155	0.1uF	Cond. SMD 0805	CCC085104KXC
9	1	C3	10uF/35V	Cond. Elett. SMD d. 5mm	CES106B350
10	8	C5,C9,C17,C27,C33,C92, C99,C165	10nF	Cond. SMD 0805	CCC085103KXC
11	4	C6,C36,C61,C95	47pF	Cond. SMD 0805	CCC085470JCC
12	3	C7,C20,C112	22pF	Cond. SMD 0805	CCC085220JCC
13	1	C8	33pF	Cond. SMD 0805	CCC085330JCC
14	6	C11,C86,C87,C122,C124, C164	NC	Cond. SMD 0805	
15	1	C12	470pF	Cond. SMD 0805	CCC085471JCC
16	8	C19,C107,C108,C109,C121, C146,C156,C158	1nF	Cond. SMD 0805	CCC085102JNC
17	18	C21,C22,C24,C25,C28,C29, C30,C31,C54,C55,C56,C57, C82,C83,C89,C90,C100, C101	27pF	Cond. SMD 0805	CCC085270JCC
18	3	C35,C60,C94	15pF	Cond. SMD 0805	CCC085150JCC
19	4	C37,C38,C151,C152	220uF/16V	Cond. Elett. SMD d. 6.3mm	CES227E160
20	2	C48,C64	68pF	Cond. SMD 0805	CCC085680JCC
21	4	C51,C52,C67,C68	100uF/16V	Cond. Elett. SMD d. 6.3mm	CES107C160
22	2	C70,C72	1.5nF 2%	Cond. SMD 0805 COG	CCC085152GCC
23	2	C71,C73	1nF 2%	Cond. SMD 0805 COG	CCC085102GCC
24	2	C74,C75	6-30pF	Comp. ceramico dia. 7mm	CVC300D07
25	2	C91,C93	470nF	Cond. SMD 0805	CCC085474KXC
26	2	C102,C103	2.2pF	Cond. SMD 0805	CCC0852P2JCC
27	1	C113	10pF	Cond. SMD 0805	CCC085100JCC
28	1	C126	4.7nF	Cond. SMD 0805	CCC085472KXC
29	2	C129,C130	47uF/16V	Cond. Elett. SMD Tant. size D	CET476D160SM
30	1	C131	NC	Cond. Elett. SMD Tant. size D	
31	1	C135	10uF/16V	Cond. Elett. SMD Tant. size C	CET106C160SM
32	3	C136,C139,C140	470nF	Cond. SMD 1206	CCC126474KXC
33	2	C141,C159	NC	Cond. SMD 1206	
34	3	C160,C161,C163	1uF	Cond. SMD 0805	CCC085105KYC
35	1	DL1	LED-G0805	LED SMD 0805	LEDV0805
36	1	DZ1	LM4040-10	Diodi Zener SMD SOT23	CILLM4040-10
37	3	D1,D2,D3	HSMS2800	Diode SMD SOT23	DISHSMS2800
38	8	D4,D5,D6,D7,D8,D9,D10, D11	MMBV109	Diode Varicap SMD SOT23	DIVMMBV109
39	3	D12,D13,D14	5V1	MINIMELF SMD Zener Diode	DIZ5V1MINI
40	9	D15,D16,D17,D18,D19,D20,	BAV99	Doppio Diode SMD SOT23	DISBAV99

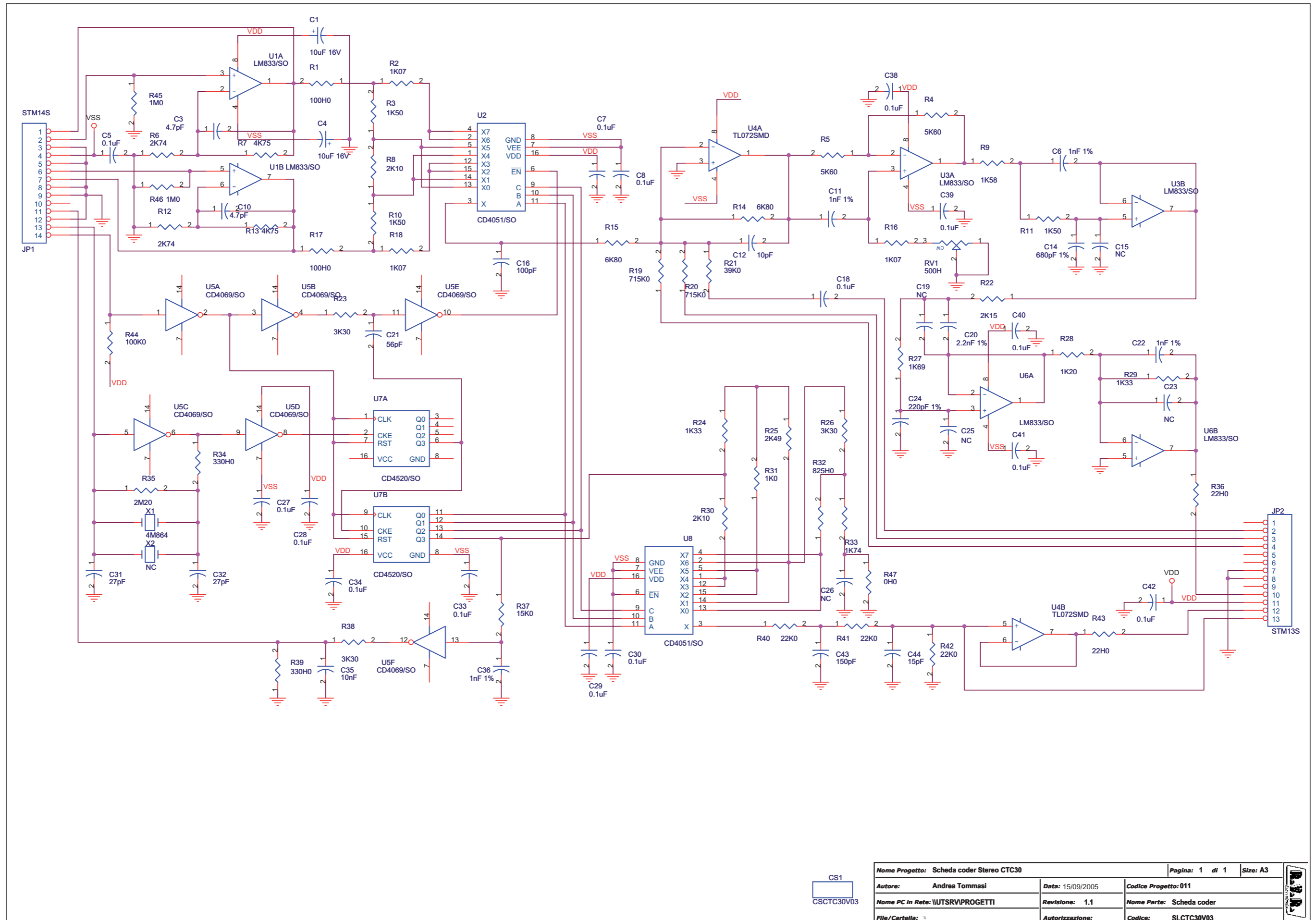
Item	Quantity	Reference	Part	Description	Code
				D21,D22,D23	
41	1	D24	BAV70	Doppio Diode SMD SOT23	DISBAV70
42	1	D25	NC	Doppio Diode SMD SOT23	
43	9	FIX1, FIX2, FIX3, FIX4, FIX5, FIX7, FIX8, FIX9, FIX10	FIX35	Foro fissaggio 3.5mm	
44	1	JP1	CN16PD	Connettore 16 poli Flat cs	CNTMCS16A
45	1	JP2	STM03S	Strip maschio 3 pin	CNTSTM40SDA
46	1	JP3	PIAZZ.		
47	1	JP4	STF14S	Strip femmina 14 pin	CNTSTF14SDB
48	1	JP5	STF13S	Strip femmina 13 pin	CNTSTF13SDB
49	1	J1	NC	Strip femmina 10 pin	
50	2	L1,L2	18uH		IMP18US120S
51	11	L3,L5,L6,L7,L8,L9,L10, L11,L12,L13,L14	2.2uH	Induttanza SMD 3225 (1210)	IMP2U2S120
52	1	L4	LCAVO	Induttanza a cavo RG	
53	1	L15	220nH	Induttanza SMD 3225 (1210)	IMP220NS120
54	2	OPT1,OPT2	TLP181	Optoisolatore SMD SO6	LEDTLP181
55	4	Q1,Q2,Q14,Q15	MMBFJ310	Trans. FET SOT23	TRNMMBFJ310
56	6	Q3,Q4,Q7,Q10,Q12,Q13	BC847	Trans. NPN SOT23	TRNBC847
57	4	Q5,Q6,Q8,Q9	BC857	Trans. PNP SOT23	TRNBC857
58	1	Q16	2N7002	Trans. FET SOT23	TRN2N7002SMD
59	6	RV1,RV2,RV3,RV6,RV8,RV9	10K	Trimmer Rg V 3296W	RVT3296WK010
60	3	RV4,RV5,RV11	5K	Trimmer Rg V 3296W	RVT3296WK005
61	1	RV7	50K	Trimmer Rg V 3296W	RVT3296WK050
62	1	RV10	NC	Trimm. multi SMD PVG5 Murata	
63	4	R1,R90,R105,R106	22H0	Res. SMD 0805	RCH085F0022H
64	8	R2,R15,R18,R47,R50,R59, R62,R108	100K0	Res. SMD 0805	RCH085F0100K
65	5	R3,R37,R38,R45,R46	10H0	Res. SMD 0805	RCH085F0010H
66	4	R4,R55,R56,R109	330K0	Res. SMD 0805	RCH085F0330K
67	1	R5	150H0	Res. SMD 0805	RCH085F0150H
68	1	R6	56H0	Res. SMD 0805	RCH085F0056H
69	5	R7,R133,R139,R140,R141	6K80	Res. SMD 0805	RCH085F006K8
70	7	R8,R33,R54,R66,R68,R127, R150	100H0	Res. SMD 0805	RCH085F0100H
71	7	R9,R10,R39,R40,R69,R70, R81	2K49	Res. SMD 0805	RCH085F02K49
72	28	R11,R16,R17,R21,R29,R34, R36,R43,R48,R49,R52,R60, R61,R64,R72,R75,R77,R78, R121,R122,R124,R125,R142, R152,R153,R155,R156,R158	10K0	Res. SMD 0805	RCH085F0010K
73	9	R12,R13,R19,R22,R73,R113, R114,R116,R118	1K0	Res. SMD 0805	RCH085F0001K
74	2	R14,R41	48K7	Res. SMD 0805	RCH085F048K7
75	3	R23,R31,R82	15K0	Res. SMD 0805	RCH085F0015K
76	3	R24,R25,R74	1M0	Res. SMD 0805	RCH085F0001M
77	11	R26,R86,R103,R115,R123, R126,R131,R135,R136,R137, R138	4K70	Res. SMD 0805	RCH085F004K7
78	2	R27,R107	47H0	Res. SMD 0805	RCH085F0047H
79	5	R28,R42,R91,R92,R95	330H0	Res. SMD 0805	RCH085J0330H
80	1	R30	4K99	Res. SMD 0805	RCH085F04K99
81	4	R32,R53,R65,R146	2K20	Res. SMD 0805	RCH085F002K2
82	2	R35,R44	604H0	Res. SMD 0805	RCH085F0604H
83	2	R51,R154	0H0	Res. SMD 0805	RCH085F0000H
84	3	R57,R58,R67	12K0	Res. SMD 0805	RCH085F0012K
85	7	R63,R79,R80,R129,R143, R144,R145	NC	Res. SMD 0805	
86	1	R71	51H0	Res. SMD 0805	RCH085F0051H
87	1	R76	28K0	Res. SMD 0805	RCH085F0028K
88	2	R83,R84	49K9	Res. SMD 0805	RCH085F049K9
89	1	R85	8K20	Res. SMD 0805	RCH085F008K2
90	2	R87,R88	8H20	Res. SMD 0805	RCH085F008H2
91	1	R89	120H0	Res. SMD 0805	RCH085F0120H

92	1	R93	68H0	Res. SMD 0805	RCH085F0068H
93	1	R94	1H0	Res. SMD 0805	RCH085F0001H
94	4	R96,R147,R148,R149	1K20	Res. SMD 0805	RCH085F001K2
95	1	R100	82H0	Res. SMD 0805	RCH085F0082H
96	2	R101,R102	27H0	Res. SMD 0805	RCH085F0027H
97	2	R110,R111	47K0	Res. SMD 0805	RCH085F0047K
98	2	R112,R117	470K0	Res. SMD 0805	RCH085F0470K
99	3	R119,R132,R134	270K0	Res. SMD 0805	RCH085F0270K
100	1	R120	220H0	Res. SMD 0805	RCH085F0220H
101	1	R128	390H0	Res. SMD 0805	RCH085F0390H
102	1	R130	3K30	Res. SMD 0805	RCH085F003K3
103	1	R151	576H0	Res. SMD 0805	RCH085F0576H
104	1	R157	560H0	Res. SMD 0805	RCH085F0560H
105	2	SW1,SW3	SWDIP2	Dip switch 2 vie	DSW2VO
106	1	SW2	SWDIP4	Dip switch 4 vie	DSW4VO
107	1	TCX2	TCXO5032	TCXO SMD 5x3.2mm	QRZ000010MMV
108	13	TP1,TP2,TP3,TP4,TP5,TP6,TP7,TP8,TP9,TP10,TP11,TP12,TP13	NC	Test point	
109	1	U1	LM7815	Stabilizzatore TO220	CIL7815P
110	2	U3,U8	LM393SMD	Dual Comp. SMD SO8	CILLM393SMD
111	3	U5,U9,U13	LM358SMD	Dual Op. SMD SO8	CILLM358SMD
112	5	U4,U6,U14,U15,U16	TL072SMD	Dual Op. SMD SO8	CILTL082SMD
113	1	U7	4053SSMD	Analog Switch SMD SO16	CIDCD4053S
114	1	U11	MB15E06	Integrated PLL	CIDMB15E06
115	1	U12	MC78LC33	Stab. SMD SOT23-5	CIL78LC33
116	1	U17	CD4070	Quad XOR	CID4070SMD
117	1	VCO1	NC		
118	1	VCO2	NC	VCO SKY 8 pin FVC7MD	
119	1	Y1	FLTPB7E	Filtro Audio Stereo Positron	FLTPB7E
120	1	Y2	MAR6SM	Ibrido MAR/ERA	MIBMAR6SMD
121	1	Y3	ERA3SM	Ibrido MAR/ERA	MIBERA3-SM

NOTE: In TDF/RNE Personalization R37, R38, R45, R46 = 30K9



	NOME PROGETTO: SCHEDA CODER STEREO CTC30	NOME PARTE: SCHEDA CODER STEREO CTC30
ARCHIVIAZIONE ELETTRONICA: "CARTELLA PROGETTI" SU "UT_SRV"	AUTORE: TOMMASI	DATA: 08/04/2004
MATERIALE: FR4-74 1.6mm Cu 35um	CODICE PROGETTO: 011	REVISIONE: 1.0
TRATTAMENTO: STANDARD COSTRUTTORE	CODICE DISEGNO: SLCTC30V03	SCALA: 2:1
	PROFILO: /	SIZE: A4
		PAGINA: 1 DI 1
		STATO: ESECUTIVO



Nome Progetto: Scheda coder Stereo CTC30		Pagina: 1 di 1	Size: A3
Autore: Andrea Tommasi	Data: 15/09/2005	Codice Progetto: 011	
Nome PC in Rete: \UTSRV\PROGETTI	Revisione: 1.1	Nome Parte: Scheda coder	
File/Cartella:	Autorizzazione:	Codice: SLCTC30V03	

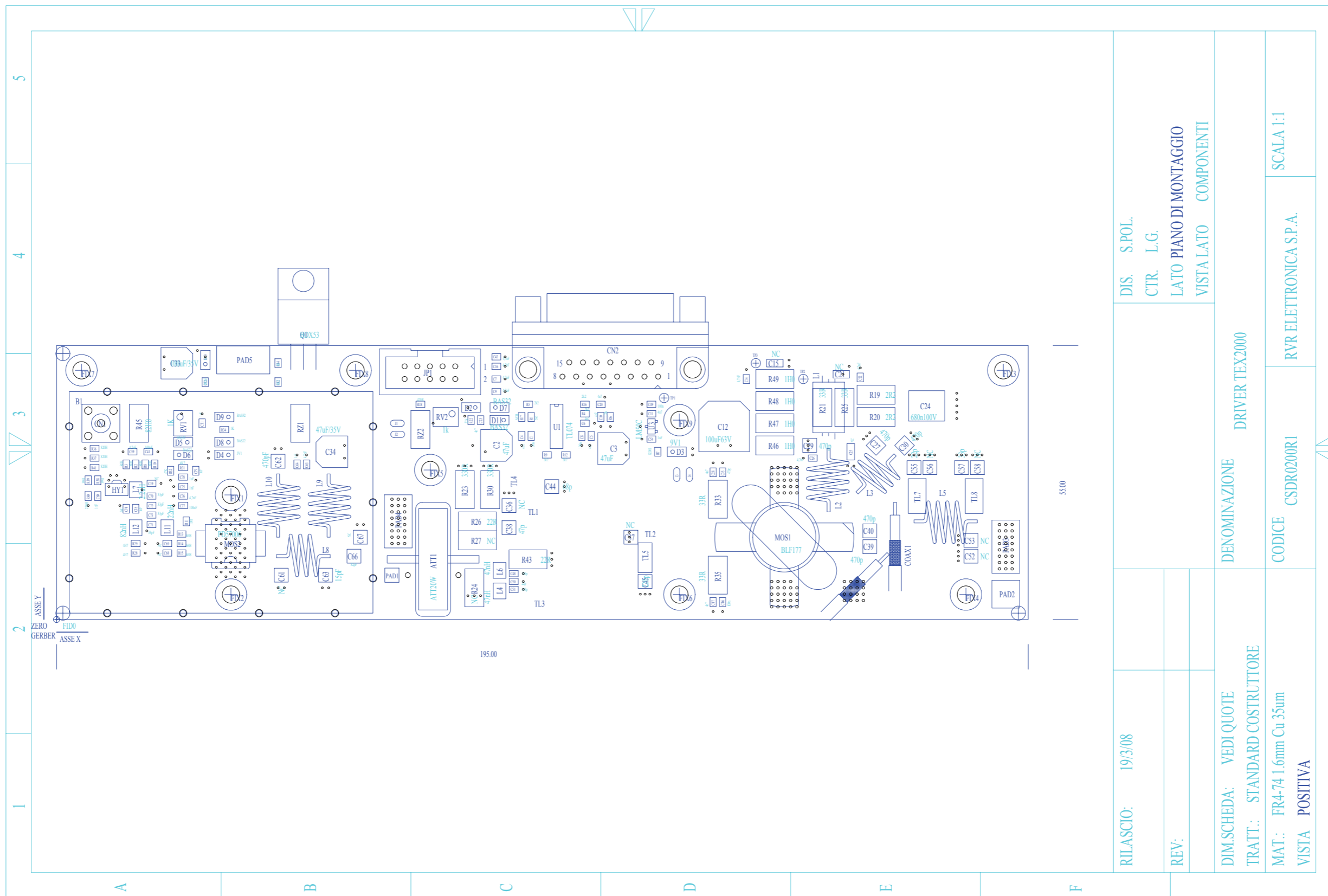
Scheda coder Revised: Thursday, September 15, 2005  
SLCTC30V03 Revision: 1.1  
Scheda coder Stereo CTC30  
11

Andrea Tommasi

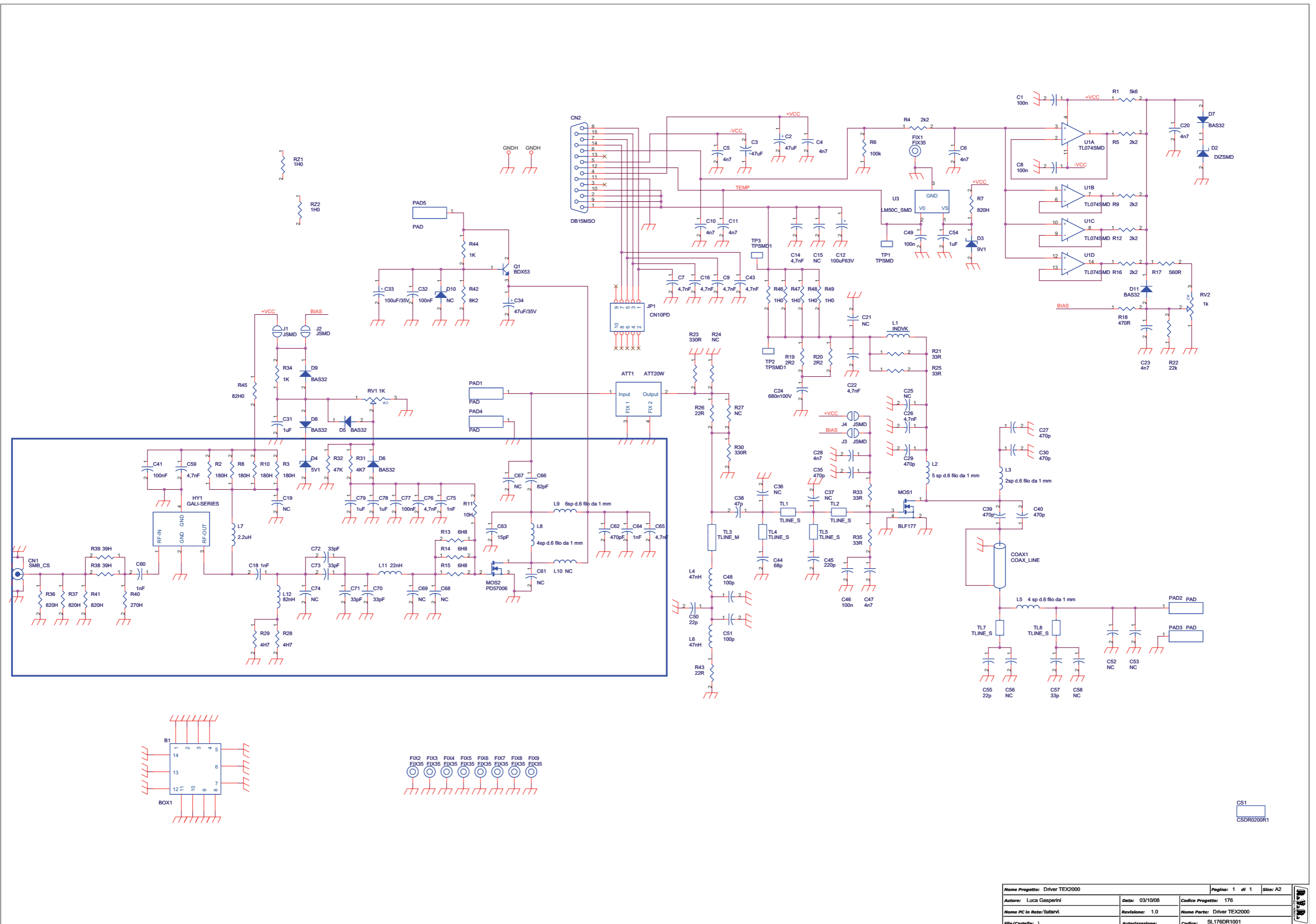
Item	Q.ty	Reference	Part	Description	
1	1	CS1	CSCTC30V03	Circuito stampato	
2	2	C1, C4	10uF 16V	Cond. Elett. SMD d. 4mm	
3	2	C3, C10	4.7pF	Cond. SMD 0805	
4	15	C5, C7, C8, C18, C27, C28, C29, C30, C33, C34, C38, C39, C40, C41, C42	0.1uF	Cond. SMD 0805	
5	4	C6, C11, C22, C36	1nF 1%	Cond. SMD 0805 COG	Nota 1
6	1	C12	10pF	Cond. SMD 0805	
7	1	C14	680pF 1%	Cond. SMD 0805 COG	Nota 1
8	4	C15, C19, C23, C25	NC	Cond. Poliestere p 5mm (5*7mm)	
9	1	C16	100pF	Cond. SMD 0805	
10	1	C20	2.2nF 1%	Cond. SMD 0805 COG	Nota 1
11	1	C21	56pF	Cond. SMD 0805	
12	1	C24	220pF 1%	Cond. SMD 0805 COG	Nota 1
13	1	C26	NC	Cond. SMD 0805	
14	2	C31, C32	27pF	Cond. SMD 0805	
15	1	C35	10nF	Cond. SMD 0805	
16	1	C43	150pF	Cond. SMD 0805	
17	1	C44	15pF	Cond. SMD 0805	
18	1	JP1	STM14S	Strip maschio 14 pin	
19	1	JP2	STM13S	Strip maschio 13 pin	
20	1	RV1	500H	Trimmer SMD	
21	2	R1, R17	100H0	Res. SMD 0805	
22	3	R2, R16, R18	1K07	Res. SMD 0805	
23	3	R3, R10, R11	1K50	Res. SMD 0805	
24	2	R4, R5	5K60	Res. SMD 0805	
25	2	R6, R12	2K74	Res. SMD 0805	
26	2	R7, R13	4K75	Res. SMD 0805	
27	2	R8, R30	2K10	Res. SMD 0805	
28	1	R9	1K58	Res. SMD 0805	
29	2	R14, R15	6K80	Res. SMD 0805	
30	2	R19, R20	715K0	Res. SMD 0805	
31	1	R21	39K0	Res. SMD 0805	
32	1	R22	2K15	Res. SMD 0805	
33	3	R23, R26, R38	3K30	Res. SMD 0805	
34	2	R24, R29	1K33	Res. SMD 0805	
35	1	R25	2K49	Res. SMD 0805	
36	1	R27	1K69	Res. SMD 0805	
37	1	R28	1K20	Res. SMD 0805	
38	1	R31	1K0	Res. SMD 0805	
39	1	R32	825H0	Res. SMD 0805	
40	1	R33	1K74	Res. SMD 0805	
41	2	R34, R39	330H0	Res. SMD 0805	
42	1	R35	2M20	Res. SMD 0805	
43	2	R36, R43	22H0	Res. SMD 0805	
44	1	R37	15K0	Res. SMD 0805	
45	3	R40, R41, R42	22K0	Res. SMD 0805	
46	1	R44	100K0	Res. SMD 0805	
47	2	R45, R46	1M0	Res. SMD 0805	
48	1	R47	0H0	Res. SMD 0805	
49	3	U1, U3, U6	LM833/SO	Dual Op. SMD SO8	
50	2	U2, U8	CD4051/SO	Analog Switch SMD SO16	
51	1	U4	TL072SMD	Dual Op. SMD SO8	
52	1	U5	CD4069/SO	Hex inverter SO14	
53	1	U7	CD4520/SO	Dual binary counter	Nota 2
54	1	X1	4M864	Quarzo SMD HC49SMD	
55	1	X2	NC	Quarzo HC18	

<b>Nota 1</b>	Attenzione COG vanno bene anche al 2%
<b>Nota 2</b>	Non montare PHILIPS
	Tutte le resistenze vanno al 1%
	Tutti i condensatori dove il valore lo consente vogliono NP0





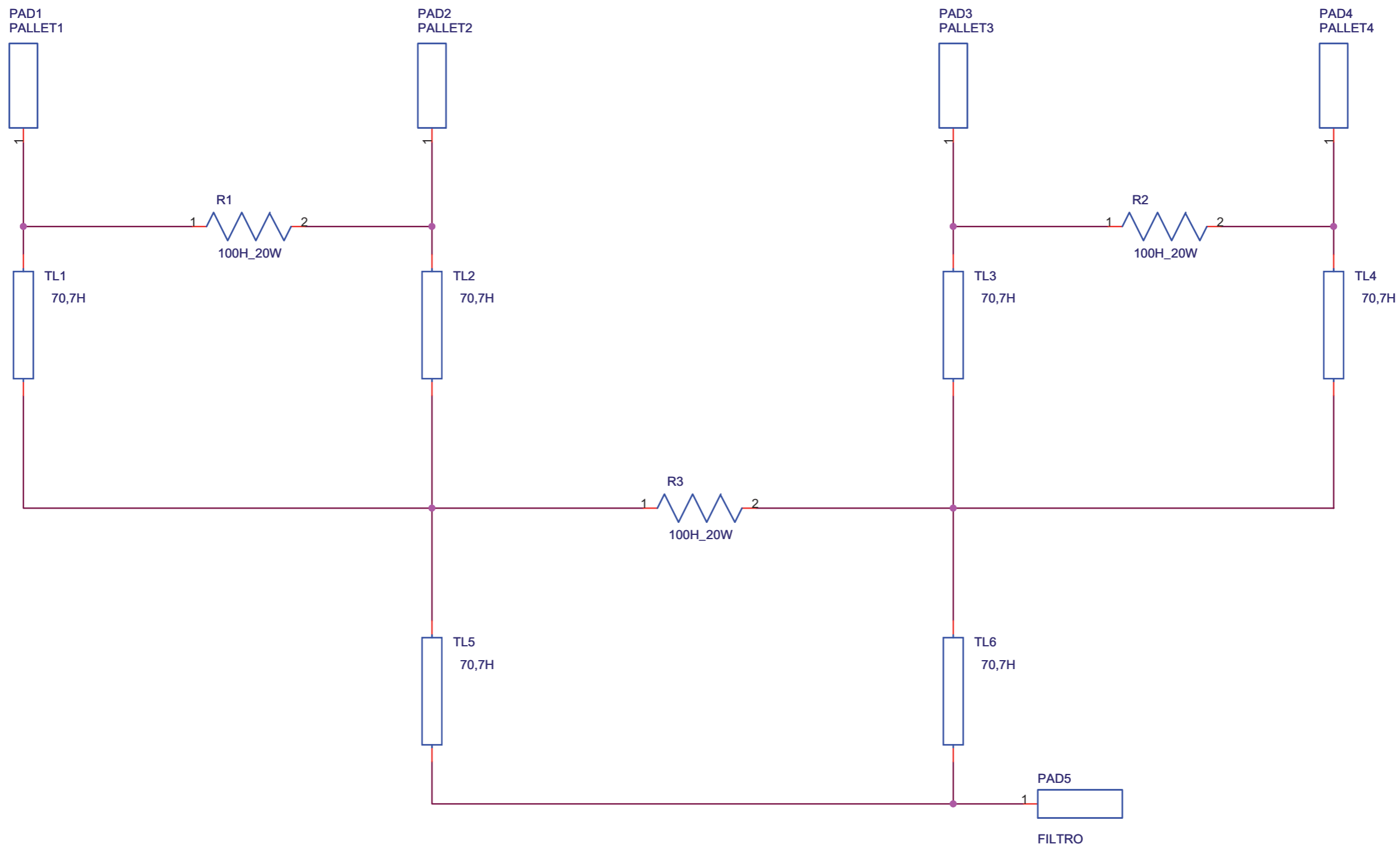
RILASCIO:	19/3/08	DIS. S.POL.	
REV:		CTR. L.G.	
DIM.SCHEDA:	VEDI QUOTE	LATO PIANO DI MONTAGGIO	
TRATT.:	STANDARD COSTRUTTORE	VISTA LATO COMPONENTI	
MAT.:	FR4-74 1.6mm Cu 35um		
VISTA	POSITIVA		
DENOMINAZIONE		DRIVER TEX2000	
CODICE		CSDR0200R1	RVR ELETTRONICA S.P.A.
		SCALA 1:1	



Nome Progetto: Driver TEX2000		Pagina: 1 di 1		Size: A2
Autore: Luca Gasparini	Data: 03/10/08	Codice Progetto: 176		
Nome PC in Rete: lutsrvi	Revisione: 1.0	Nome Parte: Driver TEX2000		
File/Cartella: \	Autorezzazione:	Codice: SL176DR1001		

Driver TEX2000 Revised: 03/10/2008  
CSDR0200R1 Revision: 1.0  
Driver TEX2000  
176  
Luca Gasperini

Item	Quar	Reference	Part	{description}	
1	1	ATT1	ATT20W	NC	
2	1	B1	BOX1	Box VCO PTX-LCD	BOXVCO057/A
3	1	CN1	SMB_CS	Connettore SMB cs	CNTSMBMCS
4	1	CN2	DB15MSO	Connettore DB15 mas. cs 90°	CNTDB15MCFAT
5	1	COAX1	COAX_LINE	Cavo coax	Coax 25H taglio 48
6	1	CS1	CSDR0200R1	Circuito stampato	CSDR0200R1
8	2	C3, C2, C34	47uF/25V	Cond. Elett. SMD d. 6.3mm	CES476C350
9	9	C4, C5, C6, C10, C11, C20, C23, C28, C47, C7, C9, C14, C16, C22, C26, C43, C59, C65, C76	4n7	Cond. SMD 0805	CCC085472KXC
11	1	C12	100uF63V	Cond. Elett. SMD d. 10mm	CES107DE630
12	3	C15, C21, C25	NC	Cond. SMD 1206	
13	4	C18, C60, C64, C75	1nF	Cond. SMD 0805	CCC085102JNC
14	4	C19, C68, C69, C74	NC	Cond. SMD 0805	
15	1	C24	680n100V	Cond. SMD 2824	CPE684K1010
16	5	C27, C29, C30, C39, C40, C63	470p	Cond. SMD 1212 HQ	CHQ471JA501
17	4	C31, C54, C78, C79	1uF	Cond. SMD 0805	CCC085105KYC
18	3	C32, C41, C77, C1, C8, C46, C49	100nF	Cond. SMD 0805	CCC085104KXC
19	1	C33	100uF/35V	Cond. Elett. SMD d. 6.3mm	CES107E350
21	1	C35	470p	Cond. SMD 0805	CCC085471JCC
22	8	C36, C37, C52, C53, C56, C58, C61, C67	NC	Cond. SMD 1212 HQ	
23	1	C38	47p	Cond. SMD 1212 HQ	CHQ470JA501
24	1	C44	68p	Cond. SMD 1212 HQ	CHQ680JA501
25	1	C45	220p	Cond. SMD 1212 HQ	CHQ221JA201
26	2	C48, C51	100p	Cond. SMD 0805 COG	CCC085101JCC
27	1	C50	22p	Cond. SMD 0805 COG	CCC085221FCC
28	1	C55	22p	Cond. SMD 1212 HQ	CHQ220JA501
29	1	C57	33p	Cond. SMD 1212 HQ	CHQ330JA501
30	1	C63	15pF	Cond. SMD 1212 HQ	CHQ150JA501
32	1	C66	82pF	Cond. SMD 1212 HQ	CHQ820JA501
33	4	C70, C71, C72, C73	33pF	Cond. SMD 0805	CCC085330JCC
34	1	D2, D7	NC	MINIMELF SMD Zener Diode	
35	1	D3	9V1	MINIMELF SMD Zener Diode	DIZ9V1MINI
36	1	D4	5V1	MINIMELF SMD Zener Diode	DIZ5V1MINI
37	6	D5, D6, D8, D9, D11	BAS32	MINIMELF SMD Diode	DISBAS32MINI
38	1	D10	NC	MINIMELF SMD Zener Diode	
40	8	FIX1, FIX2, FIX3, FIX4, FIX5, FIX6, FIX7, FIX8, FIX9	FIX35	Foro fissaggio 3.5mm	
41	1	HY1	GALI 74 o 84	RF HIBRYD AMPLIFIER	CILGALI74
42	1	JP1	CN10PD	Connettore 10 poli Flat cs	CNTMCS10A
43	4	J1, J2, J3, J4	JSM	Pad SMD a saldare	
44	1	L1	INDVK	Induttanza cilindrica VK200	IMPVK00A
45	2	L8, L5	4sp d.6 filo da 1mm	Bobina avvolta in aria	BOB01020005A
46	1	L3	2sp d.6 filo da 1mm	Bobina avvolta in aria	BOB01020019A
47	2	L4, L6	47nH	Induttanza SMD 3225 (1210)	IMP47NS120
48	1	L7	2.2uH	Induttanza SMD 3225 (1210)	IMP2U2S120
49	1	L9	6sp d.6 filo da 1mm	Bobina avvolta in aria	BOB01020091A
50	2	L2	5sp d.6 filo da 1mm	Bobina avvolta in aria	BOB01020006A
51	1	L11	22nH	Induttanza SMD 3225 (1210)	IMP22NS120
52	1	L12	82nH	Induttanza SMD 3225 (1210)	IMP82NS120
53	1	MOS1	BLF177	Power mosfet RF	TRNBLF177
54	1	MOS2	PD57006	LD-MOS	TRNPD57006E
55	2	PAD2, PAD1	PAD	Pad a saldare	
56	3	PAD3, PAD4, PAD5	PAD	Pad a saldare 5x10 mm	
57	1	Q1	BDX53	Trans. NPN TO220	TRNBDX53
58	2	RV1, RV2	1k	Trimm. multi SMD PVG5 Murata	RVT3269WK001
59	1	R1	5k6	Res. SMD 0805	RCH085F005K6
60	4	R2, R3, R8, R10	180H	Res. SMD 0805	RCH085F0180H
61	5	R4, R5, R9, R12, R16	2k2	Res. SMD 0805	RCH085F002K2
62	1	R6	100k	Res. SMD 0805	RCH085F0100K



CS1  
CSSP0203R1

Nome Progetto: TEX2000		Pagina: 1 di 1	Size: A4
Autore: Gasperini Luca	Data: Monday, June 16, 2008	Codice Progetto: 176	
Nome PC in Rete: \\	Revisione: 1.0	Nome Parte: SPLITTER	
File/Cartella: /	Autorizzazione:	Codice: SL176SP1001	



SPLITTER Revised: Monday, June 16, 2008

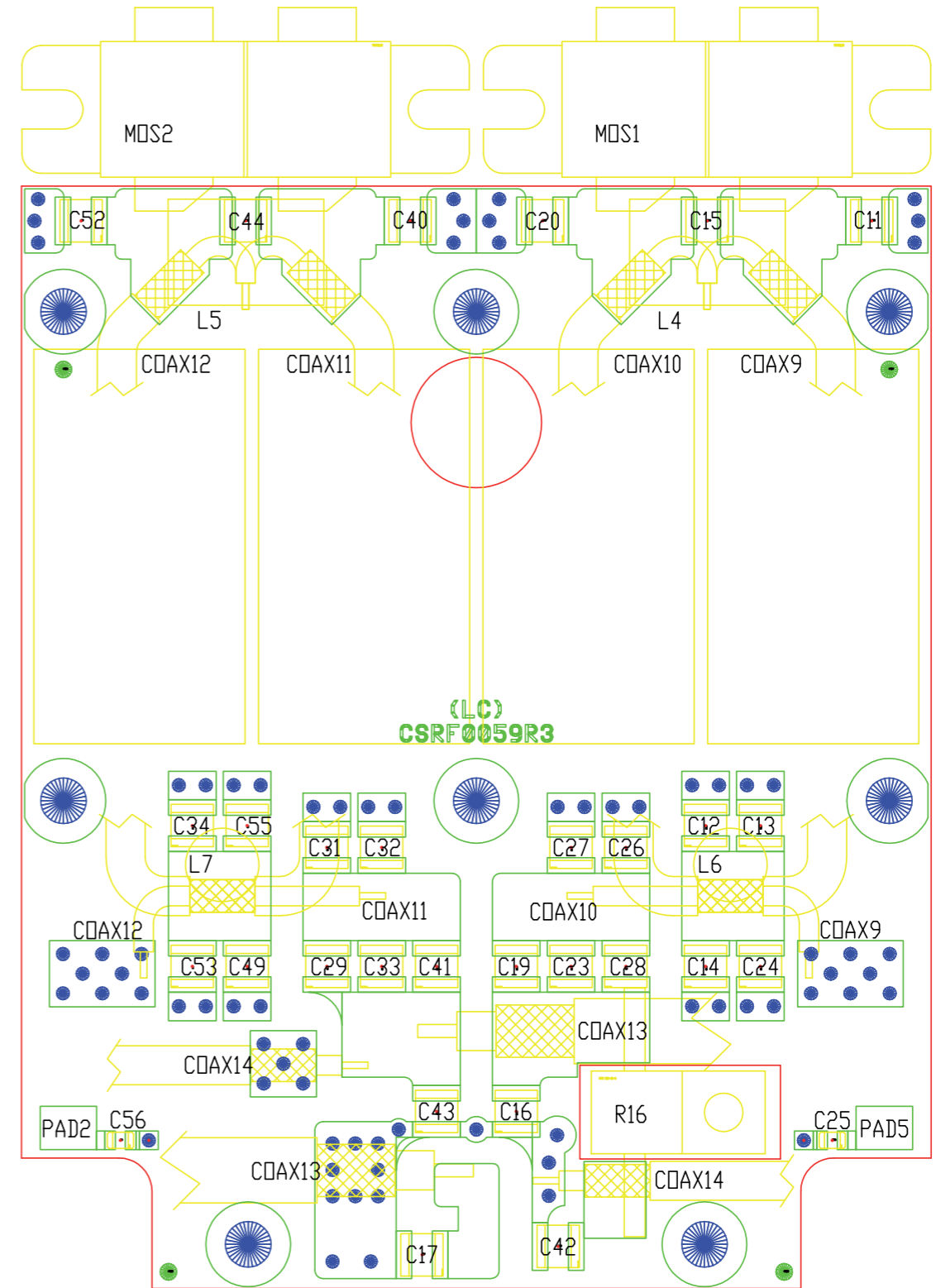
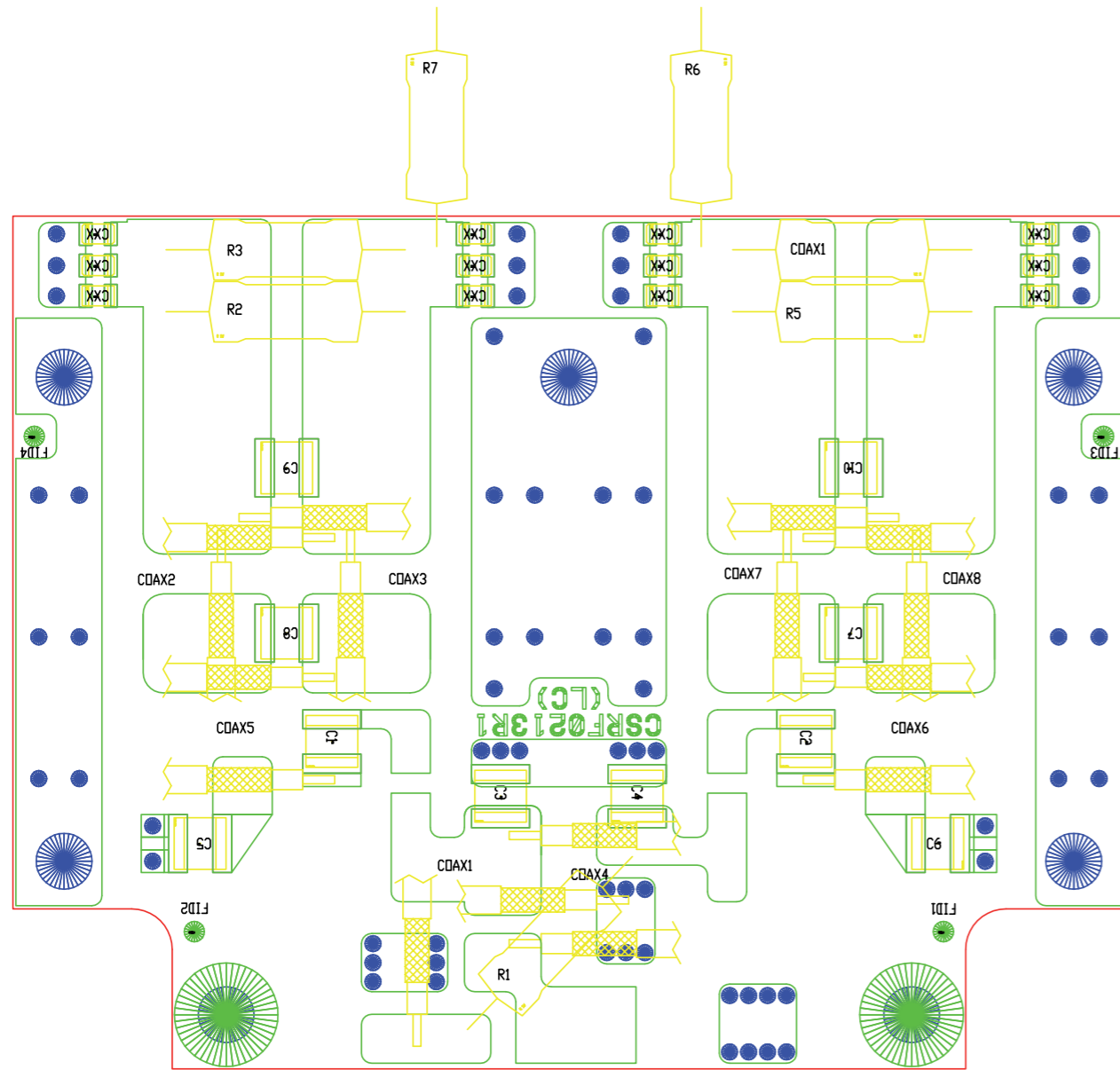
SL176SP1001 Revision: 1.0

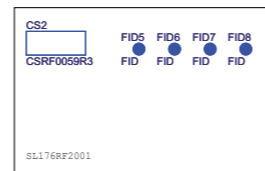
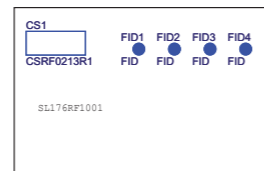
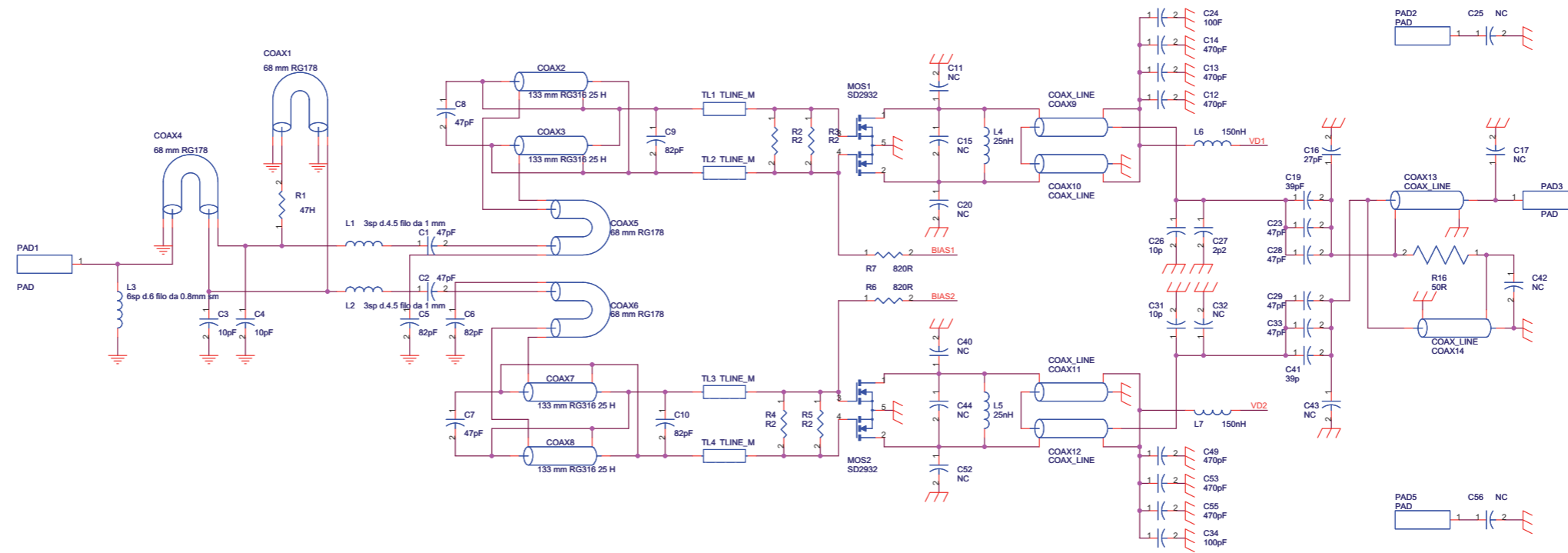
TEX2000

176

Gasperini Luca

Item	Quantity	Reference	Part	{description}
1	1	CS1	CSSP0203R1	
2	1	PAD1	PALLET1	
3	1	PAD2	PALLET2	
4	1	PAD3	PALLET3	
5	1	PAD4	PALLET4	
6	1	PAD5	INPUT	
7	2	R1, R2, R3	100H_250W	Resistenza Kaddoc





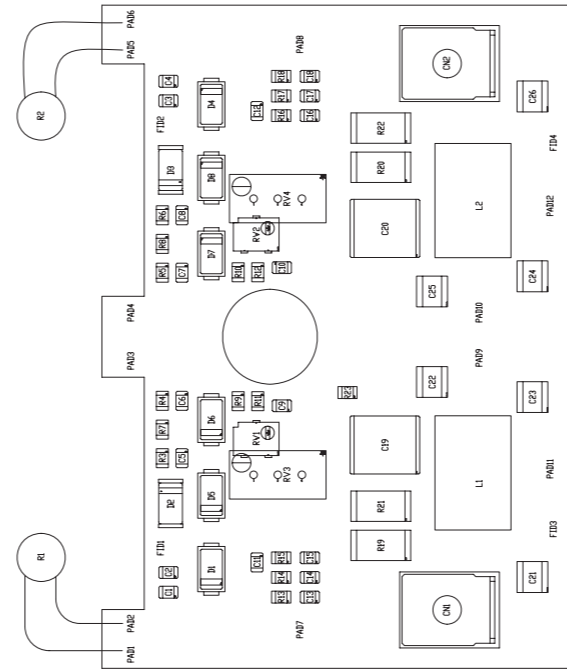
Nome Progetto: TEX2000	Data: 09-06-08	Codice Progetto: 176	Pagina: 1 di 1	Size: A2
Autore: Luca Gasperini	Revisione: 1.0	Nome Parte: Pallot 600W		
Nome PC in Rete: WUTSRV\Rilasciati\Schede	Autore/Revisione:	Codice: SL176RF1001		
File/Cartella:				

Pallet 600W Revised: Monday, June 09, 2008  
SL176RF1001 Revision: 1.0  
TEX2000  
176

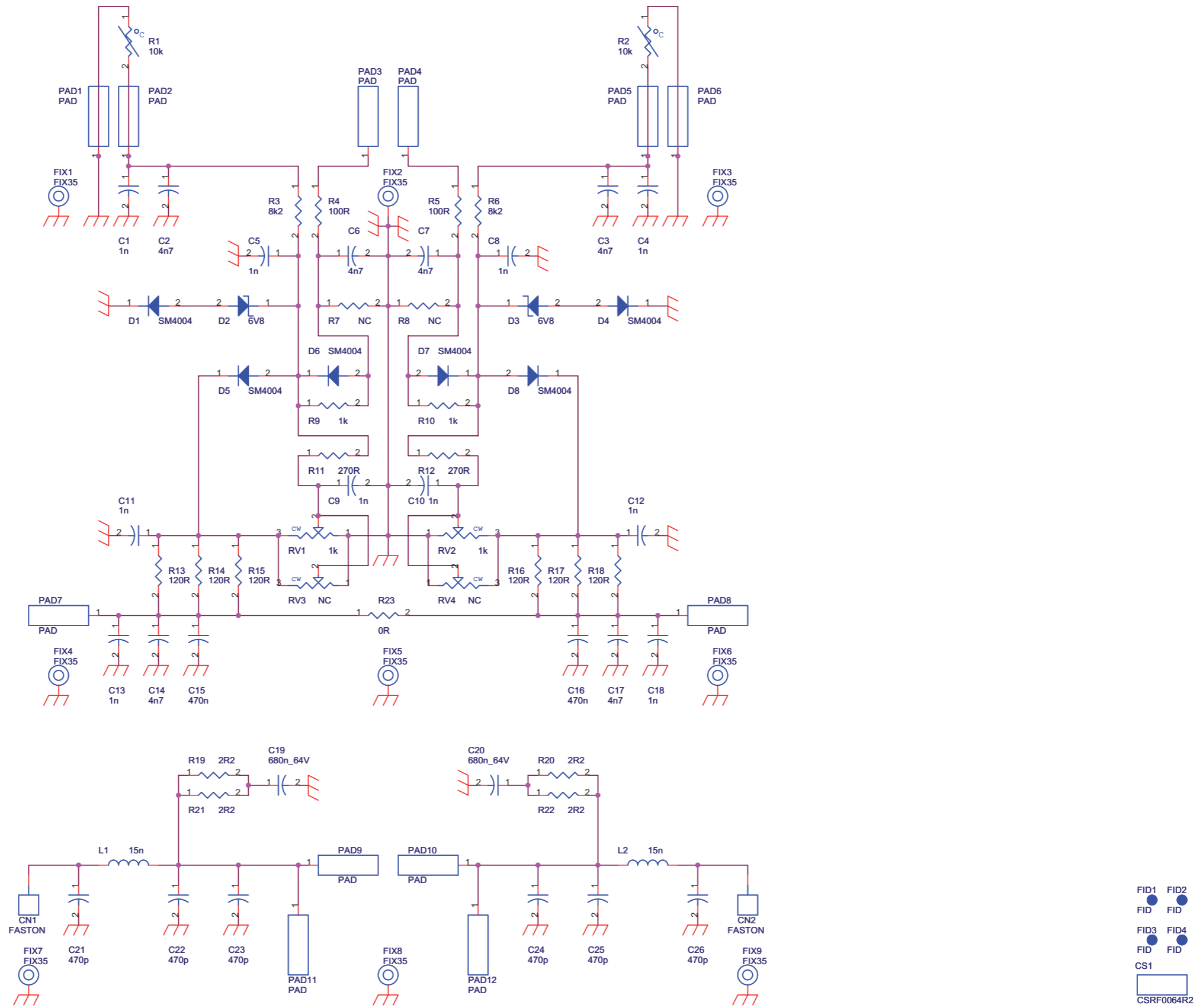
Luca Gasperini

Item	Quantity	Reference	Part	{description}
1	4	COAX1, COAX4, COAX5, COAX6	68 mm RG178	Cavo coax ad U
2	4	COAX2, COAX3, COAX7, COAX8	133 mm RG316 25 H	Cavo coax
3	4	COAX9, COAX10, COAX11, COAX12	87 mm RG316 25 H	Cavo coax
4	1	COAX13	120 mm RG316 25 H	Cavo coax
5	1	COAX14	120 mm RG303	Cavo coax
6	1	CS1	CSRF0213R1	Circuito stampato
7	1	CS2	CSRF0059R3	Circuito stampato
8	4	C1, C2, C7, C8,	47pF	Cond. SMD 1212 HQ
9	4	C23, C28, C29, C33	47pF	Cond. SMD 1212 HQ
10	2	C4, C3,	10pF	Cond. SMD 1212 HQ
11	2	C26, C31	10pF	Cond. SMD 1212 HQ
12	4	C5, C6, C9, C10	82pF	Cond. SMD 1212 HQ
13	10	C11, C15, C43, C17, C20, C32, C40, C42, C44, C52	NC	Cond. SMD 1212 HQ
14	6	C12, C13, C14, C49, C53, C55	470pF	Cond. SMD 1212 HQ
15	2	C19, C41	39pF	Cond. SMD 1212 HQ
16	2	C24, C34	100pF	Cond. SMD 1212 HQ
17	2	C56, C25	NC	Cond. SMD 0805
18	1	C27	2p2	Cond. SMD 1212 HQ
19	1	C16	27pF	Cond. SMD 1212 HQ
20	8	FID1, FID2, FID3, FID4, FID5, FID6, FID7, FID8	FID	Fiducial CS
21	2	L1, L2	3sp d.4.5 filo da 1 mm sm	Induttanza cilindrica
22	1	L3	6sp d.6 filo da 0.8mm sm	Induttanza cilindrica
23	2	L4, L5	25nH	Induttanza cilindrica
24	2	L6, L7	150nH	Induttanza cilindrica
25	2	MOS2, MOS1	SD2932	PP Power mosfet RF
26	4	PAD1, PAD2, PAD3, PAD5	PAD	
27	1	R1	47H	Res. 2W
28	4	R2, R3, R4, R5	10H	Res. 2W
29	2	R7, R6	820H	Res. 2W
30	1	R16	50R	60W RF 1 Hole Flanged Resistor
31	4	TL1, TL2, TL3, TL4	TLINE_M	Linea strip CS
32	4		Ferrite a Balun	Ferrite a Balun





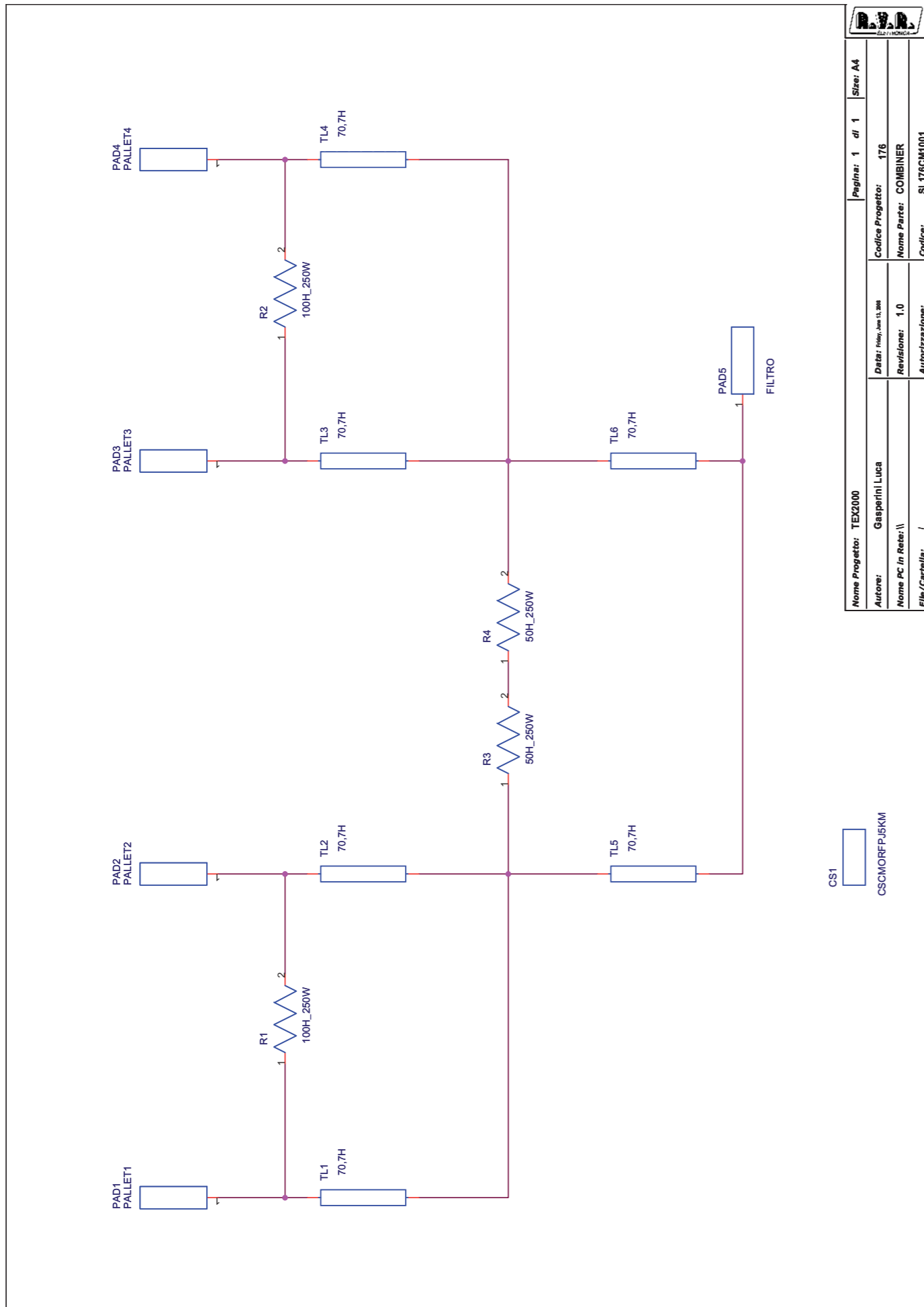
	NOME PROGETTO: P14000M-C	NOME PARTE: SCHEDA BIAS PALLET 500W
	AUTORE: M. UCCELLI	DATA: 12/06/2006
ARCHIVIAZIONE ELETTRONICA: "CARTELLA RILASCIATI" SU "UTSRV"	CODICE PROGETTO: 046	REVISIONE: 1.0
MATERIALE: <>	TRATTAMENTO: <>	SCALA: 1:1
	PROFILO: <>	SIZE: A4
		PAGINA: 1 DI 1
		CODICE DISEGNO: SL046BI1001
		STATO: ESECUTIVO



Nome Progetto: PJ4000M-C		Pagina: 1 di 1	Size: A3
Autore: Mauro Ucelli	Data: 11/07/06	Codice Progetto: 046	
Nome PC in Rete: \\UTSRV\Rilasciat\	Revisione: 1.1	Nome Parte: Bias Board Pallet 500W	
File/Cartella: \	Autorizzazione:	Codice: SL046BI1001	

Bias Board Pallet 500W  
 SL046BI1001  
 Revision: 1.1  
 PJ4000M-C  
 046  
 Mauro Ucelli  
 11/07/06

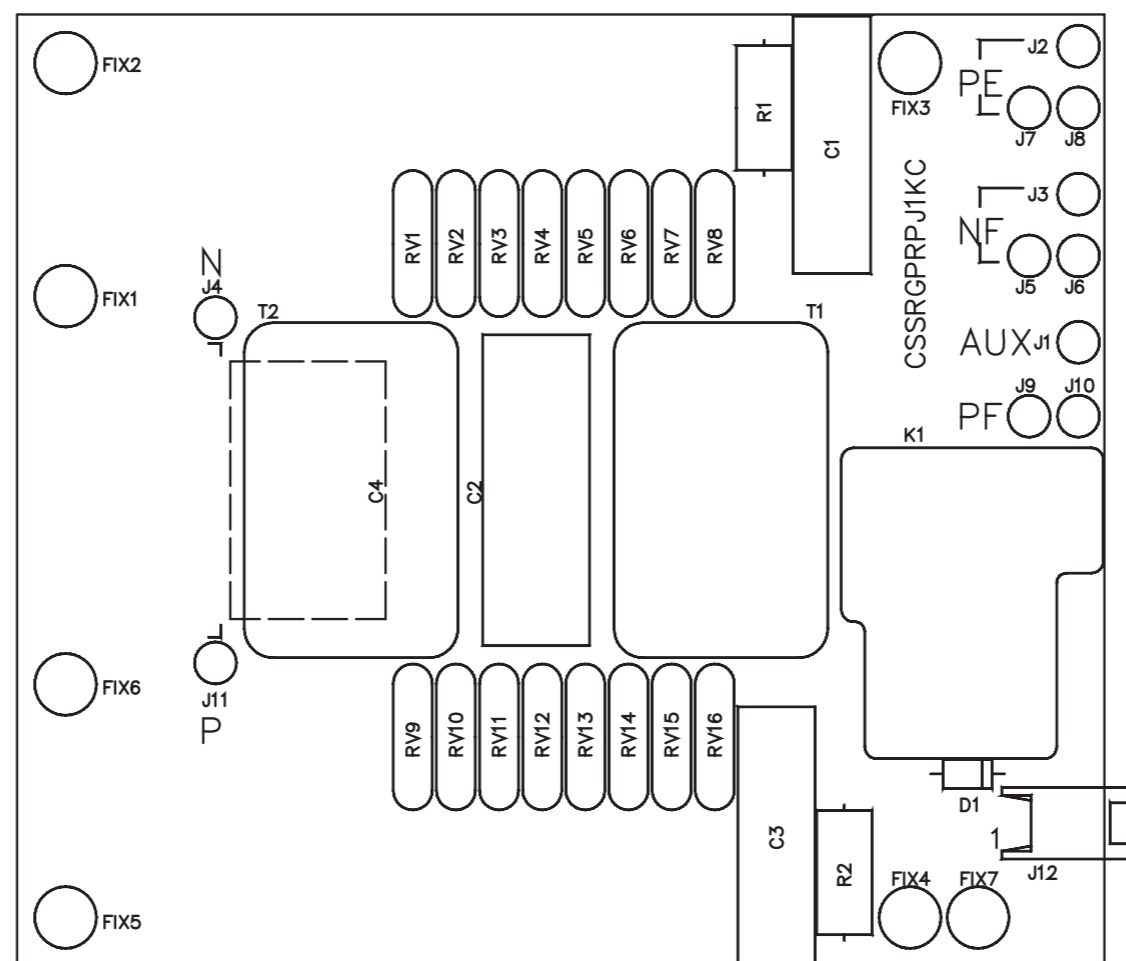
Item	Quantity	Reference	Part	Description	Code1
1	2	CN1,CN2	FASTON		
2	1	CS1	CSRF0064R2	Circuito stampato	CS
3	10	C1,C4,C5,C8,C9,C10,C11, C12,C13,C18	1n	Cond. SMD 0805 COG	CCC085102GCC
4	6	C2,C3,C6,C7,C14,C17	4n7	Cond. SMD 0805	CCC085472KXC
5	2	C15,C16	470n	Cond. SMD 0805	CCC085474KXB
6	2	C19,C20	680n_64V	Cond. SMD 2824	CPE684K101O
7	6	C21,C22,C23,C24,C25,C26	470p	Cond. SMD 1212 HQ	CHQ471JA201
8	6	D1,D4,D5,D6,D7,D8	SM4004	Diodo SMD cont. SMA	
9	2	D2,D3	6V8	SMD MELF Zener Diode	
10	4	FID1,FID2,FID3,FID4	FID	Fiducial CS	
11	9	FIX1,FIX2,FIX3,FIX4,FIX5, FIX6,FIX7,FIX8,FIX9	FIX35	Foro fissaggio 3.5mm	
12	2	L1,L2	15n	Ponticello di filo D.1mm lungo 20mm	
13	12	PAD1,PAD2,PAD3,PAD4,PAD5, PAD6,PAD7,PAD8,PAD9, PAD10,PAD11,PAD12	PAD		
14	2	RV1,RV2	1k	Trimm. multi SMD PVG5 Murata	RV
15	2	RV3,RV4	NC	Trimmer Rg V 3296W	
16	2	R1,R2	10k	NTC 2 wires	RNTC005K103K
17	2	R3,R6	8k2	Res. SMD 0805	RCH085F008K2
18	2	R4,R5	100R	Res. SMD 0805	RCH085F0100H
19	2	R7,R8	NC	Res. SMD 0805	
20	2	R9,R10	1k	Res. SMD 0805	RCH085F0001K
21	2	R11,R12	270R	Res. SMD 0805	RCH085F0270H
22	6	R13,R14,R15,R16,R17,R18	120R	Res. SMD 0805	RCH085F0120H
23	4	R19,R20,R21,R22	2R2	Res. SMD 2512	RCH252J002H2
24	1	R23	0R	Res. SMD 0805	RCH085F0000H



Nome Progetto: TEX2000		Pagina: 1 di 1		Str: A4	
Autore: Gasperini Luca		Codice Progetto: 176		Nome Parte: COMBINER	
Nome PC In Rete: \\		Data: 1999-06-15, 2008		Codice: SL176CM1001	
File/Caratteristiche: /		Revisione: 1.0		Autorizzazioni:	

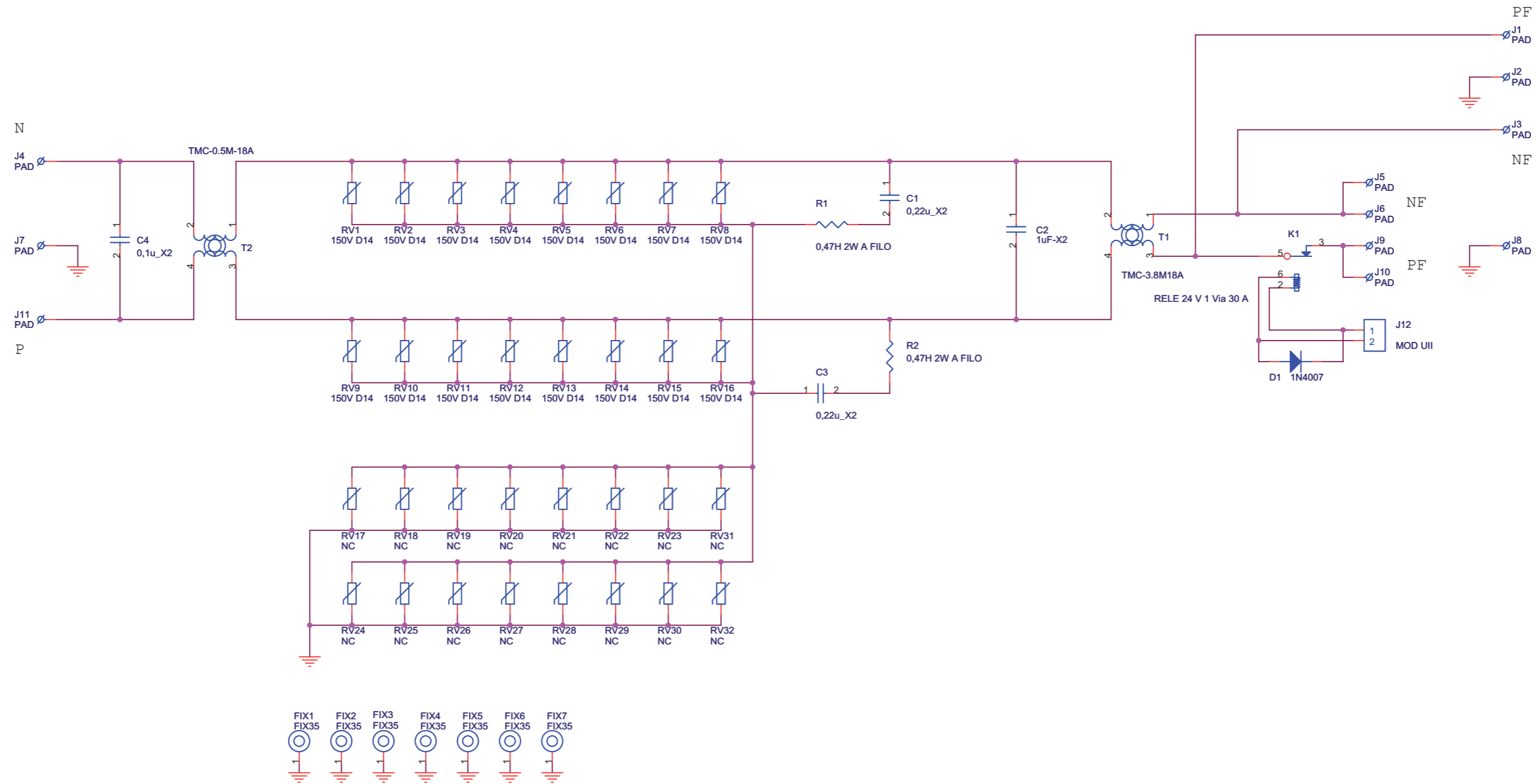
COMBINER Revised: Friday, June 06, 2008  
 SL176CM1001 Revision: 1.0  
 TEX2000  
 176  
 Gasperini Luca

Item	Quantity	Reference	Part	{description}	CODICE AS400
1	1	CS1	CSCMORFPJ5KM		CSCMORFPJ5KM
2	1	PAD1	PALLET1		
3	1	PAD2	PALLET2		
4	1	PAD3	PALLET3		
5	1	PAD4	PALLET4		
6	1	PAD5	FILTRO		
7	2	R1, R2	100H_250W	Resistenza KDI 2 fix	RDR250J0100H
8	2	R3, R4	50H_250W	Resistenza KDI 2 fix	RDR250J0050H
9	6	TL1, TL2, TL3, TL4, TL5, TL6	70,7H	Linea strip CS	
10	1		Schermo	Schermo per capacita bassa	SCH176
11	1		CAPACITA PER LPF	CAPACITA BASSA	CSBLPFPJ1KM



Nome Progetto: TEX1000		Pagina: 1 di 1	Size: A4
Autore: Ufficio Tecnico	Data: 22/11/2005	Codice Progetto: 010	
Nome PC in Rete: \\UTSRV\PROGETTI	Revisione: 1.2	Nome Parte: Surge Protection Component Layout	
File/Cartella: \	Autorizzazione:	Codice: SLSRGPRPJ1KM	
Scala: /	Materiale: /	Trattamento: /	Profilo: /

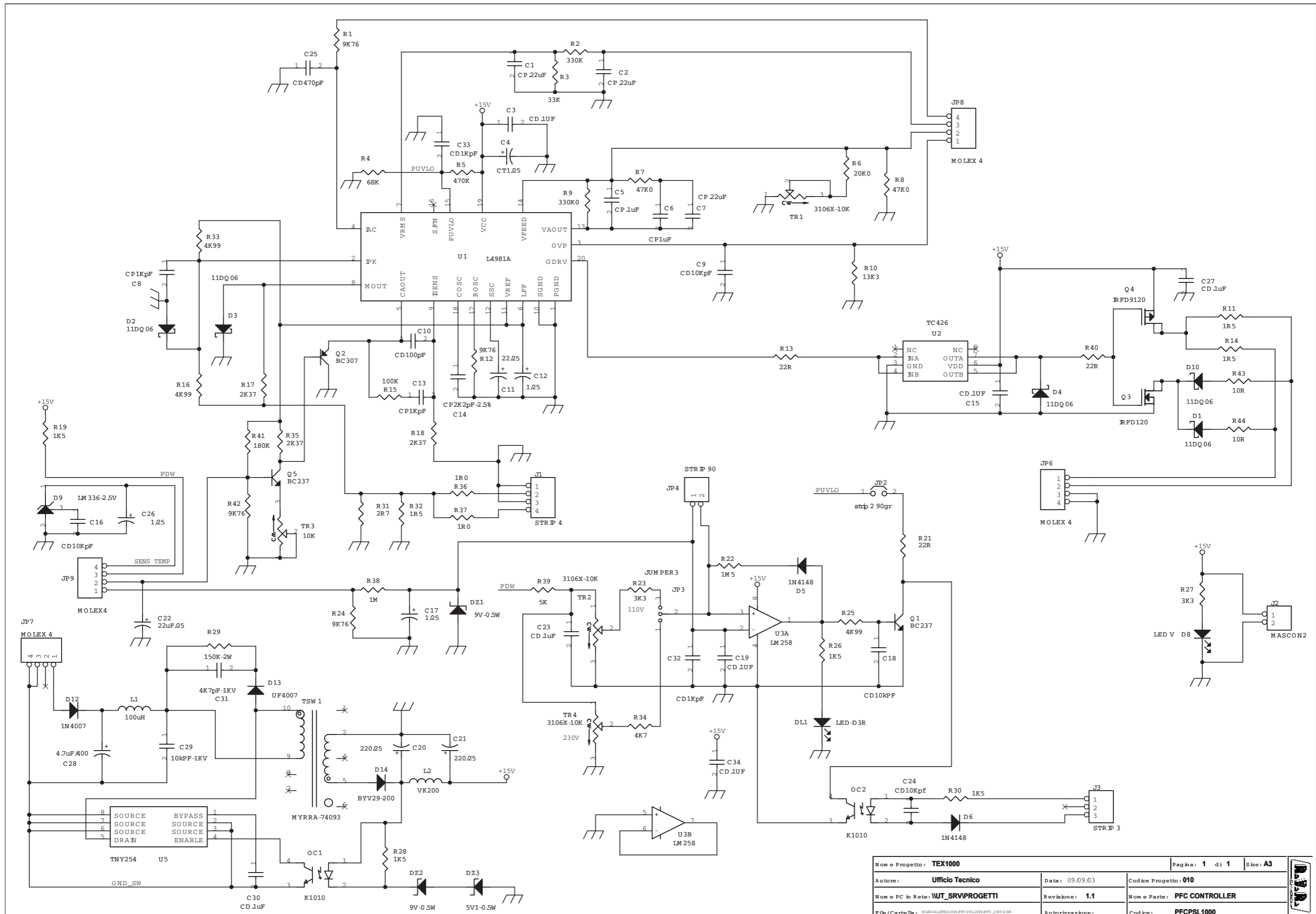




Nome Progetto: TEX1000LCD		Pagina: 1 di 1	Size: A3
Autore: Gasperini	Data: 09/02/2006	Codice Progetto: 010	
Nome PC in Rete: \UTSRVRILASCIATI	Revisione: 1.2	Nome Parte: Scheda Surge Protection	
File/Cartella: \	Autorizzazione:	Codice: SLSRGPRPJ1KM	

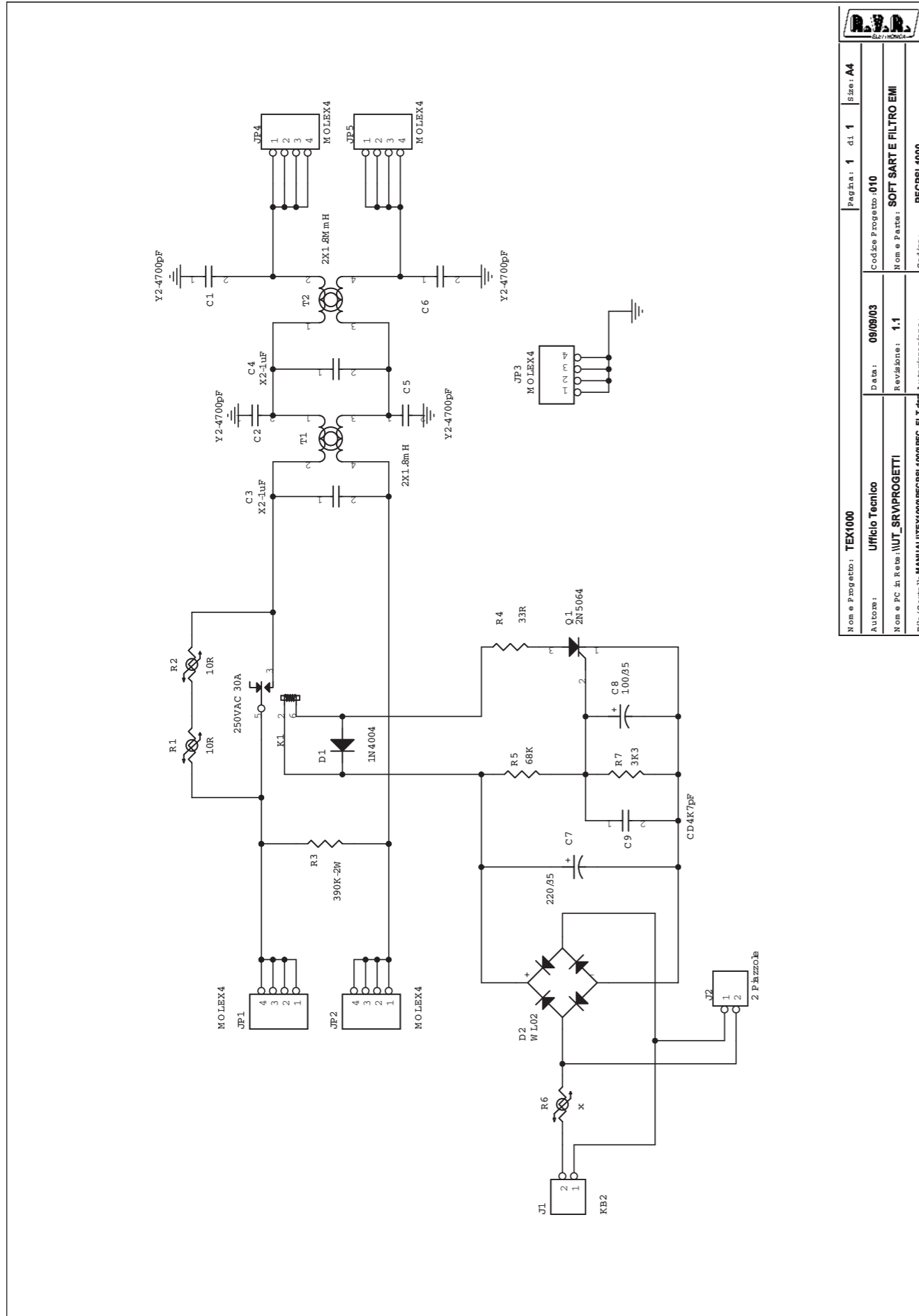
Scheda Surge Protection Revised: 09/02/2006  
SLSRGPRPJ1KM Revision: 1.2  
TEX1000

Item	Quantity	Reference	Part
1	2	C1, C3	0,22u_X2
2	1	C2	1uF-X2
3	1	C4	0,1u_X2
4	1	D1	1N4007
5	7	FIX1, FIX2, FIX3, FIX4, FIX5, FIX6, FIX7	FIX35
6	11	J1, J2, J3, J4, J5, J6, J7, J8, J9, J10, J11	PAD
7	1	J12	MOD UII
8	1	K1	RELE 24 V 1 Via 30 A
9	16	RV1, RV2, RV3, RV4, RV5, RV6, RV7, RV8, RV9, RV10, RV11, RV12, RV13, RV14, RV15, RV16	150V D14
10	2	R2, R1	0,47H 2W A FILO
11	1	T1	TMC-3.8M18A
12	1	T2	TMC-0.5M-18A

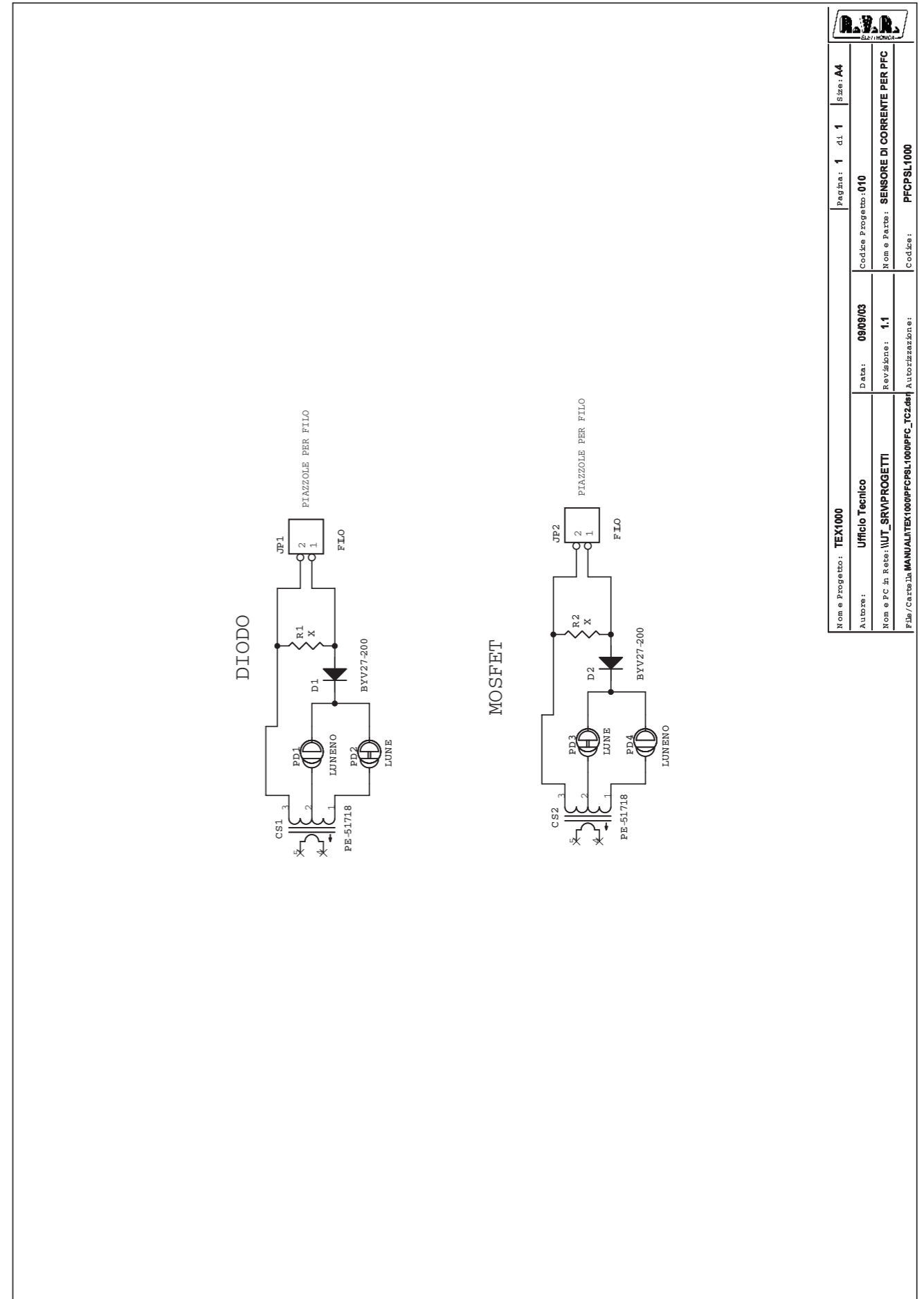


Nome Progetto: <b>TEX1000</b>		Pagina: <b>1</b> di <b>1</b>		Size: <b>A3</b>
Autore: <b>Ufficio Tecnico</b>		Data: <b>09/09/03</b>		Codice Progetto: <b>010</b>
Nome PC in Rete: <b>WUT_SRVPROGETTI</b>		Revisione: <b>1.1</b>		Nome Parte: <b>PFC CONTROLLER</b>
File/Cartella: <b>MANUALTEX1000PFCPSL5060PFC_CWT.DSN</b>		Autorizzazione:		Codice: <b>PFCPSL1000</b>

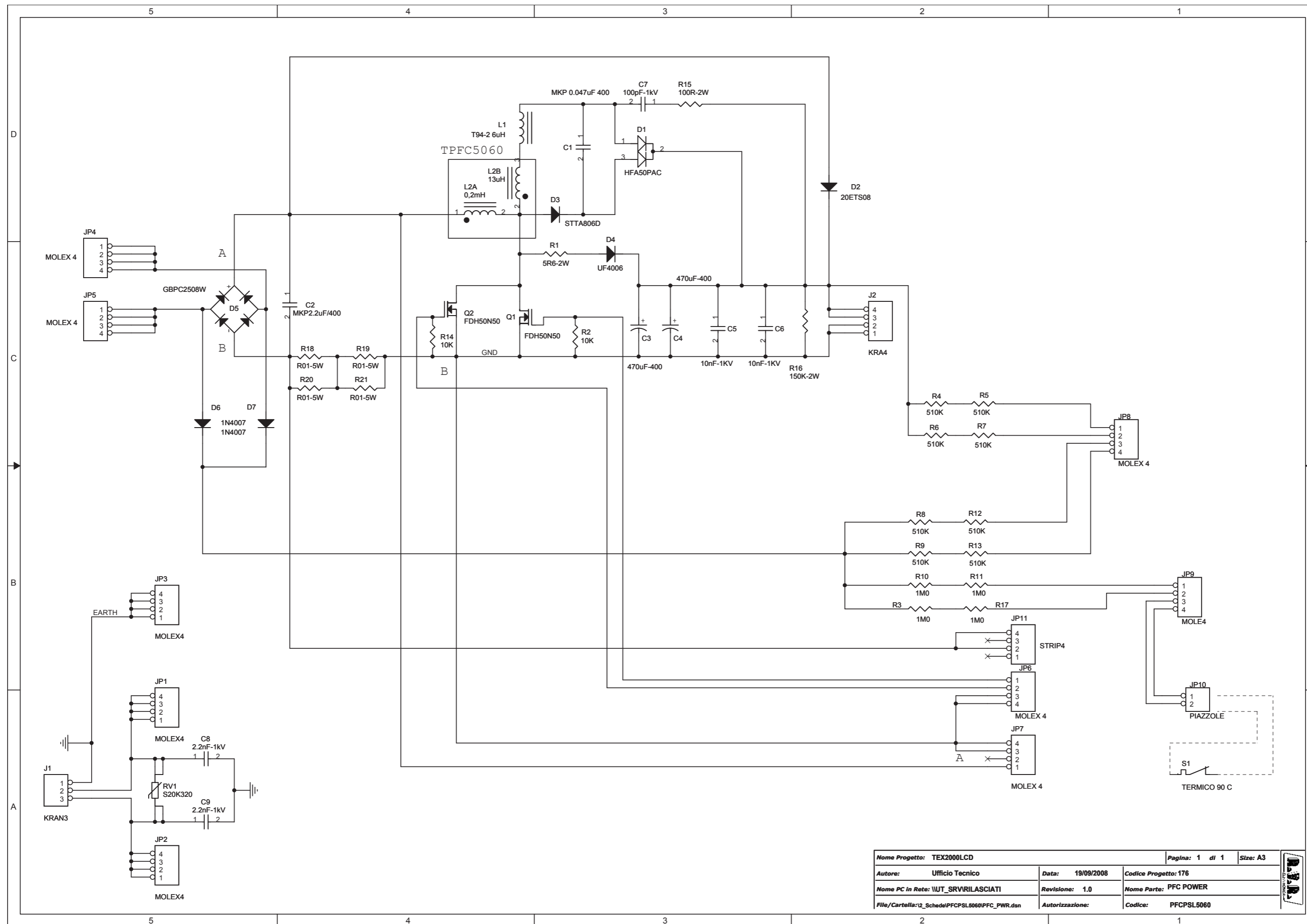




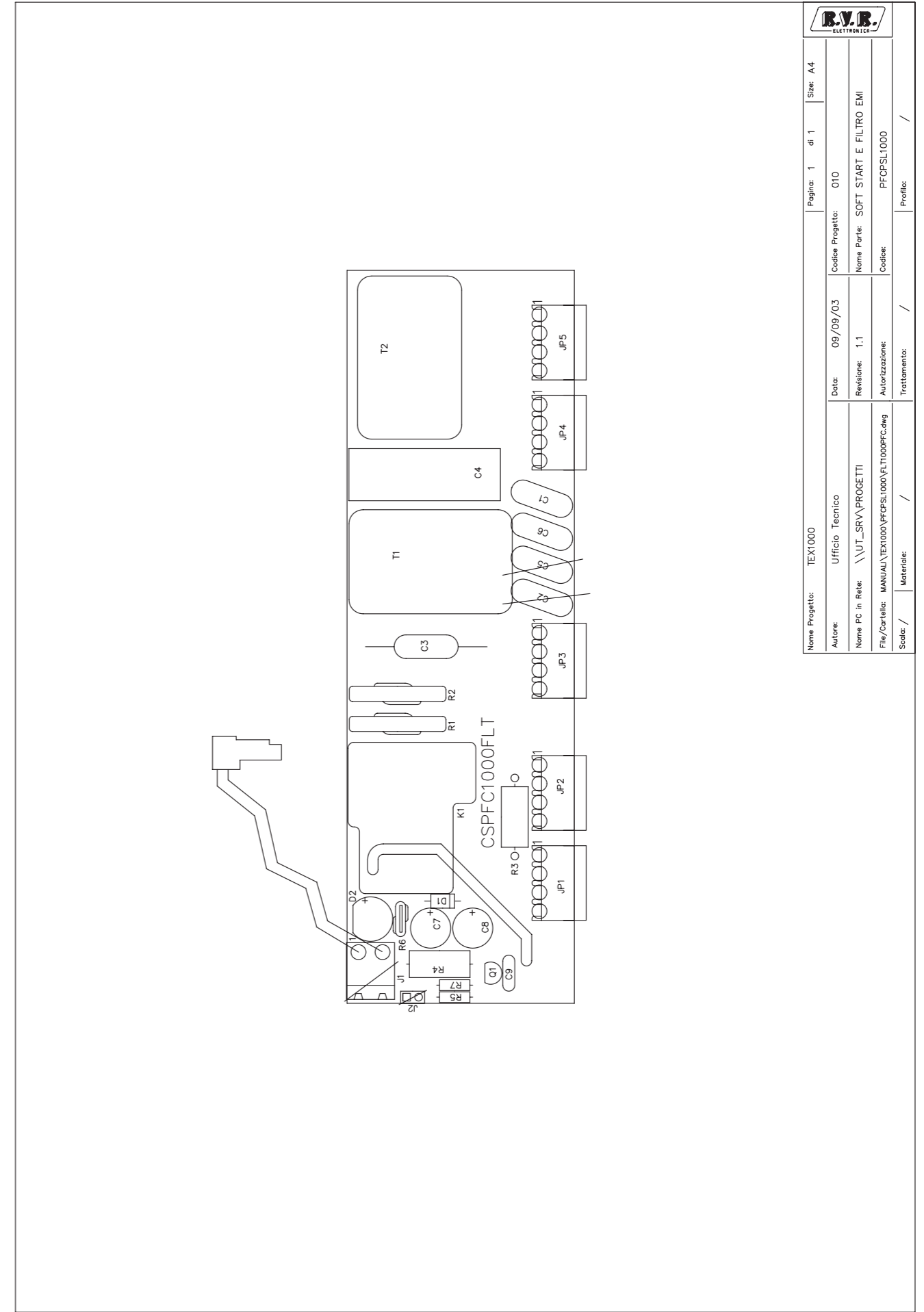
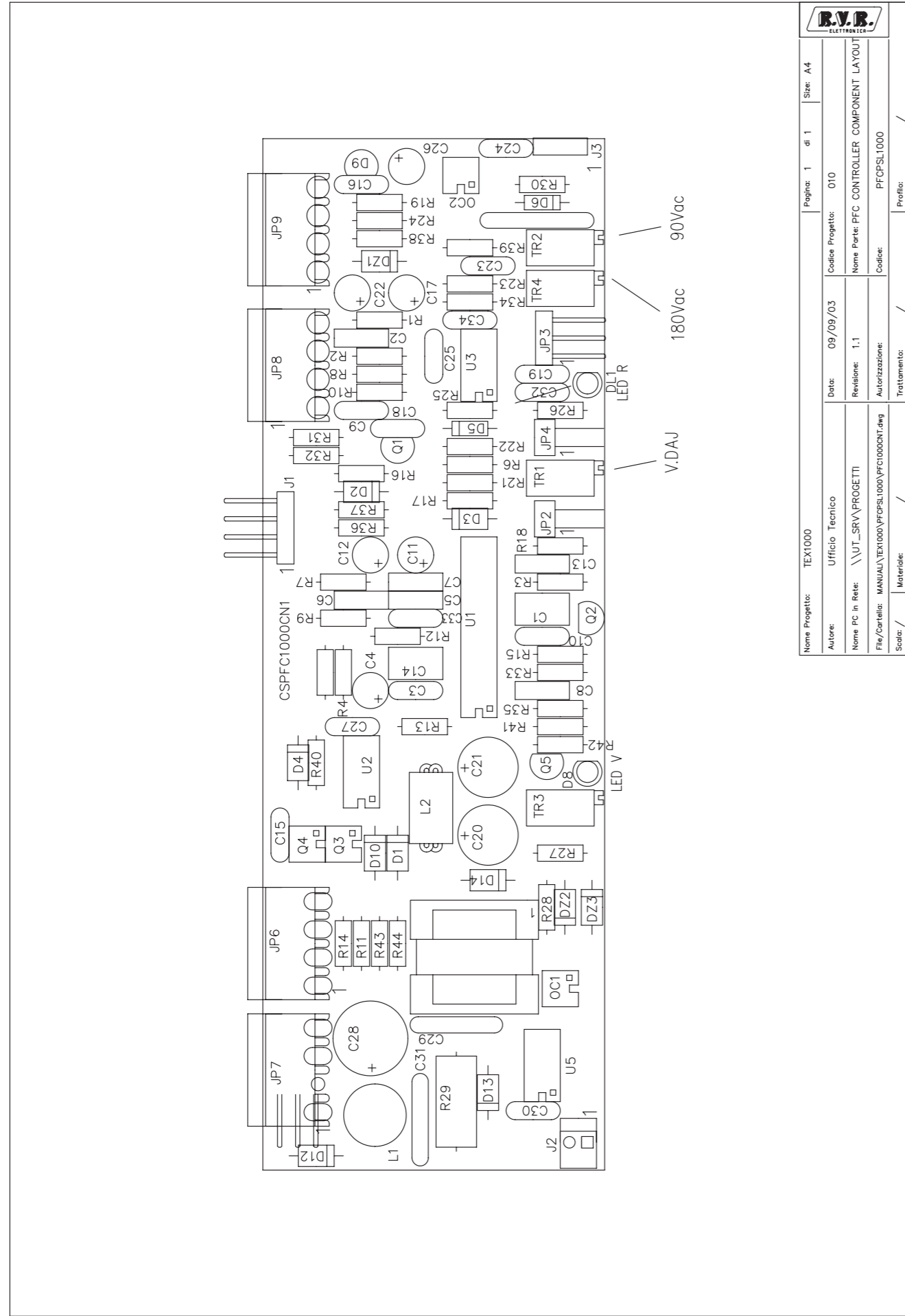
Nome e Progetto: <b>TEX1000</b>	Pagina: <b>1</b> di <b>1</b> Size: <b>A4</b>
Autore: <b>Ufficio Tecnico</b>	Data: <b>09/09/03</b> Codice Progetto: <b>010</b>
Nome e PC in Rete: <b>\\UT_SRV\PROGETTI</b>	Revisione: <b>1.1</b> Nome e Parto: <b>SOFT SART E FILTRO EMI</b>
File/Carta: <b>MANUAL\TEX1000\PFCPSL1000\PFC_FLT.dwg</b>	Autore: <b>PFCPSL1000</b>


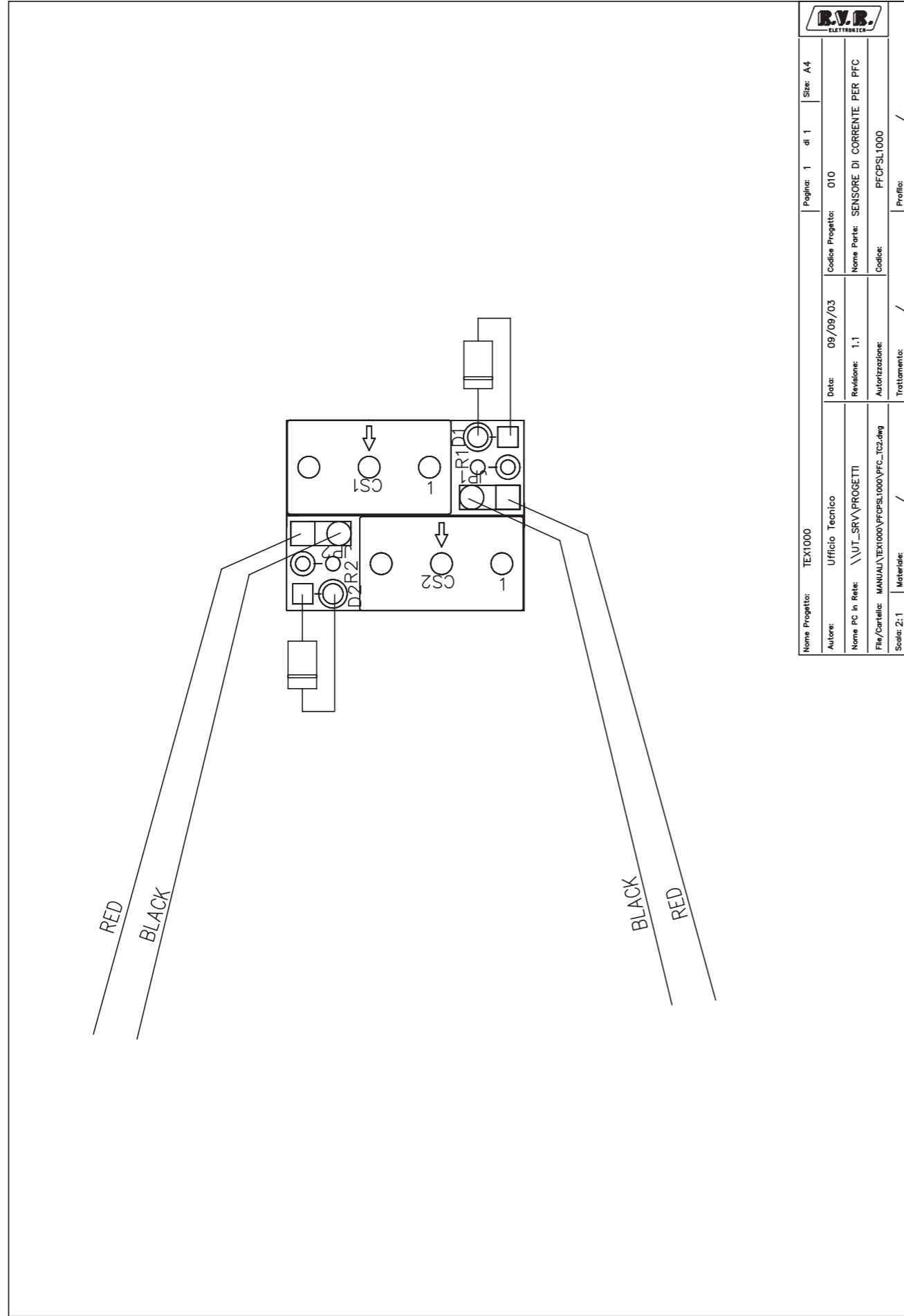


Nome e Progetto: <b>TEX1000</b>	Pagina: <b>1</b> di <b>1</b> Size: <b>A4</b>
Autore: <b>Ufficio Tecnico</b>	Data: <b>09/09/03</b> Codice Progetto: <b>010</b>
Nome e PC in Rete: <b>\\UT_SRV\PROGETTI</b>	Revisione: <b>1.1</b> Nome e Parto: <b>SENSORE DI CORRENTE PER PFC</b>
File/Carta: <b>MANUAL\TEX1000\PFCPSL1000\PFC_TC2.dwg</b>	Autore: <b>PFCPSL1000</b>



Nome Progetto: TEX2000LCD		Pagina: 1 di 1	Size: A3
Autore: Ufficio Tecnico	Data: 19/09/2008	Codice Progetto: 176	
Nome PC in Rete: \UT_SRV\RILASCIATI	Revisione: 1.0	Nome Parte: PFC POWER	
File/Cartella: \2_Schede\PFCPSL5060\PFC_PWR.dsn	Autorizzazione:	Codice: PFCPSL5060	





PFC CONTROLLER Revised: Tuesday, September 16, 2003  
PFCPSL1000 Revision: 1.1  
TEX1000

Item	Quantity	Reference	Part
1	3	C1,C2,C7	CP 22uF
2	7	C3,C15,C19,C23,C27,C30,C34	CD 1uF
3	1	C4	CT1/25
4	1	C5	CP 1uF
5	1	C6	CP1uF
6	2	C8,C13	CP1KpF
7	4	C9,C16,C18,C24	CD10KpF
8	1	C10	CD100pF
9	1	C11	22/25
10	3	C12,C17,C26	gen-25
11	1	C14	CP2K2pF-2.5%
12	2	C21,C20	220/25
13	1	C22	22uF/25
14	1	C25	CD470pF
15	1	C28	4.7uF/400
16	1	C29	10kPF-1KV
17	1	C31	4K7pF-1KV
18	2	C33,C32	CD1KpF
19	1	DL1	LED-D3R
20	2	DZ1,DZ2	9V-0.5W
21	1	DZ3	5V1-0.5W
22	5	D1,D2,D3,D4,D10	11DQ 06
23	2	D6,D5	1N4148
24	1	D8	LED V
25	1	D9	LM 336-2.5V
26	1	D12	1N4007
27	1	D13	UF4007
28	1	D14	BYV29-200
29	1	JP2	strip 2 90gr
30	1	JP3	JUMPER3
31	1	JP4	STRIP 90
32	3	JP6,JP7,JP8	MOLEX 4
33	1	JP9	MOLEX4
34	1	J1	STRIP 4
35	1	J2	MASCON2
36	1	J3	STRIP 3
37	1	L1	100uH
38	1	L2	VK200
39	2	OC2,OC1	K1010
40	2	Q1,Q5	BC237
41	1	Q2	BC307
42	1	Q3	IRFD120
43	1	Q4	IRFD9120
44	4	R1,R12,R24,R42	9K76
45	1	R2	330K
46	1	R3	33K
47	1	R4	68K
48	1	R5	470K
49	1	R6	20K0

Item	Quantity	Reference	Part
50	2	R8,R7	47K0
51	1	R9	330K0
52	1	R10	13K3
53	3	R11,R14,R32	1R5
54	3	R13,R21,R40	22R
55	1	R15	100K
56	3	R16,R25,R33	4K99
57	3	R17,R18,R35	2K37
58	4	R19,R26,R28,R30	1K5
59	1	R22	1M5
60	2	R23,R27	3K3
61	1	R29	150K-2W
62	1	R31	2R7
63	1	R34	4K7
64	2	R36,R37	1R0
65	1	R38	1M
66	1	R39	5K
67	1	R41	180K
68	2	R43,R44	10R
69	3	TR1,TR2,TR4	3106X-10K
70	1	TR3	10K
71	1	TSW 1	MYRRA-74093
72	1	U1	L4981A
73	1	U2	TC 426
74	1	U3	LM 258
75	1	U5	TNY254

SOFT SART E FILTRO EMI Revised:Tuesday, September 16, 2003  
PFCPSL1000 Revision:1.1  
TEX1000

Item	Quantity	Reference	Part
1	4	C1,C2,C5,C6	Y2-4700pF
2	2	C4,C3	X2-1uF
3	1	C7	220/35
4	1	C8	100/35
5	1	C9	CD4K7pF
6	1	D1	1N4004
7	1	D2	W L02
8	5	JP1,JP2,JP3,JP4,JP5	M OLEX4
9	1	J1	KB2
10	1	J2	2 P i a z z o l e
11	1	K1	250VAC 30A
12	1	Q1	2N5064
13	2	R2,R1	10R
14	1	R3	390K-2W
15	1	R4	33R
16	1	R5	68K
17	1	R6	x
18	1	R7	3K3
19	1	T1	2X1.8m H
20	1	T2	2X1.8M m H

SENSORE DICORRENTE PER PFC Revised:Tuesday, September 16, 2003  
PFCPSL1000 Revision:1.1  
TEX1000

Item	Quantity	Reference	Part
1	2	CS1,CS2	PE-51718
2	2	D2,D1	BYV27-200
3	2	JP1,JP2	FLO
4	2	PD1,PD4	LUNENO
5	2	PD2,PD3	LUNE
6	2	R2,R1	X

PFC POWER Revised: Monday, October 06, 2008  
PFCPSL5060 Revision: 1.0  
TEX2000LCD  
176

Ufficio Tecnico

Item	Quantity	Reference	Part
1	1	C1	MKP 0.047uF 400
2	1	C2	MKP2.2uF/400
3	2	C3, C4	470uF-400
4	2	C5, C6	10nF-1KV
5	1	C7	100pF-1kV
6	2	C8, C9	2.2nF-1kV
7	1	D1	HFA50PAC
8	1	D2	20ETS08
9	1	D3	STTA806D
10	1	D4	UF4006
11	1	D5	GBPC2508W
12	2	D6, D7	1N4007
13	3	JP1, JP2, JP3	MOLEX4
14	5	JP4, JP5, JP6, JP7, JP8	MOLEX 4
15	1	JP9	MOLE4
16	1	JP10	PIAZZOLE
17	1	JP11	STRIP4
18	1	J1	KRAN3
19	1	J2	KRA4
20	1	L1	T94-2 6uH
21	1	L2	0,2mH
22	2	Q1, Q2	FDH50N50
23	1	RV1	S20K320
24	1	R1	5R6-2W
25	2	R2, R14	10K
26	4	R3, R10, R11, R17	1M0
27	8	R4, R5, R6, R7, R8, R9, R12, R13	510K
28	1	R15	100R-2W
29	1	R16	150K-2W
30	4	R18, R19, R20, R21	R01-5W
31	1	S1	TERMICO 90 C

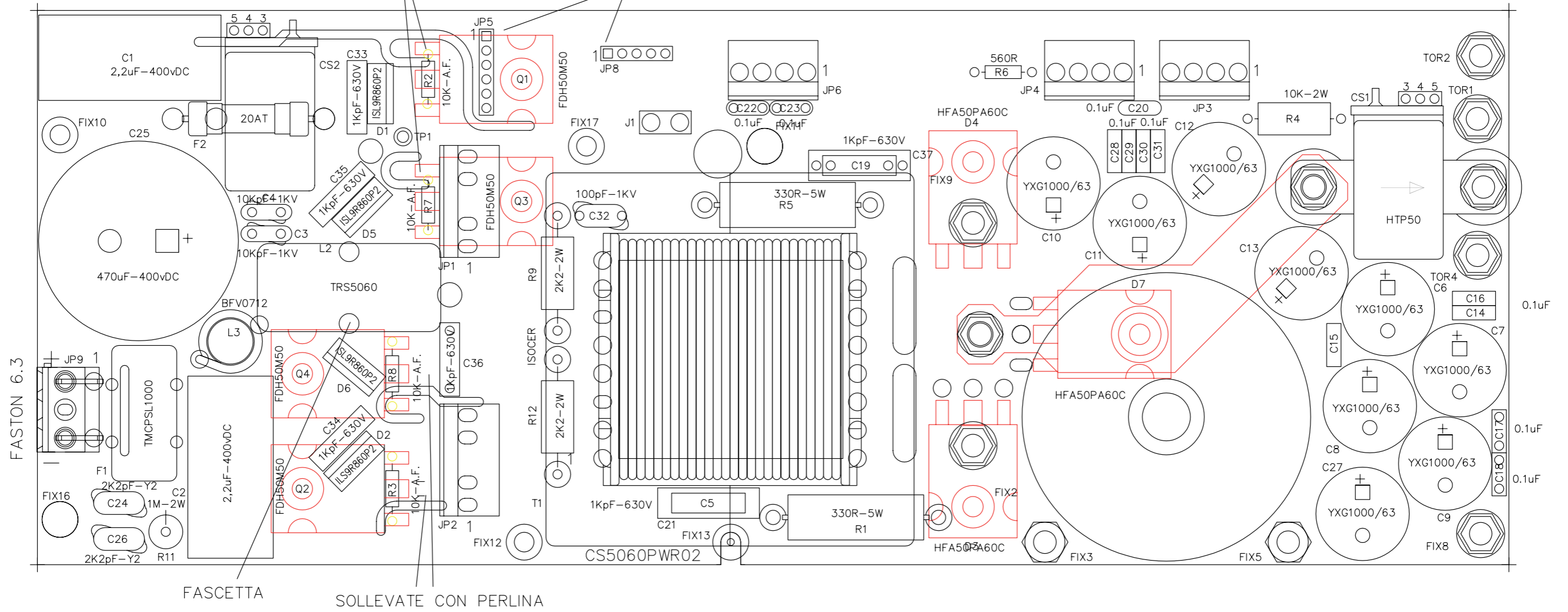
# PSL5060

PREMERE LE CLIPS  
SUL FUSIBILE CON  
UNA PINZA



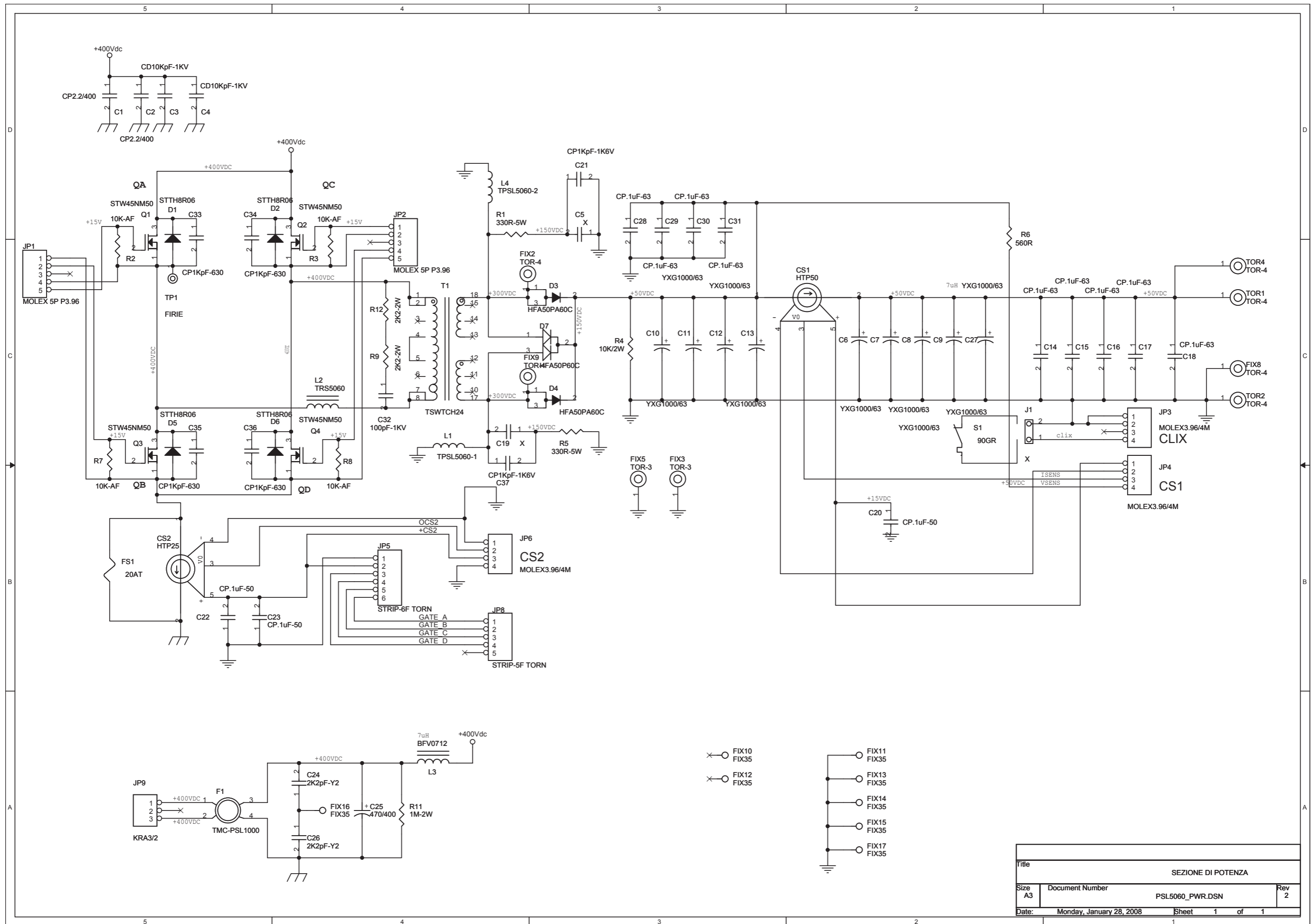
SOLLEVATE CON PERLINA

STRIP TORNITA



ARCHIVIO: X:\WORKDWG\		
TITLE	POWER PSL5060	
DOCUMENT NUMBER	PSL5060PWR_01. DWG	REV
DATE:	13 MARZO 2008	



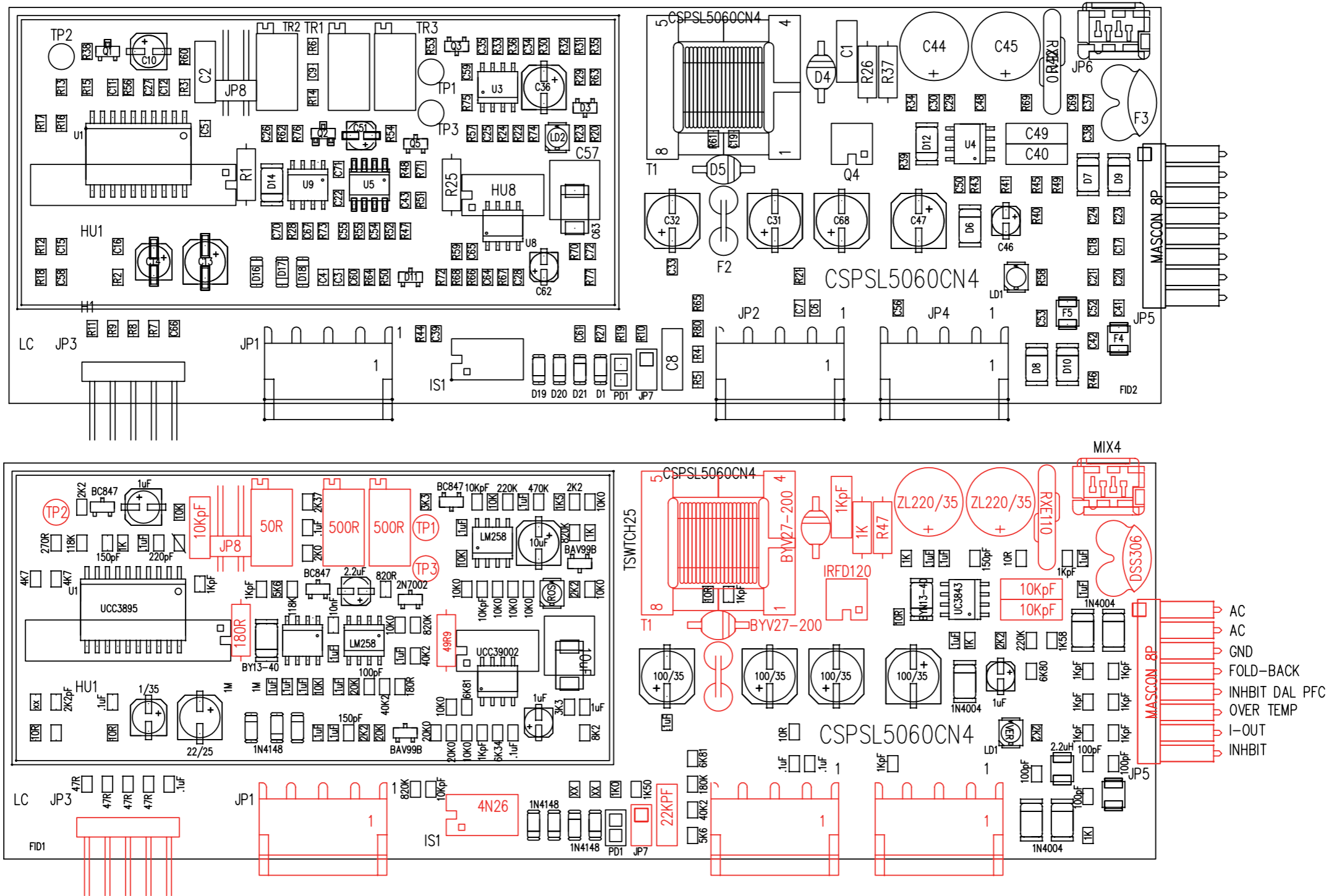


Title			SEZIONE DI POTENZA
Size	Document Number	Rev	
A3	PSL5060_PWR.DSN	2	
Date:	Monday, January 28, 2008	Sheet	1 of 1

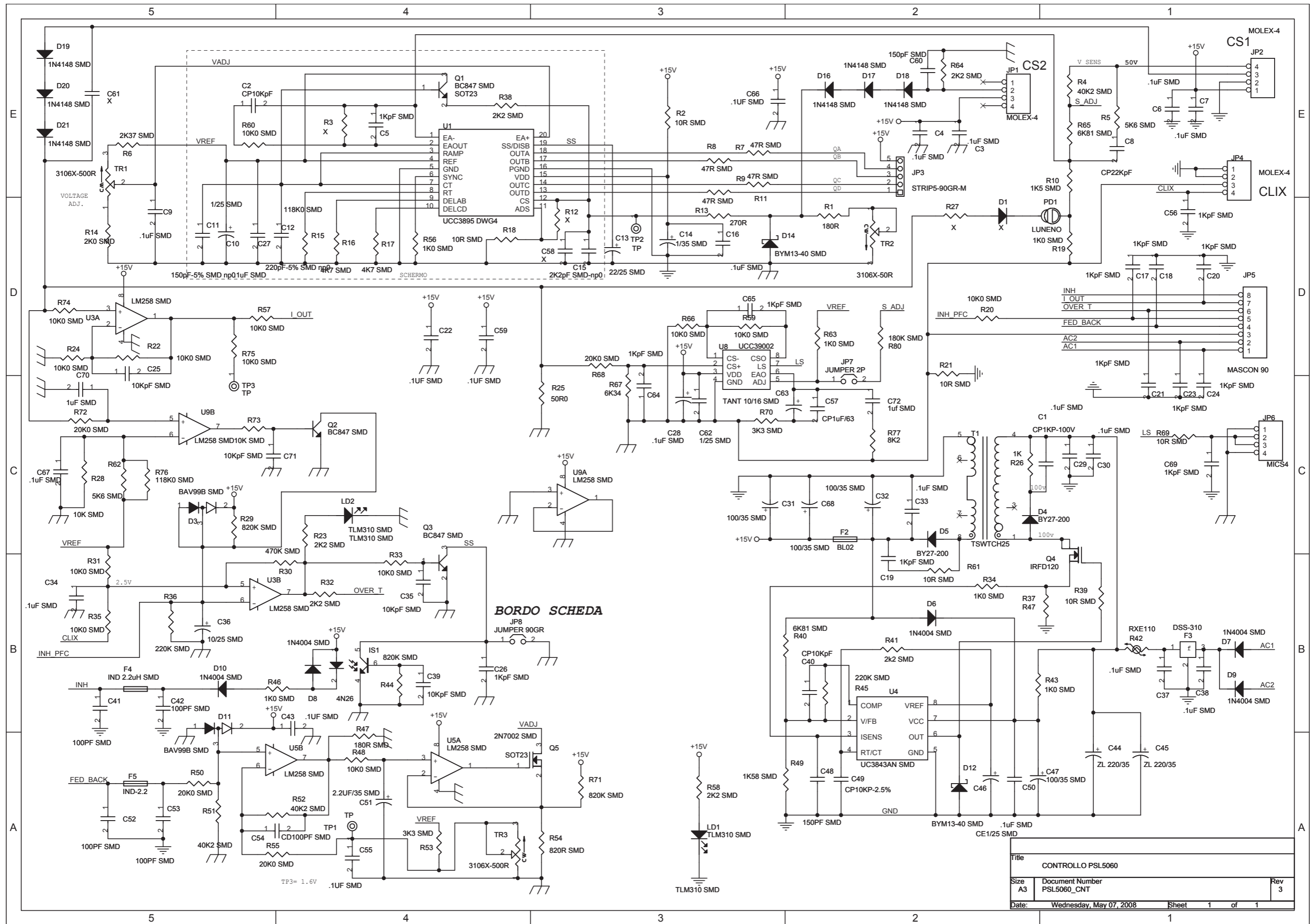
SEZIONE DI POTENZA Revised: Monday, January 28, 2008  
 PSL5060\_PWR.DSN Revision: 2

Item	Quantity	Reference	Part
1	1	CS1	HTP50
2	1	CS2	HTP25
3	2	C1, C2	CP2.2/400
4	2	C3, C4	CD10KpF-1KV
5	3	J1, C5, C19	X
6	9	C6, C7, C8, C9, C10, C11, C12, C13, C27	YXG1000/63
7	9	C14, C15, C16, C17, C18, C28, C29, C30, C31	CP.1uF-63
8	3	C20, C22, C23	CP.1uF-50
9	2	C21, C37	CP1KpF-1K6V
10	2	C24, C26	2K2pF-Y2
11	1	C25	470/400
12	1	C32	100pF-1KV
13	4	C33, C34, C35, C36	CP1KpF-630
14	4	D1, D2, D5, D6	STTH8R06
15	2	D3, D4	HFA50PA60C
16	1	D7	HFA50P60C
17	6	TOR1, TOR2, FIX2, TOR4, FIX8, FIX9	TOR-4
18	2	FIX3, FIX5	TOR-3
19	8	FIX10, FIX11, FIX12, FIX13, FIX14, FIX15, FIX16, FIX17	FIX35
20	1	FS1	20AT
21	1	F1	TMC-PSL1000
22	2	JP1, JP2	MOLEX 5P P3.96
23	3	JP3, JP4, JP6	MOLEX3.96/4M
24	1	JP5	STRIP-6F TORN
25	1	JP8	STRIP-5F TORN
26	1	JP9	KRA3/2
27	1	L1	TPSL5060-1
28	1	L2	TRS5060
29	1	L3	BFV0712
30	1	L4	TPSL5060-2
31	4	Q1, Q2, Q3, Q4	STW45NM50
32	2	R1, R5	330R-5W
33	4	R2, R3, R7, R8	10K-AF
34	1	R4	10K/2W
35	1	R6	560R
36	2	R9, R12	2K2-2W
37	1	R11	1M-2W
38	1	S1	90GR
39	1	TP1	FIRIE
40	1	T1	TSWTCH24

# PIANO DI MONTAGGIO PSL5060CNT4



ARCHIVIO: X:\WORKDWG\		
TITLE: PIANO DI MONTAGGIO CNT PSL5060		
DOCUMENT NUMBER	PSL5060CN4_MNT. DWG	REV 1
DATE:		7 maggio 2008

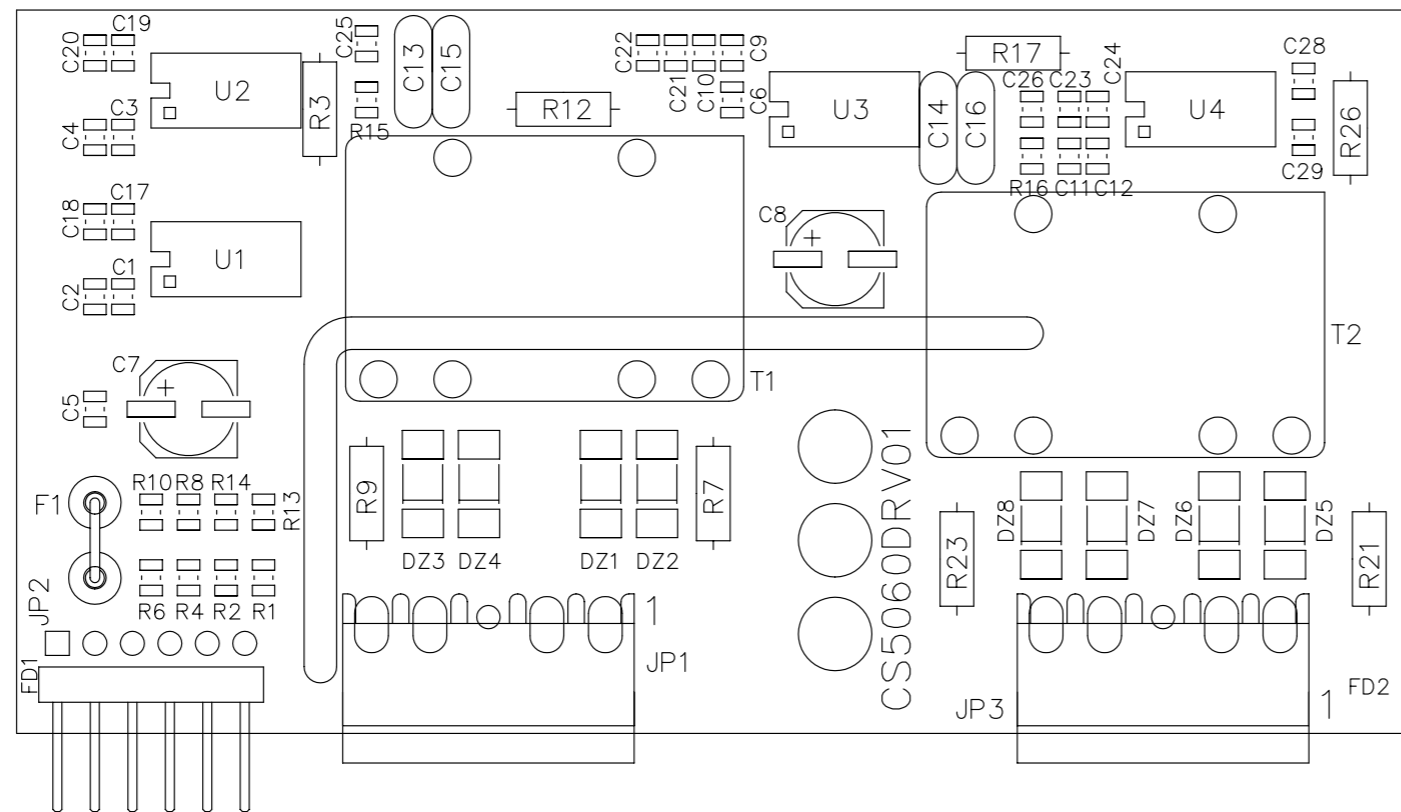
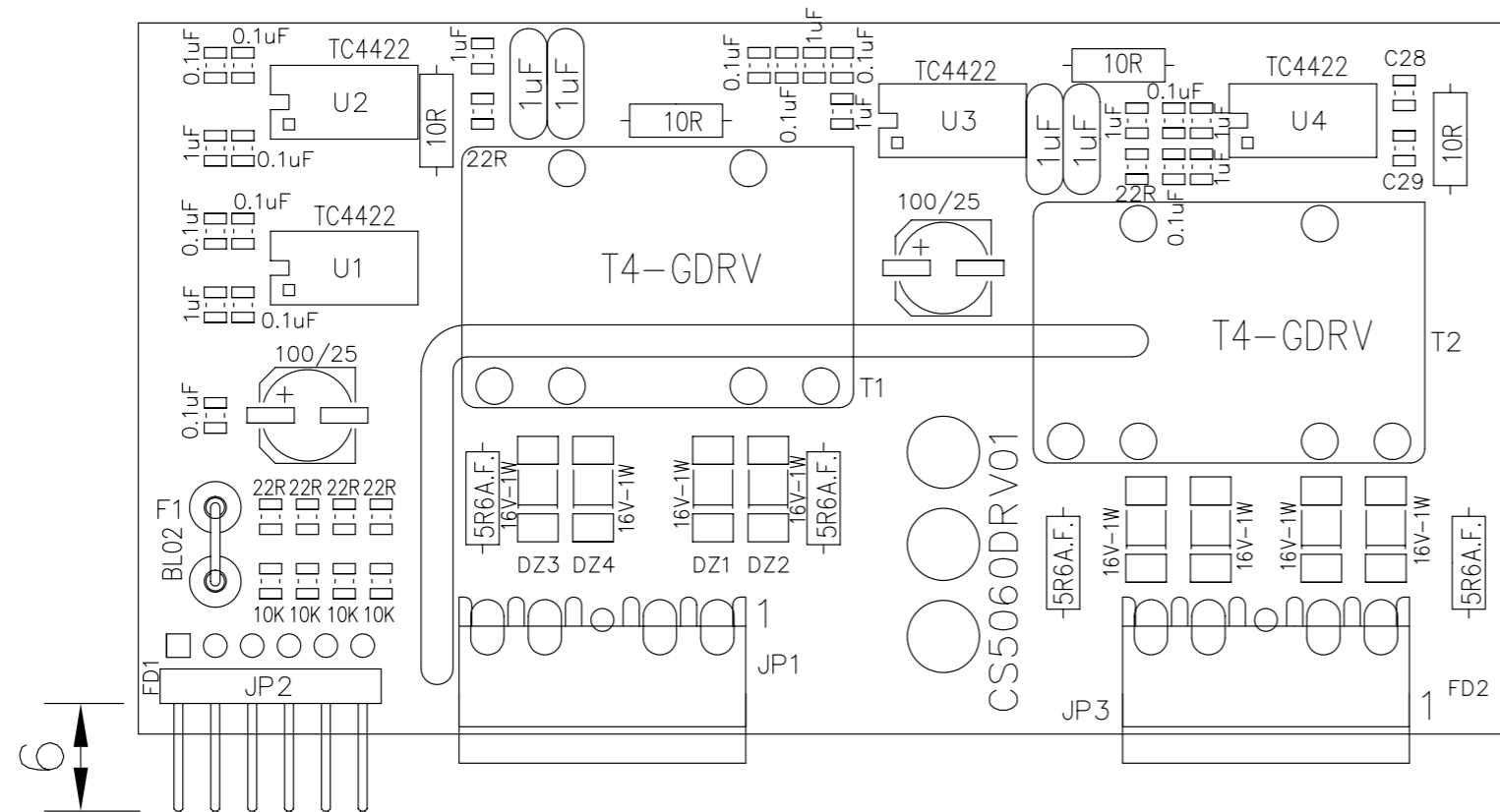


CONTROLLO PSL5060 Revised: Wednesday, May 07, 2008  
PSL5060\_CNT Revision: 3

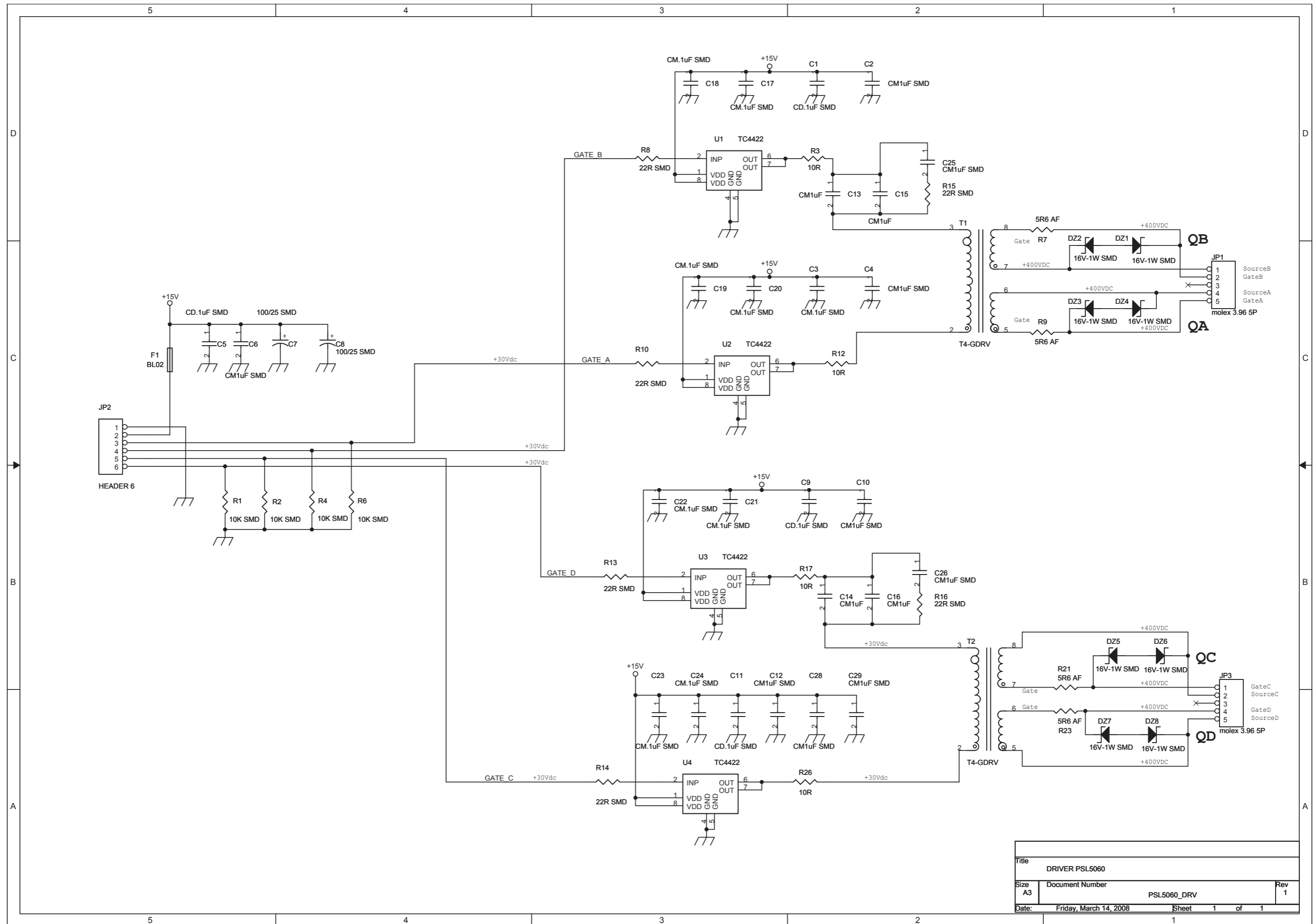
Item	Quantity	Reference	Part
1	1	C1	CP1KP-100V
2	2	C2, C40	CP10KpF
3	21	C3, C4, C6, C7, C9, C16, C22, C27, C28, C29, C30, C33, C34, C37, C38, C43, C50, C55, C59, C66, C67	.1UF SMD
4	13	C5, C17, C18, C19, C20, C21, C23, C24, C26, C56, C64, C65, C69	1KpF SMD
5	1	C8	CP22KpF
6	2	C10, C62	1/25 SMD
7	1	C11	150pF-5% SMD np0
8	1	C12	220pF-5% SMD np0
9	1	C13	22/25 SMD
10	1	C14	1/35 SMD
11	1	C15	2K2pF SMD-np0
12	4	C25, C35, C39, C71	10KpF SMD
13	4	C31, C32, C47, C68	100/35 SMD
14	1	C36	10/25 SMD
15	4	C41, C42, C52, C53	100PF SMD
16	2	C44, C45	ZL 220/35
17	1	C46	CE1/25 SMD
18	2	C48, C60	150pF SMD
19	1	C49	CP10KP-2.5%
20	1	C51	2.2UF/35 SMD
21	1	C54	CD100PF SMD
22	1	C57	CP1uF/63
23	6	D1, R3, R12, R27, C58, C61	X
24	1	C63	TANT 10/16 SMD
25	2	C70, C72	1uf SMD
26	2	D3, D11	BAV99B SMD
27	2	D4, D5	BY27-200
28	5	D6, D7, D8, D9, D10	1N4004 SMD
29	2	D12, D14	BYM13-40 SMD
30	6	D16, D17, D18, D19, D20, D21	1N4148 SMD
31	1	F2	BL02
32	1	F3	DSS-310
33	1	F4	IND 2.2uH SMD
34	1	F5	IND-2.2
35	1	IS1	4N26
36	3	JP1, JP2, JP4	MOLEX-4
37	1	JP3	STRIP5-90GR-M
38	1	JP5	MASCON 90
39	1	JP6	MICS4
40	1	JP7	JUMPER 2P
41	1	JP8	JUMPER 90GR
42	2	LD1, LD2	TLM310 SMD
43	1	PD1	LUNENO
44	3	Q1, Q2, Q3	BC847 SMD
45	1	Q4	IRFD120
46	1	Q5	2N7002 SMD
47	1	R1	180R
48	6	R2, R18, R21, R39, R61, R69	10R SMD
49	3	R4, R51, R52	40K2 SMD
50	2	R5, R62	5K6 SMD
51	1	R6	2K37 SMD
52	4	R7, R8, R9, R11	47R SMD
53	1	R10	1K5 SMD
54	1	R13	270R
55	1	R14	2K0 SMD
56	2	R15, R76	118K0 SMD
57	2	R16, R17	4K7 SMD
58	6	R19, R34, R43, R46, R56, R63	1K0 SMD
59	13	R20, R22, R24, R31, R33, R35, R48, R57, R59, R60, R66, R74, R75	10K0 SMD
60	6	R23, R32, R38, R41, R58, R64	2K2 SMD
61	1	R25	50R0
62	1	R26	1K

Item	Quantity	Reference	Part
63	2	R28, R73	10K SMD
64	3	R29, R44, R71	820K SMD
65	1	R30	470K SMD
66	2	R36, R45	220K SMD
67	1	R37	R47
68	2	R40, R65	6K81 SMD
69	1	R42	RXE110
70	1	R47	180R SMD
71	1	R49	1K58 SMD
72	4	R50, R55, R68, R72	20K0 SMD
73	2	R53, R70	3K3 SMD
74	1	R54	820R SMD
75	1	R67	6K34
76	1	R77	8K2
77	1	R80	180K SMD
78	3	TP1, TP2, TP3	TP
79	2	TR1, TR3	3106X-500R
80	1	TR2	3106X-50R
81	1	T1	TSWTCH25
82	1	U1	UCC3895 DWG4
83	3	U3, U5, U9	LM258 SMD
84	1	U4	UC3843AN SMD
85	1	U8	UCC39002

# PIANO DI MONTAGGIO PSL5060DRV01



ARCHIVIO: X:\WORKDWG\	
TITLE	PSL5060DRV
DOCUMENT NUMBER	PSL5060DRV. DWG REV 1
DATE:	11 APRILE 2008



Title		
DRIVER PSL5060		
Size	Document Number	Rev
A3	PSL5060_DRV	1
Date:	Friday, March 14, 2008	Sheet 1 of 1

DRIVER PSL5060 Revised: Friday, March 14, 2008  
PSL5060\_DRV Revision: 1

Item	Quantity	Reference	Part
1	4	C1, C5, C9, C11	CD.1uF SMD
2	9	C2, C4, C6, C10, C12, C25, C26, C28, C29	CM1uF SMD
3	9	C3, C17, C18, C19, C20, C21, C22, C23, C24	CM.1uF SMD
4	2	C7, C8	100/25 SMD
5	4	C13, C14, C15, C16	CM1uF
6	8	DZ1, DZ2, DZ3, DZ4, DZ5, DZ6, DZ7, DZ8	16V-1W SMD
7	1	F1	BL02
8	2	JP1, JP3	molex 3.96 5P
9	1	JP2	HEADER 6
10	4	R1, R2, R4, R6	10K SMD
11	4	R3, R12, R17, R26	10R
12	4	R7, R9, R21, R23	5R6 AF
13	6	R8, R10, R13, R14, R15, R16	22R SMD
14	2	T1, T2	T4-GDRV
15	4	U1, U2, U3, U4	TC4422



SENSORE DI CORRENTE PSL5060

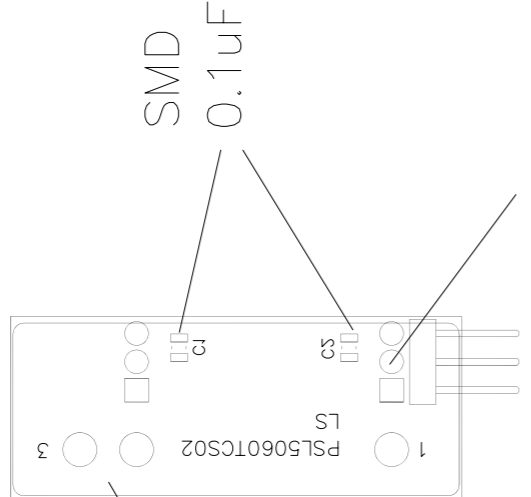
HTP50



SMD  
0.1uF

TAGLIARE  
REOFORI

HTP25



SMD  
0.1uF

TAGLIARE I REOFORI  
PRIMA DI SALDARE

NOTA:

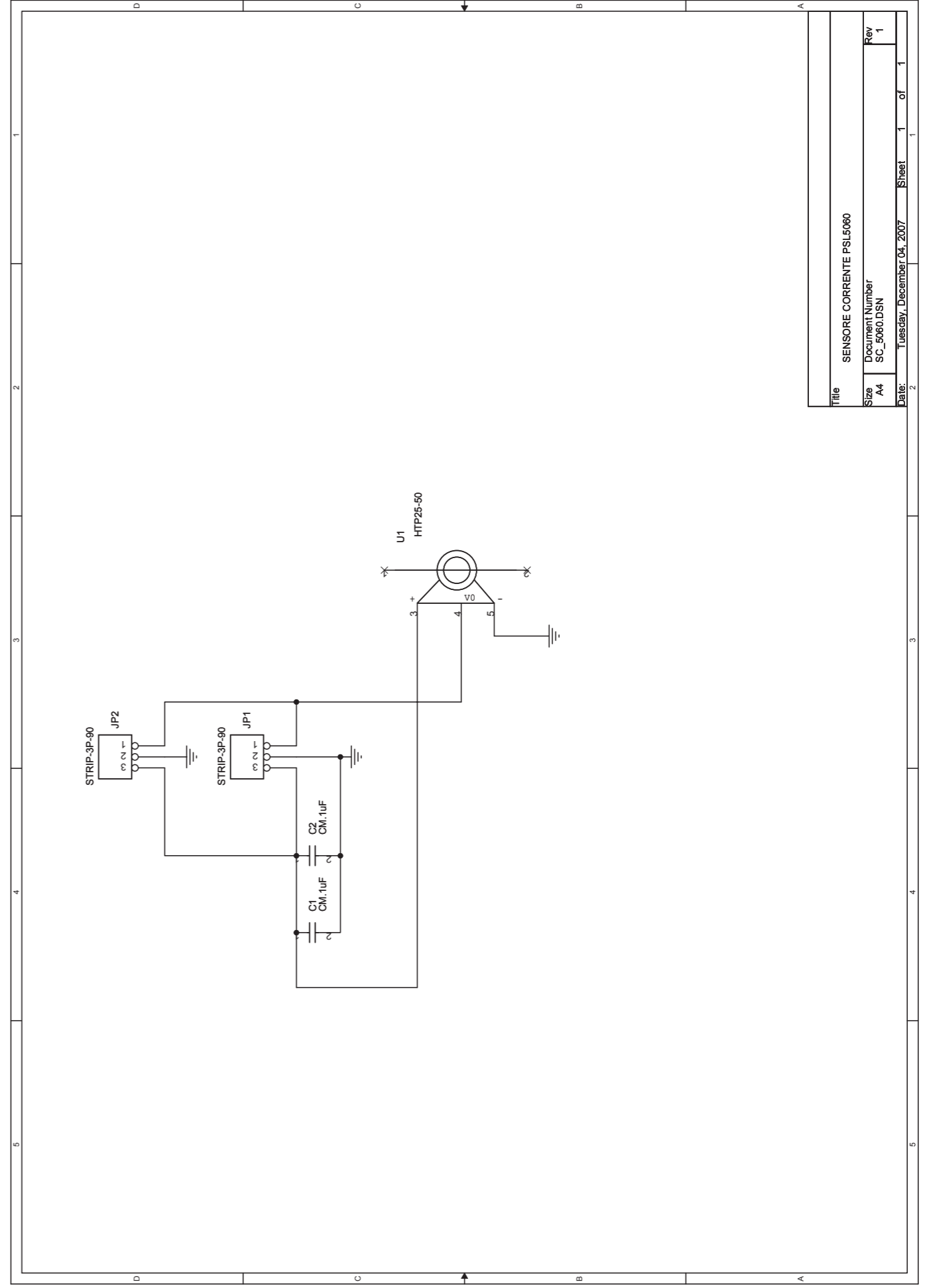
IL CS DEL SENSORE DI CORRENTE VIENE  
RUOTATO DI 180 GRADI PER ADATTARSI  
ALLA PARTE D'INGRESSO O D'USCITA.

ARCHIVIO: X:\WORK\DWG\

TITLE SENSORE DI CORRENTE PSL5060

DOCUMENT NUMBER PSL5060PWR\_ASSEMBL.DWG REV

DATE: 15 APRILE 2008



Title	SENSORE CORRENTE PSL5060
Size	Document Number
A4	SC_5060.DSN
Rev	1
Date:	Tuesday, December 04, 2007
Sheet	1 of 1

SENSORE CORRENTE PSL5060 Revised: Tuesday, December 04, 2007  
SC\_5060.DSN Revision: 1

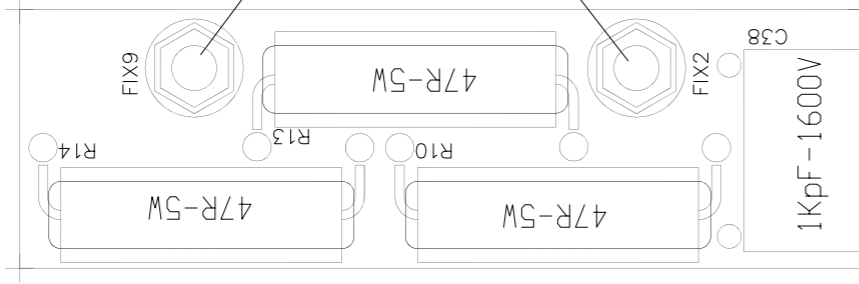
Item	Quantity	Reference	Part
1	2	C1, C2	CM.1uF
2	2	JP1, JP2	STRIP-3P-90
3	1	U1	HTP25-50

PIANO DI MONTAGGIO SNUBBER PSL5060

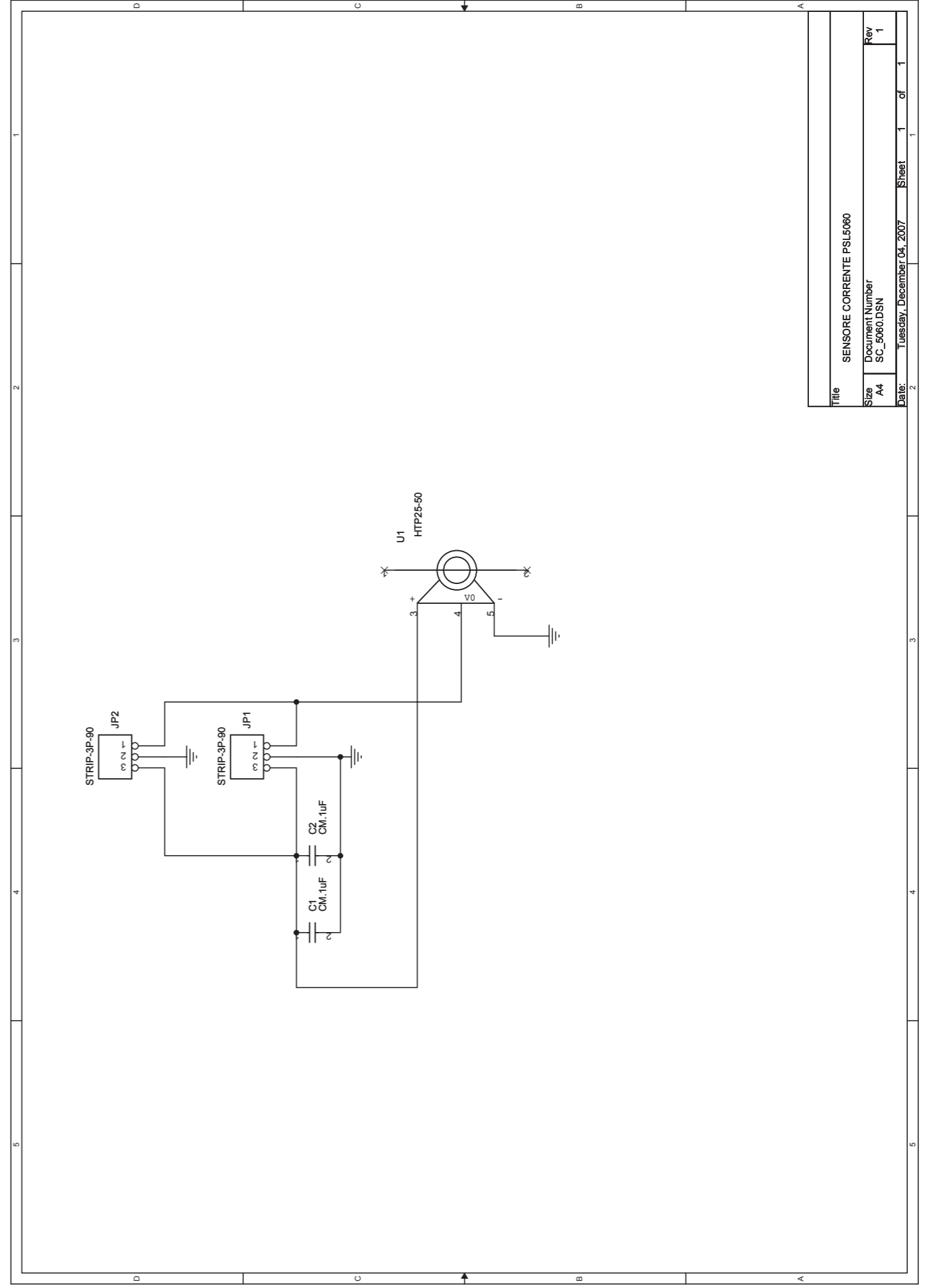
ATTENZIONE  
RIPIEGARE I REOFORI DELLE  
RESISTENZE

RESISTENZE OSSIDO DI METALLO

PROTEGGERE FORI



ARCHIVIO:	X:\WORKDWG\
TITLE	SNUBBER PSL5060
DOCUMENT NUMBER	PSL5060SNR01_MNT. DWG
DATE:	15 APRILE 2008
REV	

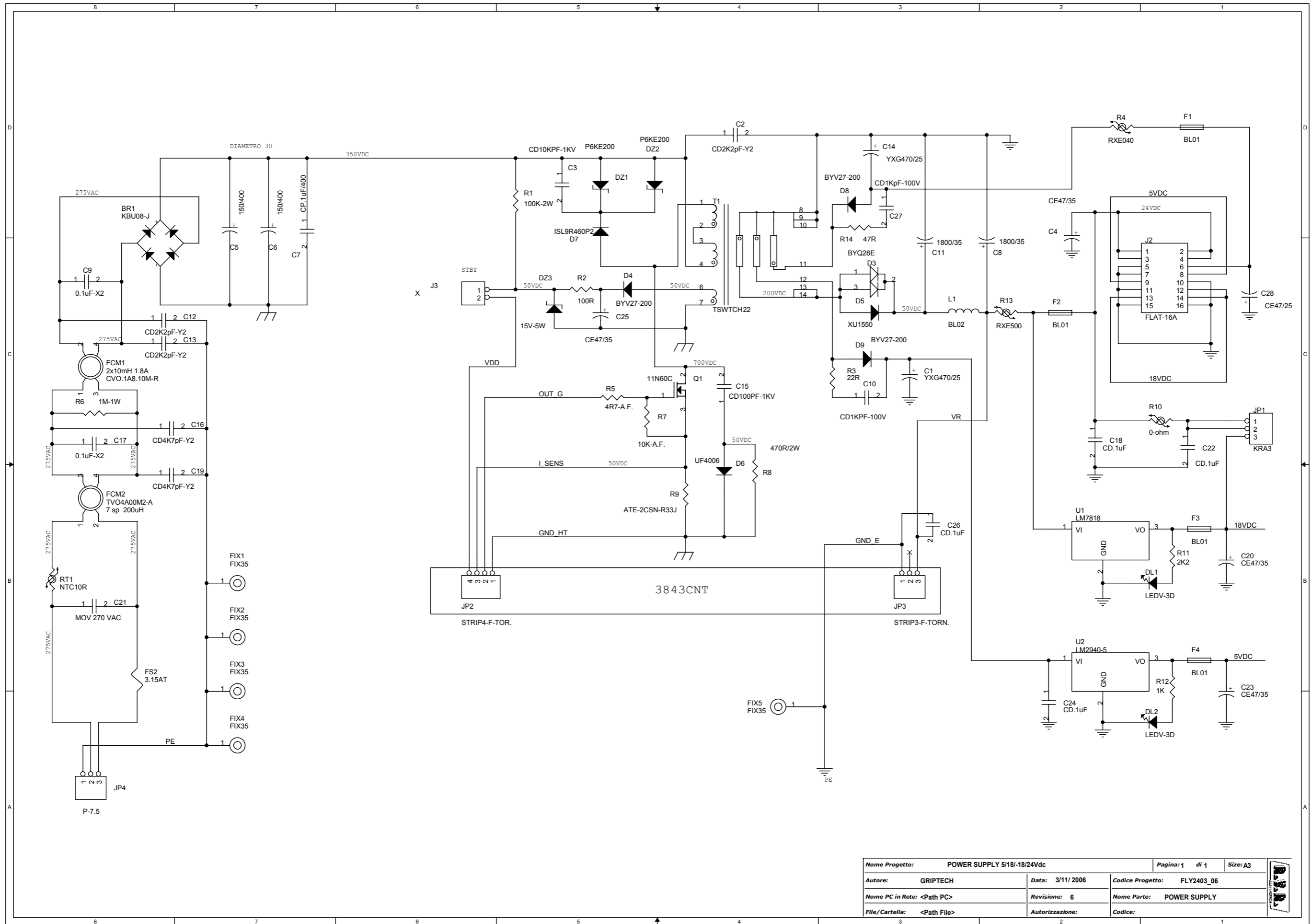


Title	SENSORE CORRENTE PSL5060		
Size	Document Number	Rev	
A4	SC_5060.DSN	1	1
Date:	Tuesday, December 04, 2007	Sheet	1 of 1

PSL5060

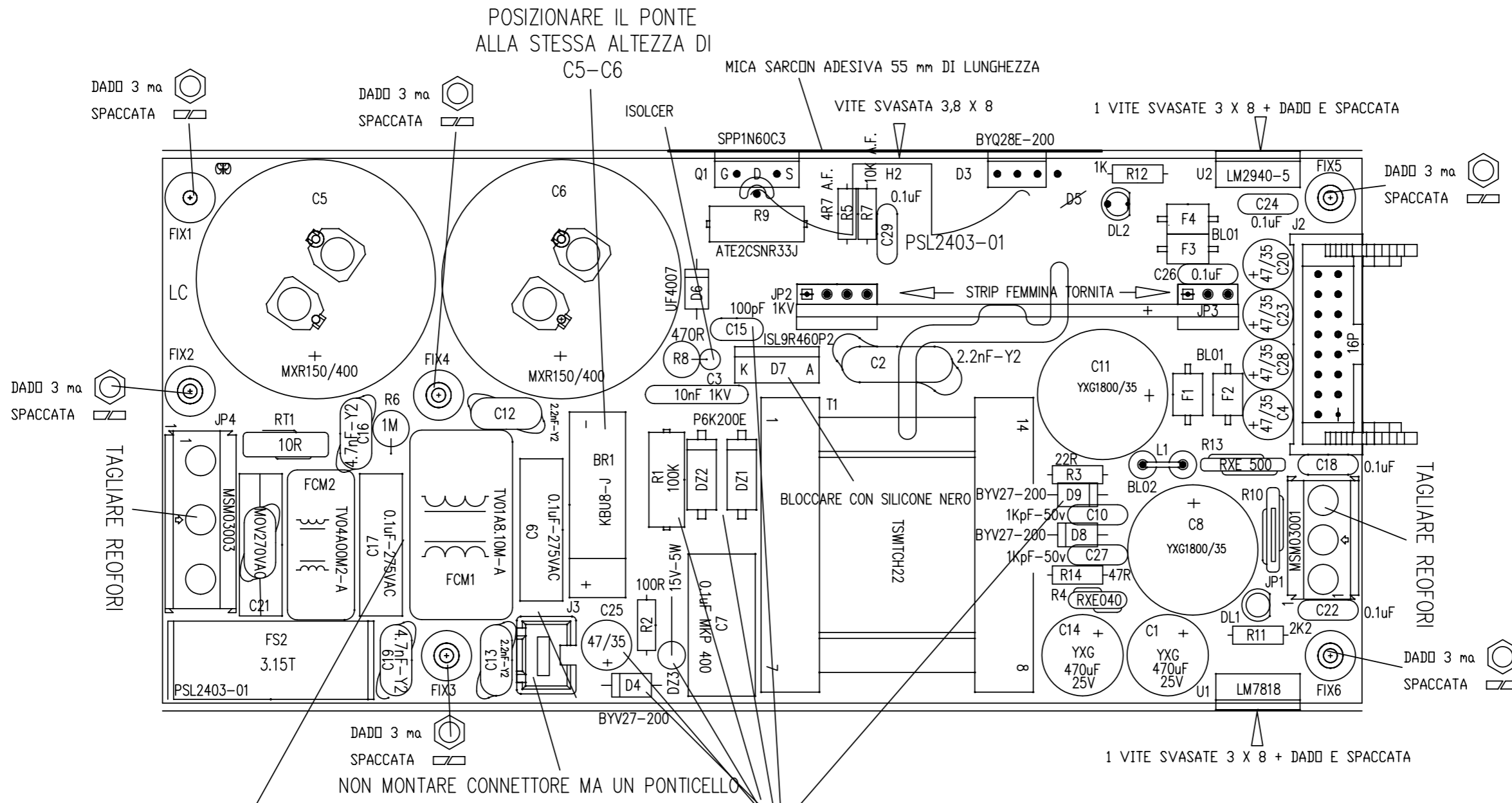
SENSORE CORRENTE PSL5060 Revised: Tuesday, December 04, 2007  
 SC\_5060.DSN Revision: 1

Item	Quantity	Reference	Part
1	2	C1, C2	CM.1uF
2	2	JP1, JP2	STRIP-3P-90
3	1	U1	HTP25-50



Nome Progetto: POWER SUPPLY 5/18-/18/24Vdc		Pagina: 1 di 1	Size: A3
Autore: GRIPTECH	Data: 3/11/ 2006	Codice Progetto: FLY2403_06	
Nome PC in Rete: <Path PC>	Revisione: 6	Nome Parte: POWER SUPPLY	
File/ Cartella: <Path File>	Autorizzazione:	Codice:	

PIANO DI MONTAGGIO PSL2403-06 TEX 2K



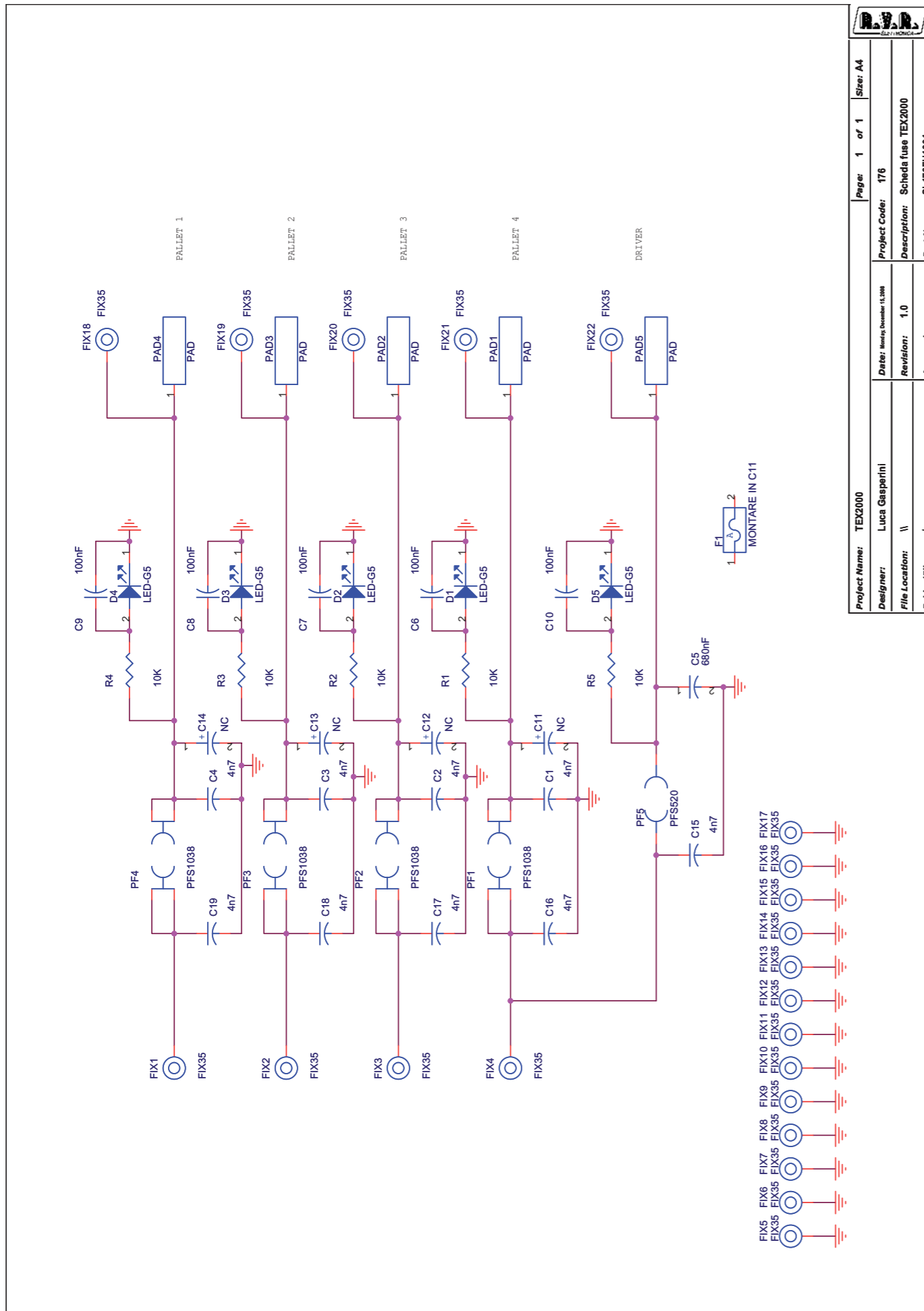
!!!! PER I COMPONENTI IN GIALLO VEDI CAMPIONE !!!!

I SEGUENTI COMPONENTI DEVONO ESSERE MONTATI SOLLEVATI  
DZ1, DZ2, DZ3, R1, R2, C15, C25, D4, D9

ARCHIVIO: X:\WORKDWG\	
TITLE PIANO DI MONTAGGIO PSL2403 TEX 2K	
DOCUMENT NUMBER PSL2403_06_MNT. DWG	REV 6
DATE: 1 settembre 2008	

Revised: Thursday, July 24, 2008  
Revision:

Item	Quantity	Reference	Part
1	1	BR1	KBU08-J
2	2	C1, C14	YXG470/25
3	3	C2, C12, C13	CD2K2pF-Y2
4	1	C3	CD10KPF-1KV
5	4	C4, C20, C23, C25	CE47/35
6	2	C5, C6	150/400
7	1	C7	CP.1uF/400
8	2	C8, C11	1800/35
9	2	C9, C17	0.1uF-X2
10	2	C10, C27	CD1KpF-100V
11	1	C15	CD100PF-1KV
12	2	C16, C19	CD4K7pF-Y2
13	4	C18, C22, C24, C26	CD.1uF
14	1	C21	MOV 270 VAC
15	1	C28	CE47/25
16	2	DL1, DL2	LEDV-3D
17	2	DZ1, DZ2	P6KE200
18	1	DZ3	15V-5W
19	1	D3	BYQ28E
20	3	D4, D8, D9	BYV27-200
21	1	D5	XU1550
22	1	D6	UF4006
23	1	D7	ISL9R460P2
24	1	FCM1	CVO.1A8.10M-R
25	1	FCM2	TVO4A00M2-A
26	5	FIX1, FIX2, FIX3, FIX4, FIX5	FIX35
27	1	FS2	3.15AT
28	4	F1, F2, F3, F4	BL01
29	1	JP1	KRA3
30	1	JP2	STRIP4-F-TOR.
31	1	JP3	STRIP3-F-TORN.
32	1	JP4	P-7.5
33	1	J2	FLAT-16A
34	1	J3	X
35	1	L1	BL02
36	1	Q1	11N60C
37	1	RT1	NTC10R
38	1	R1	100K-2W
39	1	R2	100R
40	1	R3	22R
41	1	R4	RXE040
42	1	R5	4R7-A.F.
43	1	R6	1M-1W
44	1	R7	10K-A.F.
45	1	R8	470R/2W
46	1	R9	ATE-2CSN-R33J
47	1	R10	0-ohm
48	1	R11	2K2
49	1	R12	1K
50	1	R13	RXE500
51	1	R14	47R
52	1	T1	TSWTCH22
53	1	U1	LM7818
54	1	U2	LM2940-5



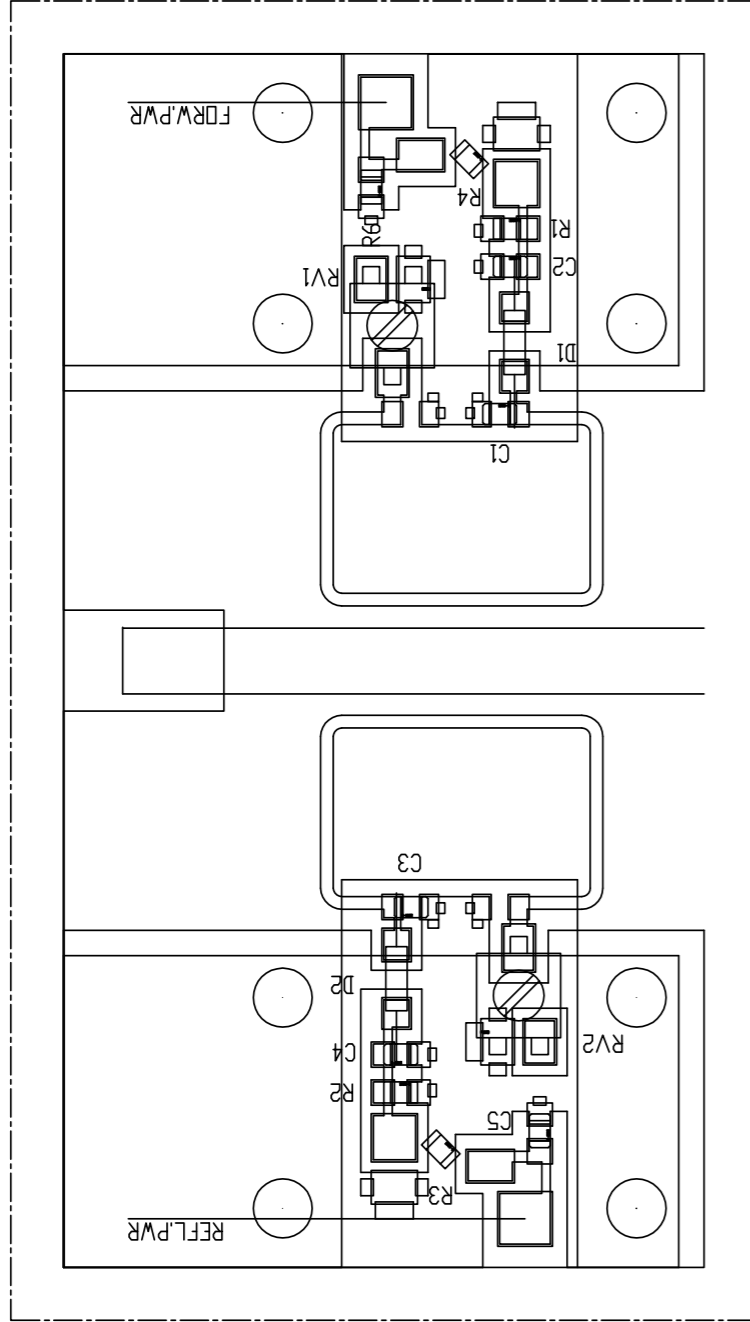
Project Name:	TEX2000
Designer:	Luca Gasperini
File Location:	\\
Folder/File:	/
Date:	Monday, December 15, 2008
Revision:	1.0
Approver:	
Page:	1 of 1
Sheet:	A4
Project Code:	176
Description:	Scheda fuse TEX2000
Part No.:	SL176FU1001

Scheda fuse TEX2000 Revised: 15/12/2008  
 SL176FU1001 Revision: 1.0  
 TEX2000

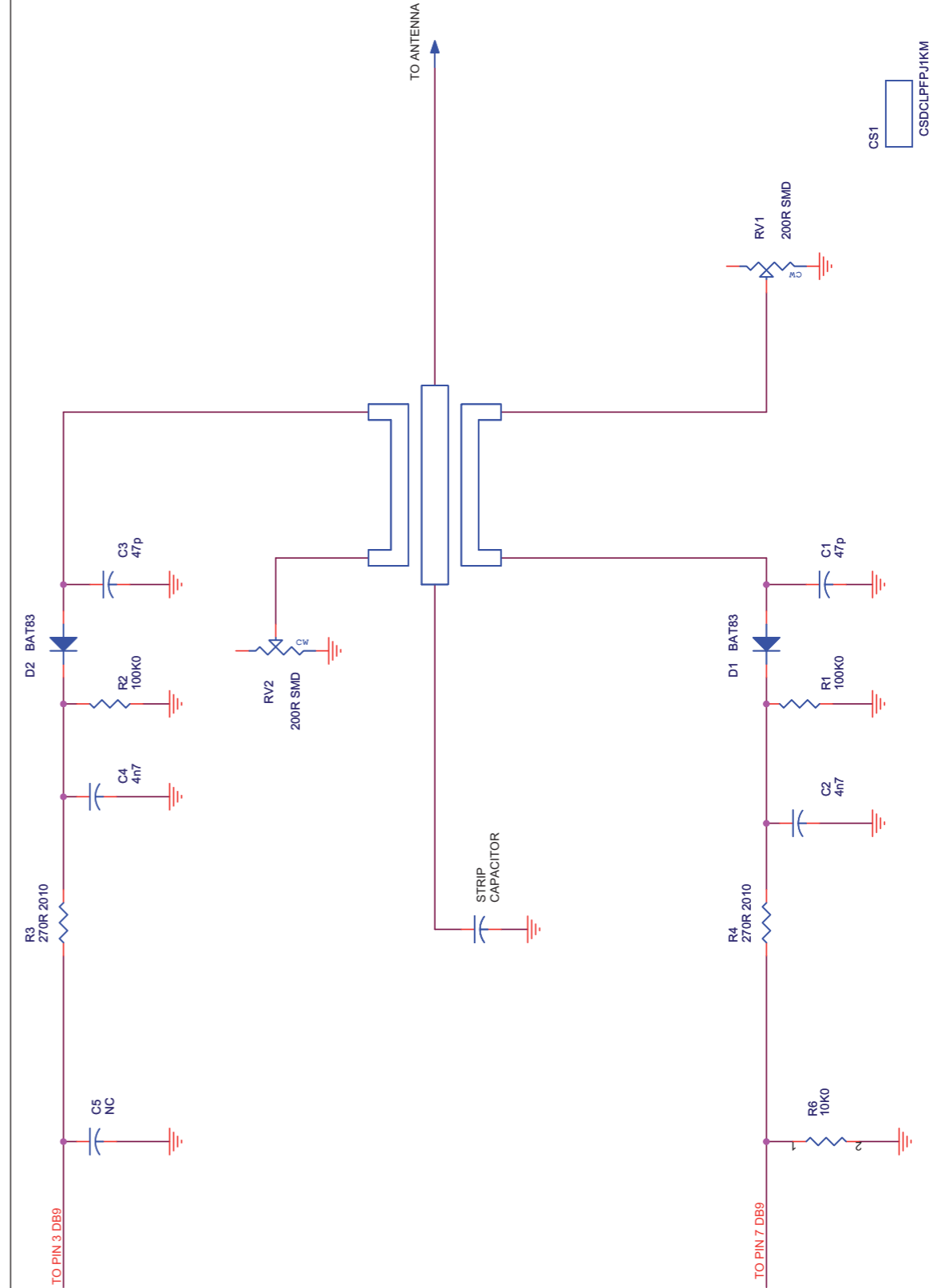
176  
 Luca Gasperini

Item	Quantity	Reference	Part	(description)
1	9	C1, C2, C3, C4, C15, C16, C17, C18, C19	4n7	Cond. ceramico multistrato p 5mm CKM472KC600P
2	1	C5	680nF	Cond. ceramico p 5mm CPE684KC630
3	5	C6, C7, C8, C9, C10	100nF	Cond. ceramico multistrato p 5mm CKM101KC600C
4	4	C11, C12, C13, C14	NC	Cond. Elettr. Dia 13 P5.08
5	5	D1, D2, D3, D4, D5	LED-G5	LED Verde dia. 5mm LEDV05
6	22	FIX1, FIX2, FIX3, FIX4, FIX5, FIX6, FIX7, FIX8, FIX9, FIX10, FIX11, FIX12, FIX13, FIX14, FIX15, FIX16, FIX17, FIX18, FIX19, FIX20, FIX21, FIX22	FIX35	Foro fissaggio 3.5mm
7	5	PAD1, PAD2, PAD3, PAD4, PAD5	PAD	Pad a saldare 5x10 mm
8	4	PF1, PF2, PF3, PF4	PFS1038	Portafusibile 10x38 PFS10X38PICS
9	1	PF5	NC	Portafusibile 5x20
10	5	R1, R2, R3, R4, R5	10K	Res. 1/4W RSM1/4F0010K
11	4		Fusibili 16 A 10x38	FUS10X38RP16
12	1	F1 (montare in C11, alto come le clips dei fusibili)	RXE400	Fusibile autoripristinante 400 mA FUSAUTRX040
13	1	CS1	CSFU0191R1	Circuito stampato CSFU0191R1





Nome Progetto: TEX2000		Pagina: 1	di 1	Size: A3
Autore: Ufficio Tecnico	Data: 08-09-08	Codice Progetto: 176		
Nome PC in Rete: \\UT_SRV\PROGETTI	Revisione: 1.0	Nome Parte: DIRECTIONAL COUPLER		
File/Cartella:	Autorizzazione:	Codice: SL176DC1001		
Scala: /	Materiale: /	Trattamento: /		
		Profilo: /		



Nome Progetto: TEX2000	Pagina: 1	di 1	Size: A4
Autore: Ufficio Tecnico	Data: 08-09-08	Codice Progetto: 176	
Nome PC in Rete: \\UTSRV	Revisione: 1.0	Nome Parte: Directional coupler DRCPTEX2000	
File/Cartella:	Autorizzazione:	Codice: SL176DC1001	

Directional coupler DRCPTX2000 Revised: 08/09/2008

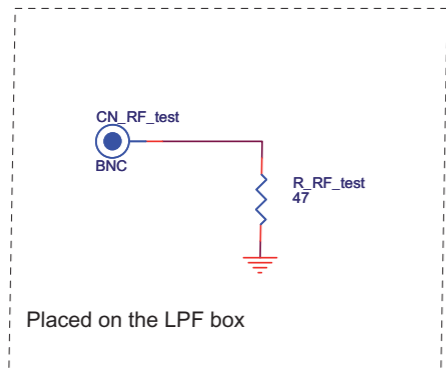
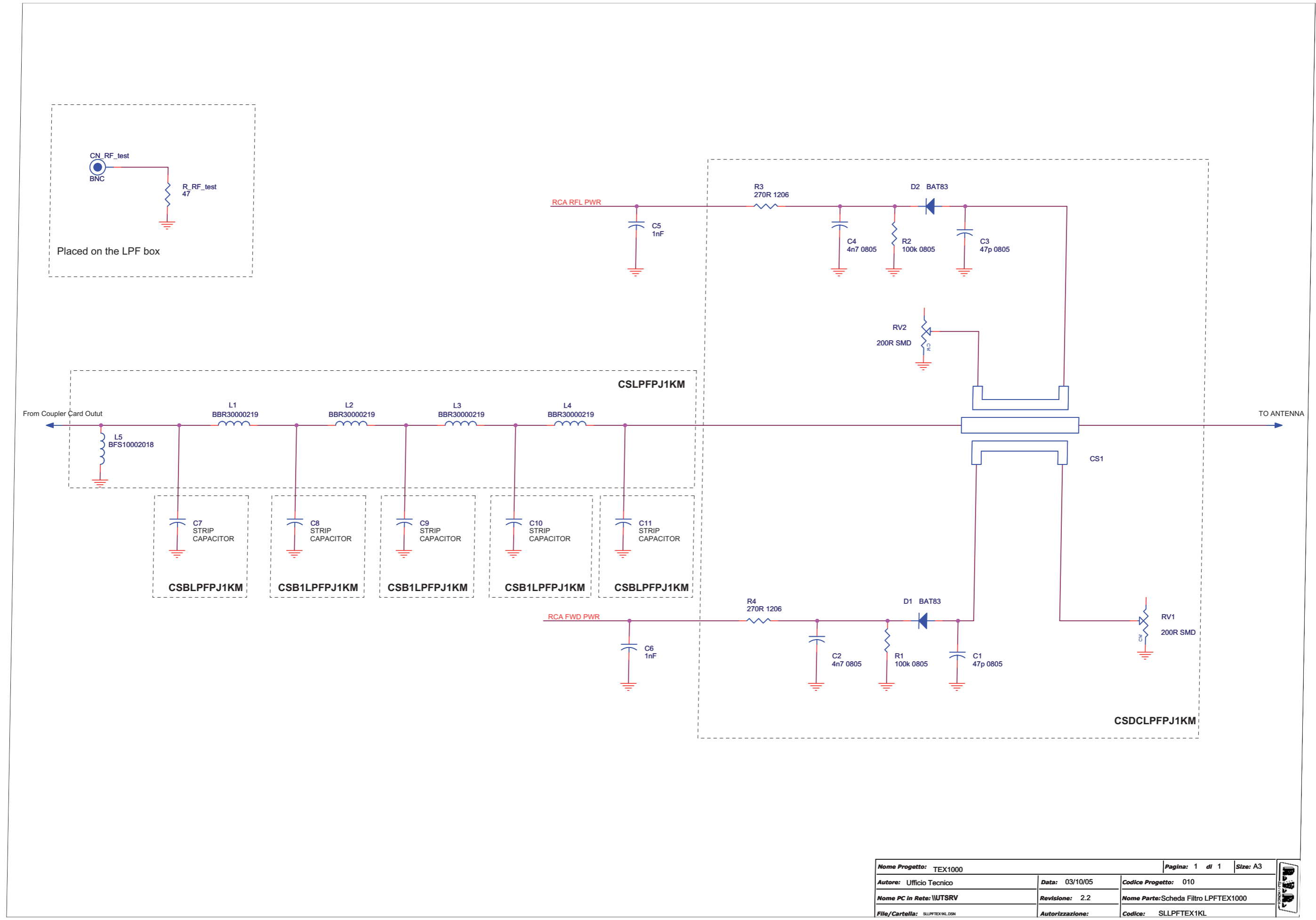
SL176DC1001 Revision: 1.0

TEX2000

176

Ufficio Tecnico

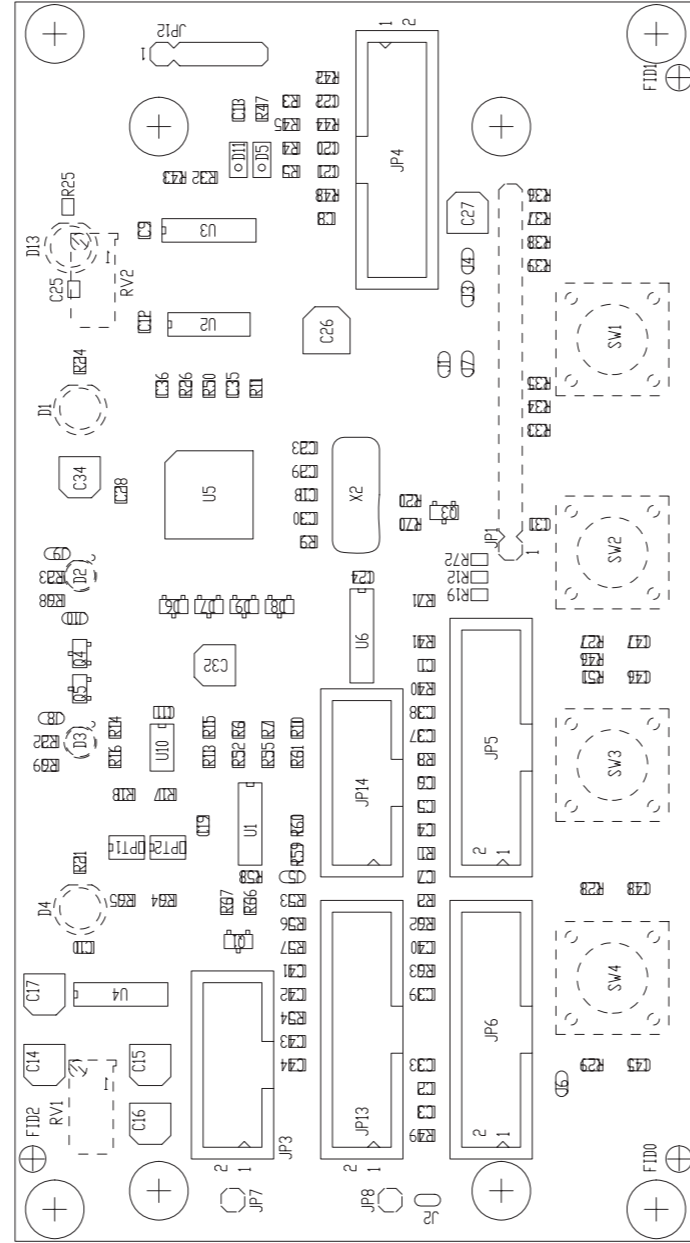
Item	Quantity	Reference	Part
1	1	CS1	CSDCLPFPJ1KM
2	1	CS1	CSDRCPPJ1KM
3	2	C1, C3	47p
4	2	C2, C4	4n7
5	1	C5	NC
6	1	C11	27pFTFL
7	2	D1, D2	BAT83
8	2	RV1, RV2	200R SMD
9	2	R1, R2	100K0
10	2	R3, R4	270R 1206
11	1	R6	10K0



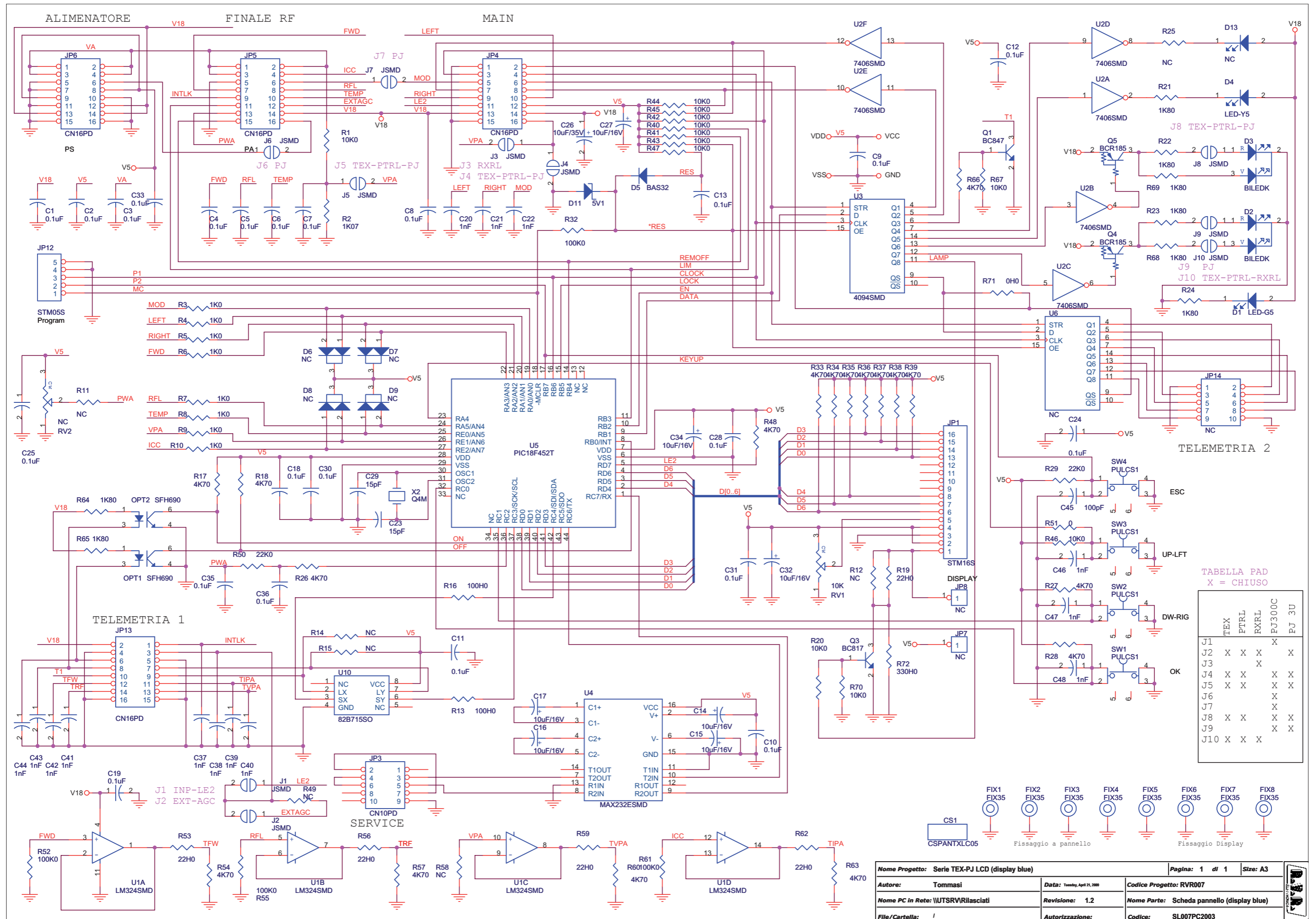
Nome Progetto: TEX1000		Pagina: 1 di 1	Size: A3
Autore: Ufficio Tecnico	Data: 03/10/05	Codice Progetto: 010	
Nome PC in Rete: \WTSRV	Revisione: 2.2	Nome Parte: Scheda Filtro LPFTEX1000	
File/Cartella: SLLPFTEX1K.DSN	Autorizzazione:	Codice: SLLPFTEX1KL	

LOW PASS FILTER Revised: Friday, June 06, 2008  
 SL176LP1001 Revision: 1.0  
 TEX2000  
 176  
 Gasperini Luca

Item	Quantity	Reference	Part	{description}
1	1	CS1	CSLP0202R1	CSLP0202R1
2	1	L1	BOBINA	BOBINA BOB01020031A
3	2	L2, L3	BOBINA	BOBINA BOB01020030A
4	1	L4	BOBINA	BOBINA BOB01020032A



	NOME PROGETTO: TEX-LCD PIC-LCD PTRL RXRL	NOME PARTE: SCHEDA PANNELLO
ARCHIVIAZIONE ELETTRONICA: "CARTELLA RILASCIATI" SU "UTSRV"	AUTORE: A. TOMMASI	DATA: 12/09/2006
MATERIALE: <>	CODICE PROGETTO: 007 - 010	REVISIONE: 1.0
	TRATTAMENTO: <>	SCALA: 1:1
	PROFILO: <>	SIZE: A4
	STATO: ESECUTIVO	PAGINA: 1 DI 1
		CODICE DISEGNO: SL007PC2002

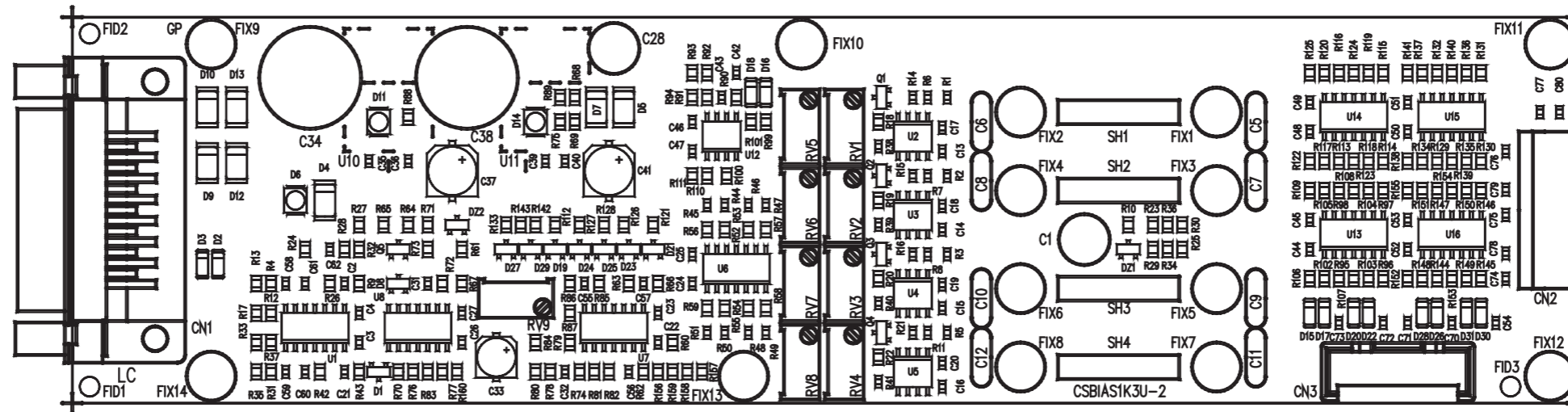


Scheda pannello serie TEX/PJ - SL007PC2003  
21/04/2009 Revision: 1.2  
Serie TEX-PJ LCD (display blue)  
RVR007  
Tommasi

Item	Quantity	Reference	Part	Description	Code
1	1	CS1	CSPANTXLC05	Circuito stampato	CSPANTXLC05
2	23	C1,C2,C3,C4,C5,C6,C7,C8, C9,C10,C11,C12,C13,C18, C19,C24,C25,C28,C30,C31, C33,C35,C36	0.1uF	Cond. SMD 0805	CCC085104KXC
3	7	C14,C15,C16,C17,C27,C32, C34	10uF/16V	Cond. Elett. SMD d. 4mm	CES106A160
4	14	C20,C21,C22,C37,C38,C39, C40,C41,C42,C43,C44,C46, C47,C48	1nF	Cond. SMD 0805	CCC085102KXC
5	2	C23,C29	15pF	Cond. SMD 0805	CCC085150JCC
6	1	C26	10uF/35V	Cond. Elett. SMD d. 5mm	CES106B350
7	1	C45	100pF	Cond. SMD 0805	CCC085101JCC
8	1	D1	LED-G5	LED Verde dia. 5mm	LEDV05
9	2	D2,D3	BILEDK	Doppio led V-R 5mm Catodo com.	LEDB05
10	1	D4	LED-Y5	LED Giallo dia. 5mm	LEDG05
11	1	D5	BAS32	MINIMELF SMD Diode	DISBAS32MINI
12	4	D6,D7,D8,D9	NC	Doppio Diodo SMD SOT23	
13	1	D11	5V1	MINIMELF SMD Zener Diode	DIZ5V1MINI
14	1	D13	NC	LED Giallo dia. 5mm	
15	8	FIX1, FIX2, FIX3, FIX4, FIX5, FIX6, FIX7, FIX8	FIX35	Foro fissaggio 3.5mm	
16	1	JP1	STM16S	Strip maschio 16 pin	Stecca tagliata
17	1	JP3	CN10PD	Connettore 10 poli Flat cs	CNTMCS10A
18	4	JP4, JP5, JP6, JP13	CN16PD	Connettore 16 poli Flat cs	CNTMCS16A
19	3	JP7, JP8, JP14	NC		
20	1	JP12	STM05S	Strip maschio 5 pin	Stecca tagliata
21	10	J1, J2, J3, J4, J5, J6, J7, J8, J9, J10	J5MD	Pad SMD a saldare	
22	2	OPT1, OPT2	SFH690	Optoisolatore SMD SO6	LEDTLP181
23	1	Q1	BC847	Trans. NPN SOT23	TRNBC847
24	1	Q3	BC817	Trans. NPN SOT23	TRNBC817
25	2	Q4, Q5	BCR185	Trans./Res. PNP SOT23	TRNBCR185
26	1	RV1	10K	Trimmer Rg V 3296W	RVT3296WK010
27	1	RV2	NC	Trimmer Rg V 3296W	
28	12	R1,R20,R40,R41,R42,R43, R44,R45,R46,R47,R67,R70	10K0	Res. SMD 0805 1%	RCH085F0010K
29	1	R2	1K07	Res. SMD 0805 1%	RCH085F01K07
30	8	R3,R4,R5,R6,R7,R8,R9,R10	1K0	Res. SMD 0805 1%	RCH085F0001K
31	7	R11,R12,R25,R49,R58, R14,R15	NC	Res. SMD 0805 1%	
33	2	R13,R16	100H0	Res. SMD 0805 1%	RCH085F0100H
34	1	R72	330H0	Res. SMD 0805 1%	RCH085F0330H
35	18	R17,R18,R26,R27,R28,R33, R34,R35,R36,R37,R38,R39, R48,R54,R57,R60,R63,R66	4K70	Res. SMD 0805 1%	RCH085F004K7
36	8	R21,R22,R23,R24,R64,R65, R68,R69	1K80	Res. SMD 0805 1%	RCH085F001K8
37	2	R29,R50	22K0	Res. SMD 0805 1%	RCH085F0022K
38	4	R32,R52,R55,R61	100K0	Res. SMD 0805 1%	RCH085F0100K
39	2	R51,R71	0H0	Res. SMD 0805 1%	RCH085F0000H
40	5	R19,R53,R56,R59,R62	22H0	Res. SMD 0805 1%	RCH085F0022H
41	4	SW1, SW2, SW3, SW4	PULCS1	Pulsante cs	PLC1V1M000M
42	1	U1	LM324SMD	Quad Op. SMD SO14	CILLM324SMD
43	1	U2	7406SMD	Hex inv OC SMD SO14	CID7406SMD
44	1	U3	4094SMD	Shift Reg. SMD SO16	CIDCD4094SMD
45	1	U4	MAX232ESMD	RS232 Driver SMD SO16	CIDMX232CSES
46	1	U5	PIC18F452T	TQFP44 SMD Microprocessor	CIDPIC18F452
47	1	U10	82B715SO	IIC Bus driver SMD SO8	CID82B715S
48	1	X2	Q4M	Quarzo SMD HC49SMD	QRZ000004MC
49	1	U6	NC	Shift Reg. SMD SO16	

NOTA1

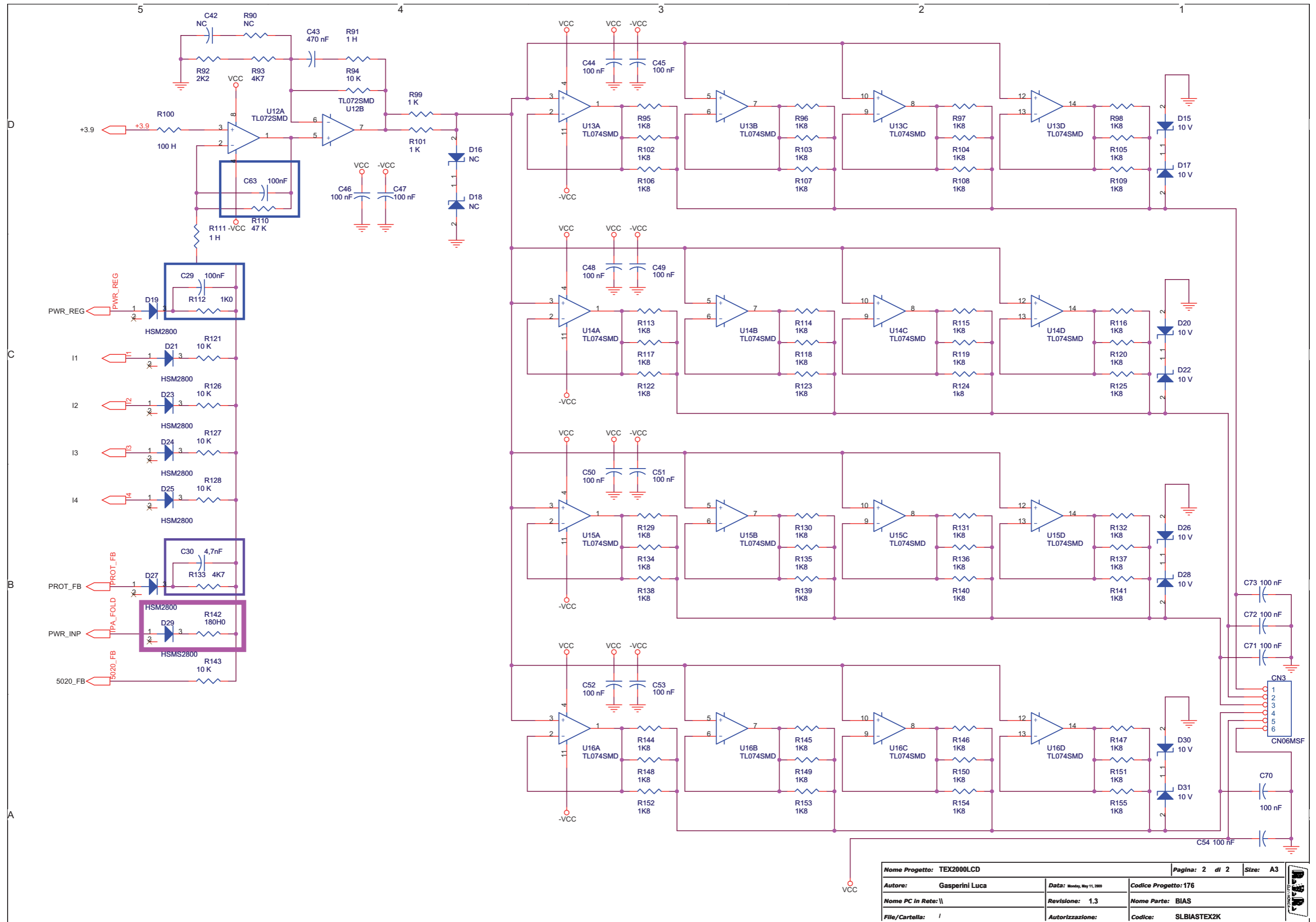
NOTA1 Personalizzazione TEX500LCDTDF: R69 diventa NC



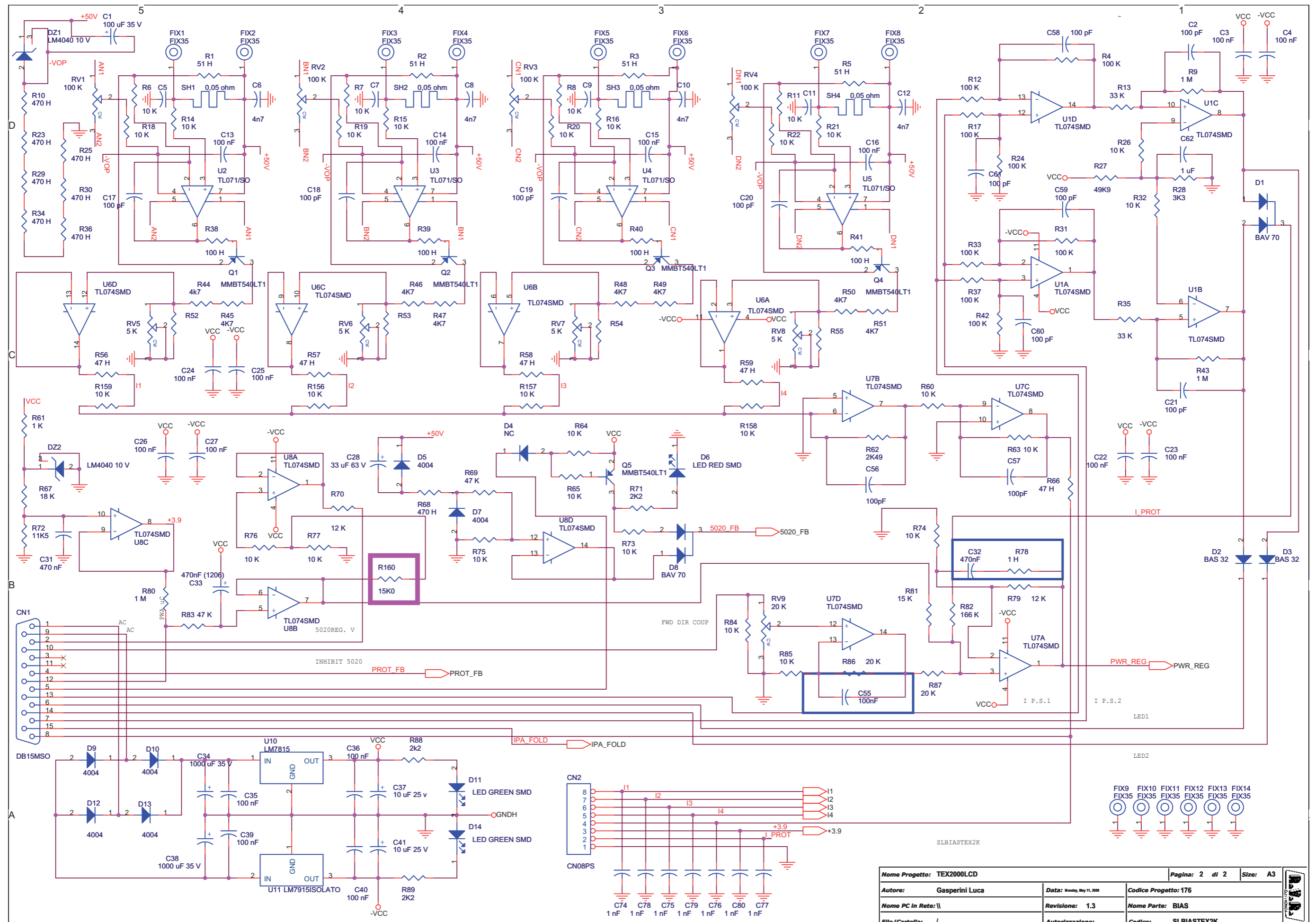
Nome Progetto: TEX1000		Pagina: 1 di 1	Size: A4
Autore: Ufficio Tecnico	Data: 22/01/04	Codice Progetto: 010	
Nome PC in Rete: \\UT_SRV\PROGETTI	Revisione: 1.2	Nome Parte: Scheda Bias TEX1000/PJ1000C	
File/Cartella: MANUALI\TEX1000\SLBIAS1K3U-2\bias1k3u-2.dwg	Autorizzazione:	Codice: SLBIAS1K3U-2	
Scala: /	Materiale: /	Trattamento: /	Profilo: /







Nome Progetto: TEX2000LCD		Pagina: 2 di 2	Size: A3
Autore: Gasperini Luca	Data: Monday, May 11, 2009	Codice Progetto: 176	
Nome PC in Rete: \\	Revisione: 1.3	Nome Parte: BIAS	
File/Cartella: /	Autorizzazione:	Codice: SLBIASTEX2K	

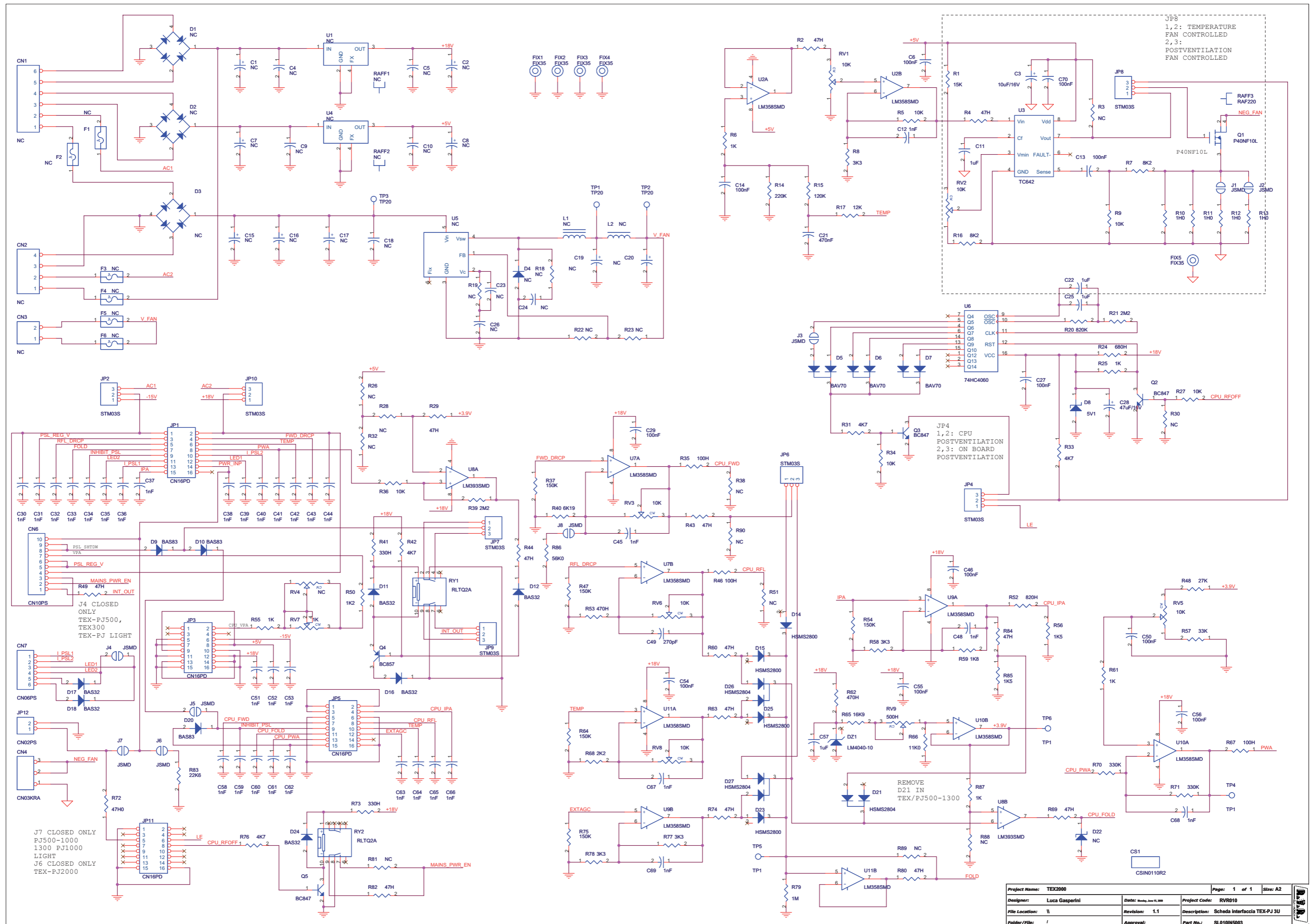


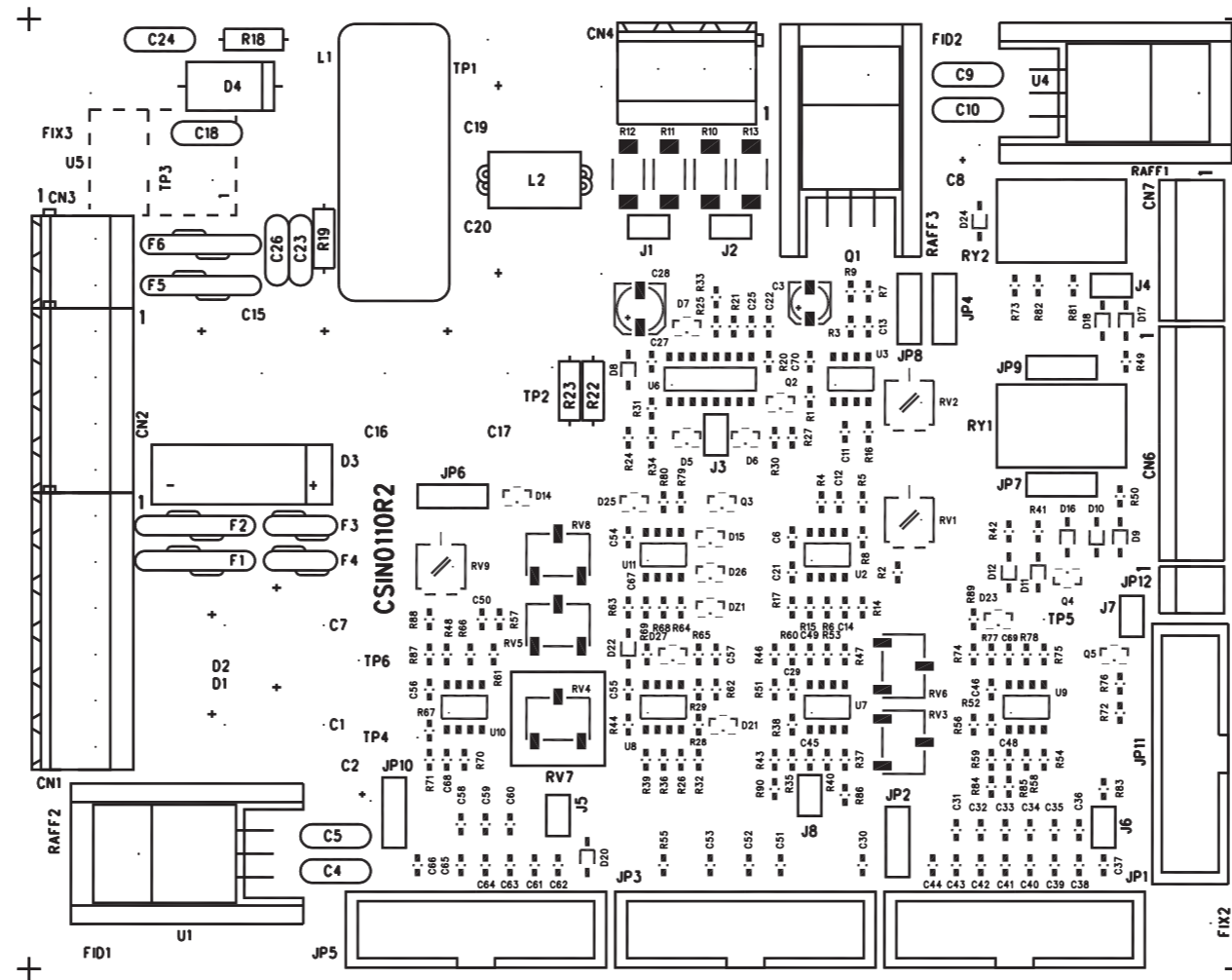
Nome Progetto: TEX2000LCD		Pagina: 2 di 2		Size: A3
Autore: Gasperini Luca		Data: Monday, May 11, 2009	Codice Progetto: 176	
Nome PC in Rete: \\		Revisione: 1.3	Nome Parte: BIAS	
File/ Cartella: /		Autorizzazione:	Codice: SLBIASTEX2K	

SCHEDA BIAS Revised: 11/10/2009  
SLBIATESTX2K Revision: 1.3  
TEX2000LCD

Item	Q.ty	Reference	Part	Note
1	1	CN1	DB15MSO	
2	1	CN2	CN08PS	
3	1	CN3	CN06MSF	
4	1	C1	100 uF 35 V	
5	12	C2, C17, C18, C19, C20, C21, C56, C57, C58, C59, C60, C61	100 pF	
6	31	C3, C4, C13, C14, C15, C16, C22, C23, C24, C25, C26, C27, C35, C36, C39, C40, C44, C45, C46, C47, C48, C49, C50, C51, C52, C53, C54, C70, C71, C72, C73, C55, C29	100 nF	
7	8	C5, C6, C7, C8, C9, C10, C11, C12, C30	4n7	
8	1	C28	33 uF 63 V	
9	2	C31, C43, C32	470 nF	
10	2	C37, C41	10 uF 25 V	
10A	1	C33		
11	2	C34, C38	1000 uF 35 V	
12	7	C42, R90, R142, D16, D18, D4	NC	
13	8	C74, C75, C76, C77, C78, C79, C80	1 nF	
14	1	C62	1 uF	
15	2	DZ2, DZ1	LM4040 10 V	
16	2	D8, D1	BAV 70	
17	2	D3, D2	BAS 32	
18	7	D5, D7, D9, D10, D12, D13	4004	
19	3	D6	LED SMD RED 3X2,6 MM	
20		D11, D14	LED SMD GREEN 3X2,6 MM	
21	8	D15, D17, D20, D22, D26, D28, D30, D31	10 V	
22	6	D19, D21, D23, D24, D25, D27, D29	HSM2800	
23	14	FIX1, FIX2, FIX3, FIX4, FIX5, FIX6, FIX7, FIX8, FIX9, FIX10, FIX11, FIX12, FIX13, FIX14	FIX35	
24	5	Q1, Q2, Q3, Q4, Q5	MMBT540LT1	
25	4	RV1, RV2, RV3, RV4	100K	
26	4	RV5, RV6, RV7, RV8	5K	
27	1	RV9	20K	
28	4	R1, R2, R3, R5	51 H	
29	8	R4, R12, R17, R24, R31, R33, R37, R42	100 K	
30	35	R6, R7, R8, R11, R14, R15, R16, R18, R19, R20, R21, R22, R26, R32, R60, R63, R64, R65, R73, R74, R75, R76, R77, R84, R85, R94, R121, R126, R127, R128, R143, R156, R157, R158, R159	10 K	
31	3	R9, R43, R80	1 M	
32	8	R10, R23, R25, R29, R30, R34, R36, R68	470 H	
33	2	R35, R13	33 K	
34	1	R27	49K9	
35	1	R28	3K3	
36	5	R38, R39, R40, R41, R100	100 H	
37	14	R44, R45, R46, R47, R48, R49, R50, R51, R52, R53, R54, R55, R93, R133	4K7	
38	5	R56, R57, R58, R59, R66	47 H	
39	3	R61, R99, R101, R112	1 K	
40	1	R62	2K49	
41	1	R67	18 K	
42	3	R69, R83, R110	47 K	
43	2	R70, R79	12 K	
44	5	R71, R88, R89, R92	2K2	
45	1	R72	11K5	
46	3	R78, R91, R111	1 H	
47	1	R81, R160	15 K	
48	1	R82	165 K	
49	2	R86, R87	20 K	

Item	Q.ty	Reference	Part	Note
50	48	R95, R96, R97, R98, R102, R103, R104, R105, R106, R107, R108, R109, R113, R114, R115, R116, R117, R118, R119, R120, R122, R123, R124, R125, R129, R130, R131, R132, R134, R135, R136, R137, R138, R139, R140, R141, R144, R145, R146, R147, R148, R149, R150, R151, R152, R153, R154, R155	1K8	
51	1	R142	180 H	
52	4	SH1, SH2, SH3, SH4	0,05 ohm	
53	8	U1, U6, U7, U8, U13, U14, U15, U16	TL074SMD	
54	4	U2, U3, U4, U5	TL071/SO	
55	1	U10	LM7815	
56	1	U11	LM7912ISOLATO	
57	1	U12	TL072SMD	





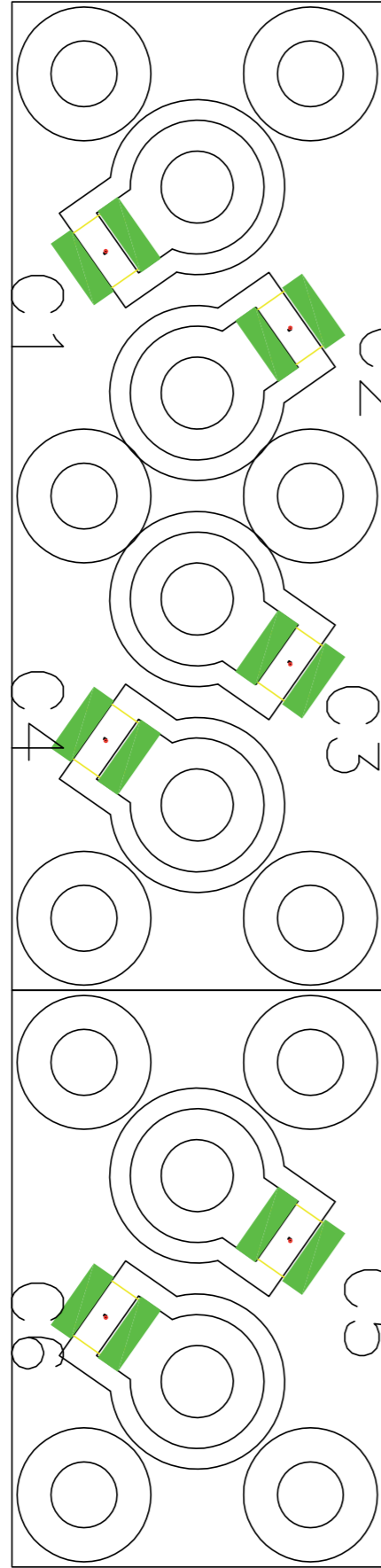
<b>DIMENSIONI SCHEDA: 131.00 x 103.00 mm</b>		DITTA: R.V.R. elettronica S.p.A.	MODELLO: CSIN0110R2
SPECIFICHE DI FORATURA (MLS): VEDI TABELLA RELATIVA		DATA: 27/10/2008	<b>GP studio</b> TELEFONO E FAX 059 809408
LATO BORDI/SCHEMA COMPONENTI VISTA LATO COMPONENTI		MATERIALE: FR4	
		∅ MATER.: 1.6mm	
		∅ RAME: 35µ	DIS: GP studio
		N. LAYER: 2	SCALA: 1:1 REV.: 00
			FOGLIO: 01

Scheda interfaccia TEX-PJ 3U  
15/06/2009 Revision: 1.1  
TEX2000

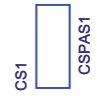
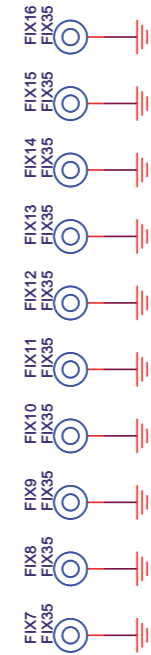
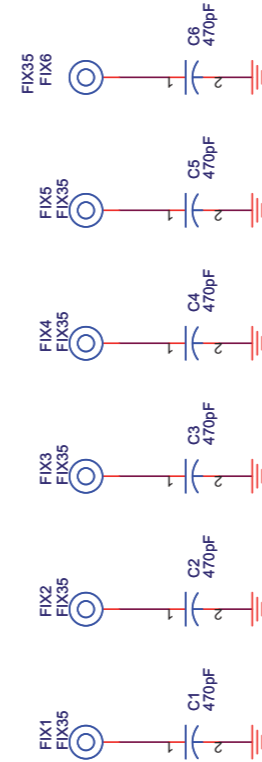
Luca Gasperini

Item	Quantity	Reference	Part	(description)	CODICE AS400
1	1	CN1	NC	Conn. tipo KRA a 6 poli	
2	1	CN2	NC	Conn. tipo KRA a 4 poli	
3	1	CN3	NC	Conn. tipo KRA a 2 poli	
4	1	CN4	CN03KRA	Conn. tipo KRA a 3 poli	MORSKRA3
5	1	CN6	CN10PS	Connettore 10 poli Mascon	CNTMASM20PCS
6	1	CN7	CN06PS	Connettore 6 poli Mascon	CNTMASM20PCS
7	1	CS1	CSIN0110R2	Circuito stampato	CSIN0110R2
8	2	C1, C7	NC	Cond. Elettr. Dia 10 P5.08	
9	2	C2, C8	NC	Cond. Elettr. Dia 5 P2.54	
10	1	C3	10uF/16V	Cond. Elettr. SMD d. 4mm	CES106A160
11	8	C4, C5, C9, C10, C18, C23, C24, C26	NC	Cond. ceramico multistrato p 5mm	
12	11	C6, C13, C14, C27, C29, C46, C50, C54, C55, C56, C70	100nF	Cond. SMD 0805	CCC085104KXC
13	4	C11, C22, C25, C57	1uF	Cond. SMD 0805	CCC085105KYC
14	33	C12, C30, C31, C32, C33, C34, C35, C36, C37, C38, C39, C40, C41, C42, C43, C44, C45, C48, C51, C52, C53, C58, C59, C60, C61, C62, C63, C64, C65, C66, C67, C68, C69	1nF	Cond. SMD 0805	CCC085102JNC
15	5	C15, C16, C17, C19, C20	NC	Cond. Elettr. Dia 13 P5.08	
16	1	C21	470nF	Cond. SMD 0805	CCC085474KXB
17	1	C28	47uF/16V	Cond. Elettr. SMD d. 5mm	CES476C160
18	1	C49	270pF	Cond. SMD 0805	CCC085271JCC
19	1	DZ1	LM4040-10	Diode Zener SMD SOT23	CILLM4040-10
20	2	D1, D2	NC	Ponte diodi tondi W	
21	1	D3	NC	Ponte diodi KBL/KBU	
22	1	D4	NC	Diode plastico P600	
23	3	D5, D6, D7	BAV70	Doppio Diode SMD SOT23	DISBAV70
24	1	D8	5V1	MINIMELF SMD Zener Diode	DIZ5V1MINI
25	3	D9, D10, D20	BAS83	MINIMELF SMD Diode	DISBAS83MINI
26	6	D11, D12, D16, D17, D18, D24	BAS32	MINIMELF SMD Diode	DISBAS32MINI
27	4	D14, D15, D23, D25	HSMS2800	Diode SMD SOT23	DISHSMS2800
28	3	D21, D26, D27	HSMS2804	Doppio Diode SMD SOT23	DISHSMS2804
29	1	D22	NC	MINIMELF SMD Zener Diode	
30	5	FIX1, FIX2, FIX3, FIX4, FIX5	FIX35	Foro fissaggio 3.5mm	
31	1	F1	NC	Fusibile autorip. 13mm	
32	5	F2, F3, F4, F5, F6	NC	Fusibile autorip. 7mm	
33	4	JP1, JP3, JP5, JP11	CN16PD	Conn. M.C.S. Dritto 16P alette	CNTMCS16A
34	7	JP2, JP4, JP6, JP7, JP8, JP9, JP10	STM03S	Strip maschio 3 pin	CNTSTM40SDA
35	1	JP12	CN02PS	Connettore 2 poli Mascon	CNTMASM20PCS
36	8	J1, J2, J3, J4, J5, J6, J7, J8	J5MD	Pad SMD a saldare	
37	1	L1	NC	Induttanza toroidale	
38	1	L2	NC	Induttanza cilindrica VK200	
39	1	Q1	P40NF10L	Trans. FET N TO220	TRNSTP40NF10
40	3	Q2, Q3, Q5	BC847	Trans. NPN SOT23	TRNBC847
41	1	Q4	BC857	Trans. PNP SOT23	TRNBC857
42	2	RAFF1, RAFF2	NC	Dissipatore TO220	
43	1	RAFF3	RAF220	Dissipatore TO220	DSC20220C25
44	2	RV1, RV2	10K	Trimmer SMD	RVT4X4K0010V
45	4	RV3, RV5, RV6, RV8	10K	Trimm. multi SMD 3269	RVT3269WK010
46	1	RV4	NC	Trimm. multi SMD 3269	
47	1	RV7	1K	Trimmer Rg V 3386P	RVT3386PK001
48	1	RV9	500H	Trimmer SMD	RVT4X4H0050V
49	2	RY1, RY2	RLTQ2A	Rele' TQ2	RLD2V12V05AM
50	1	R1	15K	Res. SMD 0805	RCH085F0015K
51	13	R2, R4, R29, R43, R44, R49, R60, R63, R69, R74, R80, R82, R84	47H	Res. SMD 0805	RCH085F0047H
52	11	R3, R26, R28, R30, R32, R38, R51, R81, R88, R89, R90	NC	Res. SMD 0805	
53	5	R5, R9, R27, R34, R36	10K	Res. SMD 0805	RCH085F0010K
54	5	R6, R25, R55, R61, R87	1K	Res. SMD 0805	RCH085F0001K
55	2	R16, R7	8K2	Res. SMD 0805	RCH085F008K2
56	4	R8, R58, R77, R78	3K3	Res. SMD 0805	RCH085F003K3
57	4	R10, R11, R12, R13	1H0	Res. SMD 2512 1%	RCH252J001H0
58	1	R14	220K	Res. SMD 0805	RCH085F0220K
59	1	R15	120K	Res. SMD 0805	RCH085F0120K
60	1	R17	12K	Res. SMD 0805	RCH085F0012K
61	4	R18, R19, R22, R23	NC	Res. 1/4W	
62	1	R20	820K	Res. SMD 0805	RCH085F0820K
63	2	R39, R21	2M2	Res. SMD 0805	RCH085F002M2
64	1	R24	680H	Res. SMD 0805	RCH085F0680H
65	4	R31, R33, R42, R76	4K7	Res. SMD 0805	RCH085F04K70
66	3	R35, R46, R67	100H	Res. SMD 0805	RCH085F0100H
67	5	R37, R47, R54, R64, R75	150K	Res. SMD 0805	RCH085F0150K
68	1	R40	6K19	Res. SMD 0805	RCH085F06K19
69	2	R73, R41	330H	Res. SMD 0805	RCH085F0330H
70	1	R48	27K	Res. SMD 0805	RCH085F0027K
71	1	R50	1K2	Res. SMD 0805	RCH085F001K2
72	1	R52	820H	Res. SMD 0805	RCH085F0820H
73	2	R53, R62	470H	Res. SMD 0805	RCH085F0470H
74	2	R56, R85	1K5	Res. SMD 0805	RCH085F001K5
75	1	R57	33K	Res. SMD 0805	RCH085F0033K
76	1	R59	1K8	Res. SMD 0805	RCH085F001K8
77	1	R65	16K9	Res. SMD 0805	RCH085F016K9
78	1	R66	11K0	Res. SMD 0805	RCH085F011K0
79	1	R68	2K2	Res. SMD 0805	RCH085F002K2

Item	Quantity	Reference	Part	(description)	CODICE AS400
80	2	R70, R71	330K	Res. SMD 0805	RCH085F0330K
81	1	R72	47H0	Res. SMD 0805	RCH085F0047H
82	1	R79	1M	Res. SMD 0805	RCH085F0001M
83	1	R83	22K6	Res. SMD 0805	RCH085F022K6
84	1	R86	56K0	Res. SMD 0805	RCH085F0056K
86	3	TP1, TP2, TP3	TP20	Foro dia. 2mm	
87	3	TP4, TP5, TP6	TP1	Test point	
88	2	U1, U4	NC	Stabilizzatore TO220F Isolato	
89	5	U2, U7, U9, U10, U11	LM358SMD	Dual Op. SMD SO8	CILLM358SMD
90	1	U3	TC642	Fan controller SO8	CILTC642BCOA
91	1	U5	NC	Regolatore switching	
92	1	U6	74HC4060	Divider SMD SO16	CID74HC4060
93	1	U8	LM393SMD	Dual Op. SMD SO8	CILLM393SMD
94	7	Ponticello per connettore strip da CS	JUMPER	JUMPER	MINIJUMPER



SL176F1001



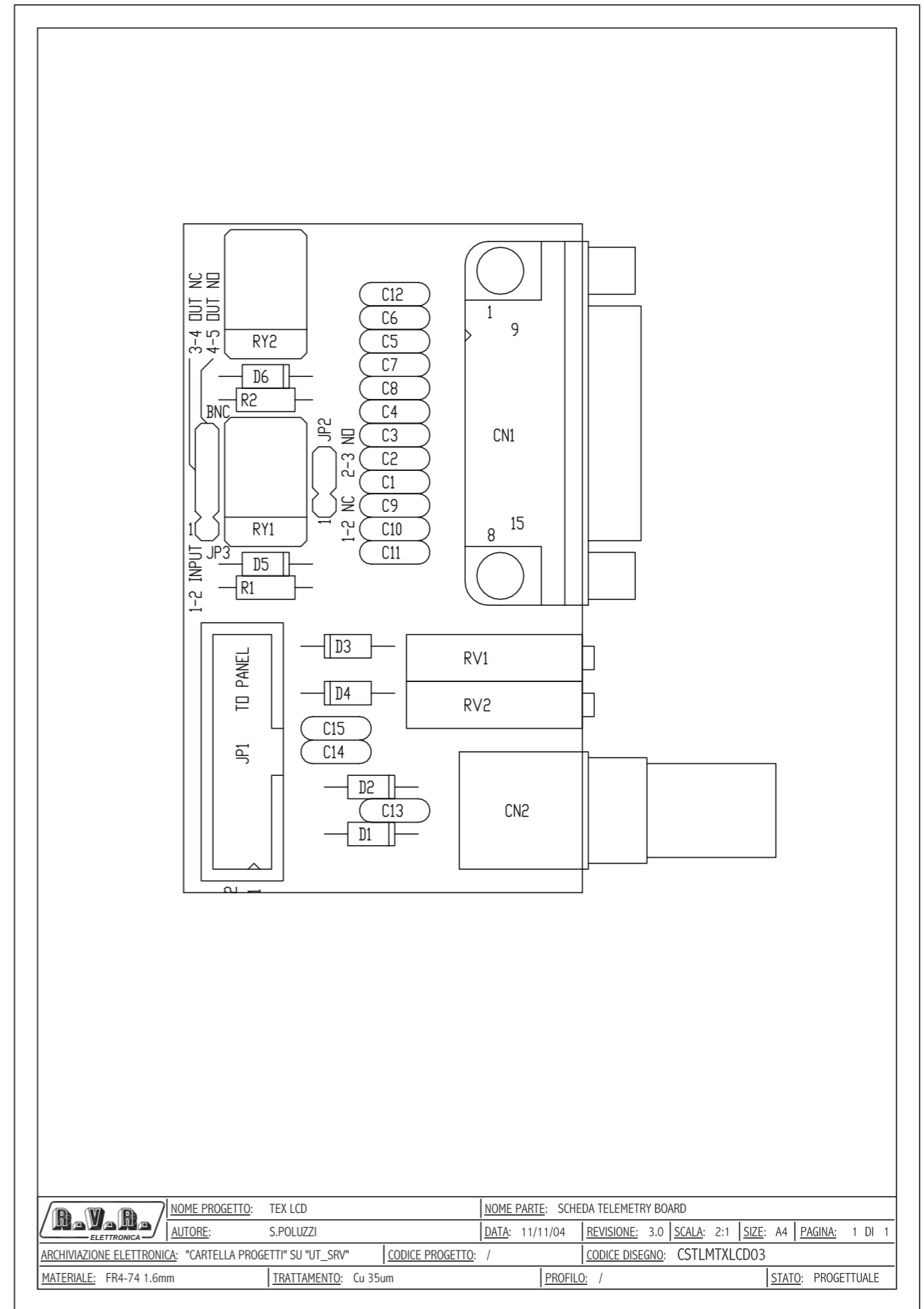
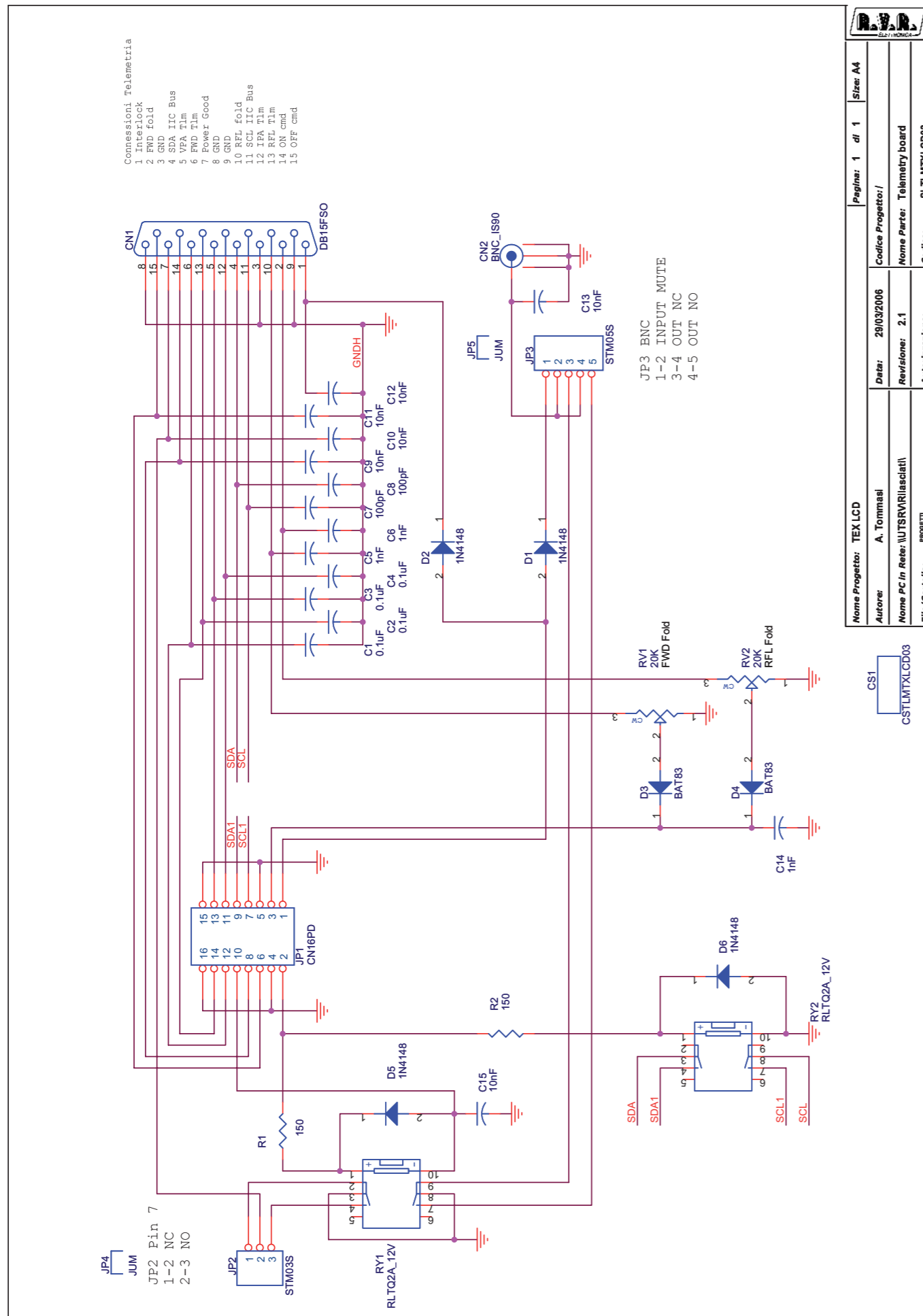
Project Name:	TEX2000	Page:	1 of 1	Size:	A4
Designer:	Luca Gasparini	Date:	Thursday, June 18, 2008	Project Code:	176
File Location:	\\	Revision:	1.0	Description:	Passaparte
Folder/File:	/	Approval:		Part No.:	SL176F1001

Passaparete Revised: Tuesday, June 10, 2008  
SL176F11001 Revision:  
TEX2000  
176

Luca Gasperini

Item	Quantity	Reference	Part	CODICE AS400
1	1	CS1	CSPAS1Circuito stampato	CSPAS1
2	6	C1, C2, C3, C4, C5, C6	470pF Cond. SMD 1212 HQ	CHQ471JA501
3	16	FIX1, FIX2, FIX3, FIX4, FIX5, FIX6, FIX7, FIX8, FIX9, FIX10, FIX11, FIX12, FIX13, FIX14, FIX15, FIX16	FIX35 Foro fissaggio 3.5mm	





Telemetry board Revised: Wednesday, March 29, 2006  
 SLTLMTXLCD03 Revision: 2.1  
 TEX-LCD/RXRL-LCD/PTRL-LCD  
 Andrea Tommasi

Item	Quantity	Reference	Part	Description
1	1	CN1	DB15FSO	Connettore DB15 femm. cs 90°
2	1	CN2	BNC_IS90	Connettore BNC metallico 90°
3	1	CS1	CSTLMTXLCD03	Circuito stampato
4	4	C1, C2, C3, C4	0.1uF	Cond. ceramico p 5mm
5	3	C5, C6, C14	1nF	Cond. ceramico p 5mm
6	2	C7, C8	100pF	Cond. ceramico p 5mm
7	6	C9, C10, C11, C12, C13, C15	10nF	Cond. ceramico p 5mm
8	4	D1, D2, D5, D6	1N4148	Diode in vetro DO35
9	2	D3, D4	BAT83	Diode Hot carrier DO35
10	1	JP1	CN16PD	Connettore 16 poli Flat cs
11	1	JP2	STM03S	Strip maschio 3 pin
12	1	JP3	STM05S	Strip maschio 5 pin
13	2	JP4, JP5	JUM	Ponticello Jumper <span style="float: right;">Nota 1</span>
14	2	RV1, RV2	20K	Trimmer Rg H 3006
15	2	RY2, RY1	RLTQ2A_12V	Rele' TQ2
15	2	R1, R2	150	Res. 1/4W