



TEX1002LCD

TECHNICAL ANNEX
VOLUME 2



Appendix A Piani di montaggio, schemi elettrici, liste componenti / *Component layouts, schematics, bills of material*

Questa parte del manuale contiene i dettagli tecnici riguardanti la costruzione delle singole schede componenti il TEX1002LCD. L'appendice è composta dalle seguenti sezioni:

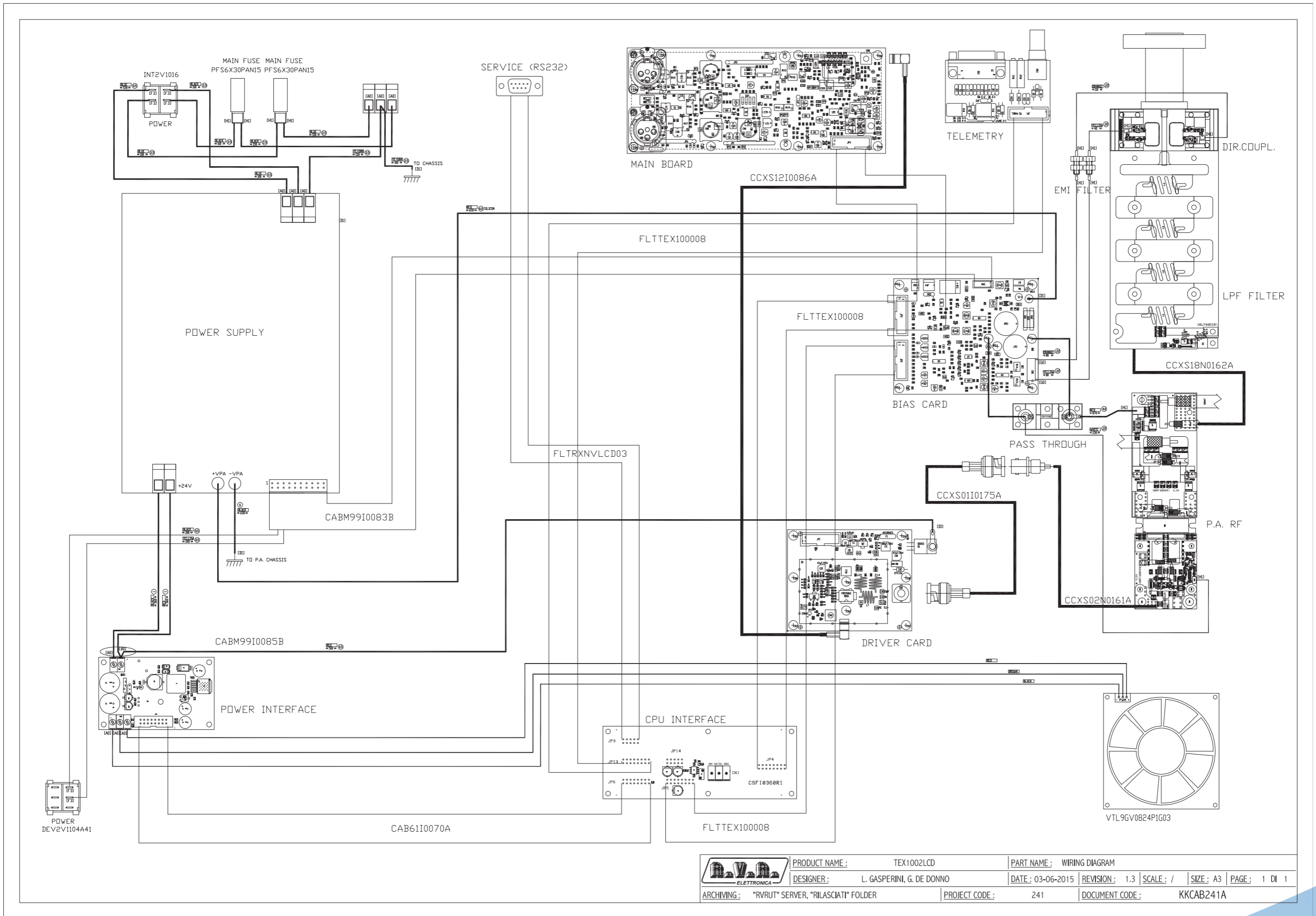
This part of the manual contains the technical details about the different Cards of the TEX1002LCD. This appendix is composed of the following sections:

Description	RVR Code RVR Code	Vers.	Page
Wiring Diagram	KKCAB241A	1.3	1
Main Board	SLMA0383R01V01	1.6	2
Driver Card	SLDR0271R01V01	1.2	8
R.F. Card	SL241RF1001	1.2	11
LPF Card	SLLP0356R01V01	1.0	14
Power Supply Interface	SLIN0363R02V01	1.1	17
Power Supply	PSL4248	1.0	20
Panel Card	SLPC0436R01V05	1.0	21
BIAS Card	SLBI0373R03V01	1.0	24
Pass Through Card	SLFI0360R01V01	1.0	27
Filter Card	SL241FI1001	1.1	30
Directional Coupler Card	SLDC0355R01V01	1.0	33
Telemetry Card	SLTLMTXLCD03	2.2	36
Stereo Coder Card	SLCTC30V03	1.2	39

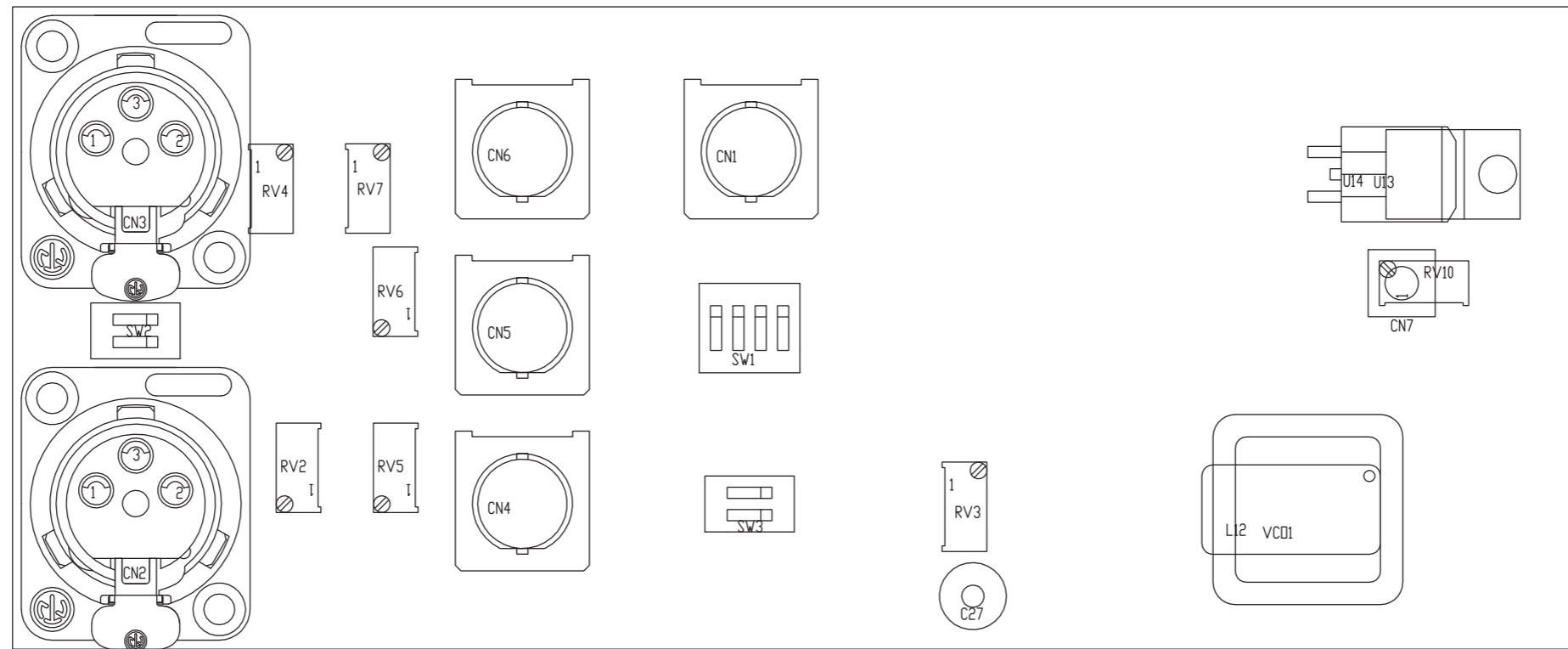
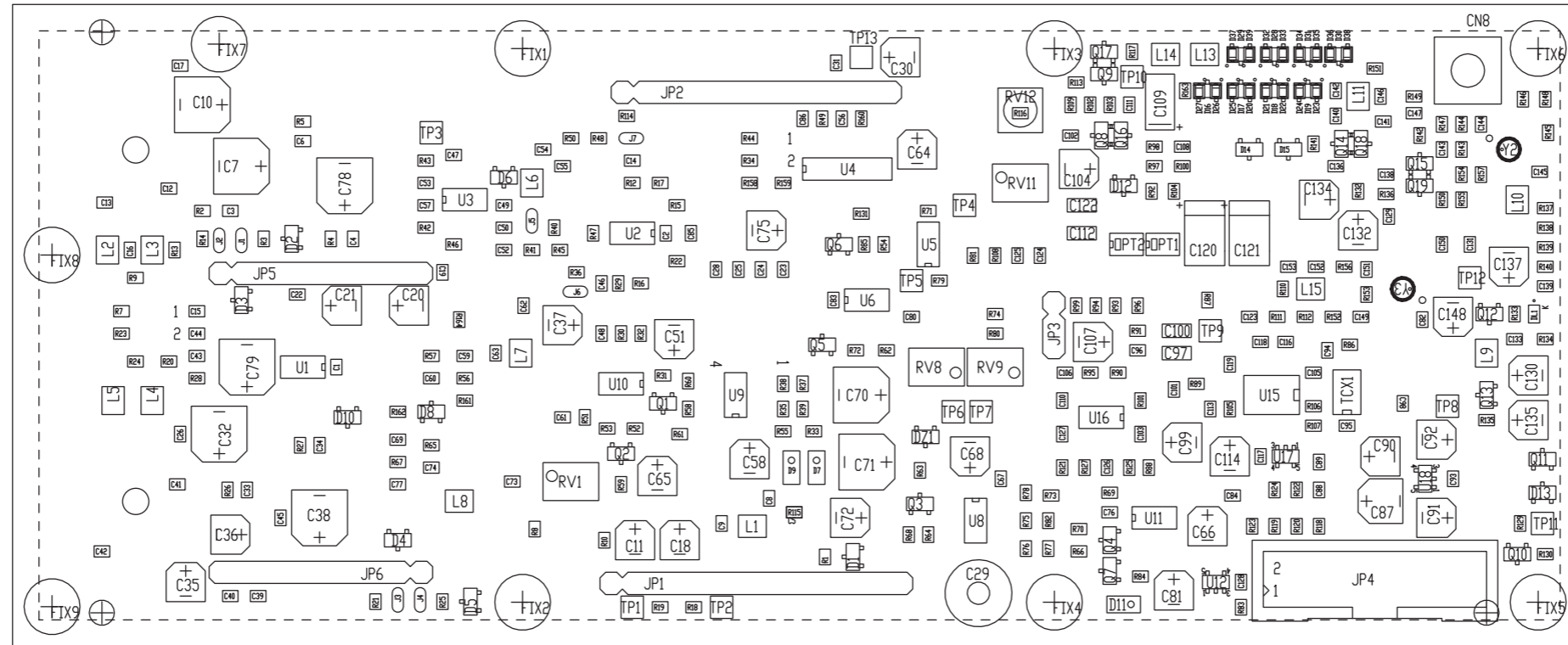
Document History

Date	Version	Reason	Code	Editor
29/08/2014	1.0	First Release	/	J.H. Berti
29/04/2015	1.1	Minor Update	/	J.H. Berti
18/03/2016	1.2	Minor Update	/	J.H. Berti

KKCAB241A

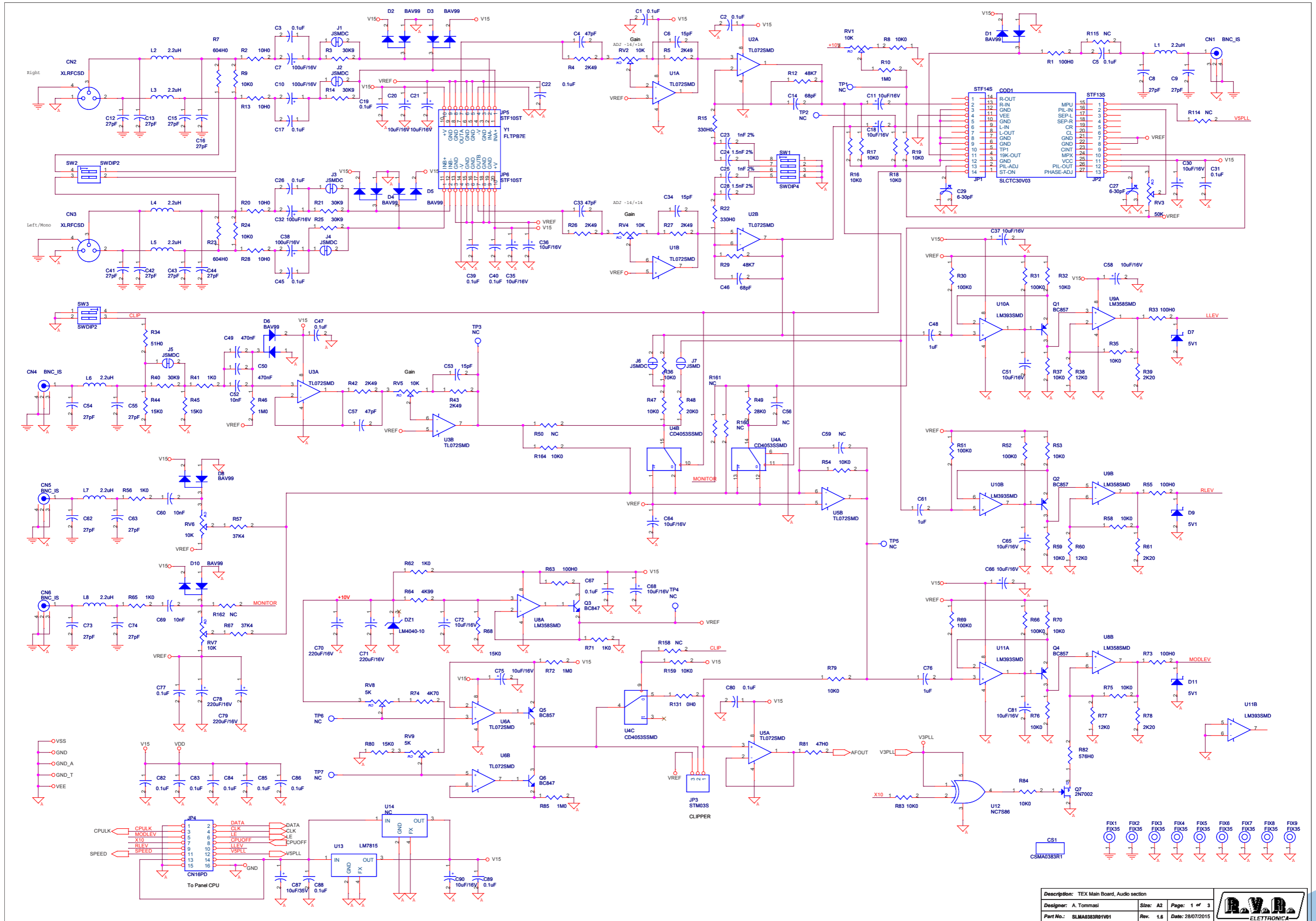


	PRODUCT NAME:	TEX1002LCD	PART NAME:	WIRING DIAGRAM	
	DESIGNER:	L. GASPERINI, G. DE DONNO	DATE:	03-06-2015	
ARCHIVING:	"RVRUT" SERVER, "RILASCIATI" FOLDER	PROJECT CODE:	241	DOCUMENT CODE:	KKCAB241A



PRODUCT NAME : TEX-LCD	PART NAME : MAIN CARD
DESIGNER : A. TOMMASI	DATE : 07/09/15
ARCHIVING : "RVRUT" SERVER, "RILASCIATI" FOLDER	REVISION : 1.0
	SCALE : 1:1
	SIZE : A4
	PAGE : 1
	DI : 1
	DOCUMENT CODE : SLMA0383R01V01

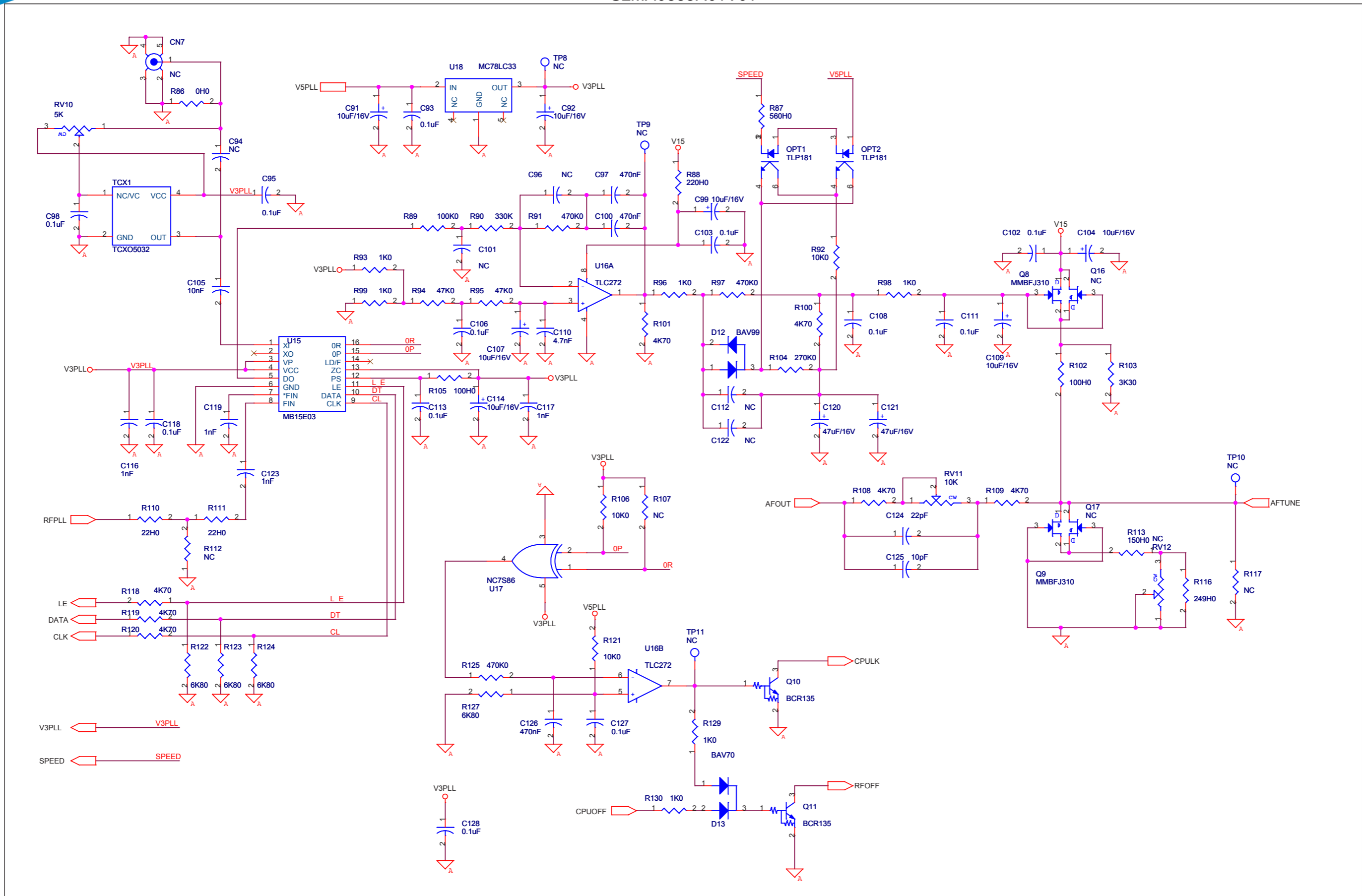
SLMA0383R01V01



Description: TEX Main Board, Audio section		
Designer: A. Tommasi	Size: A2	Page: 1 of 3
Part No.: SLMA0383R01V01	Rev. 1.6	Date: 28/07/2015

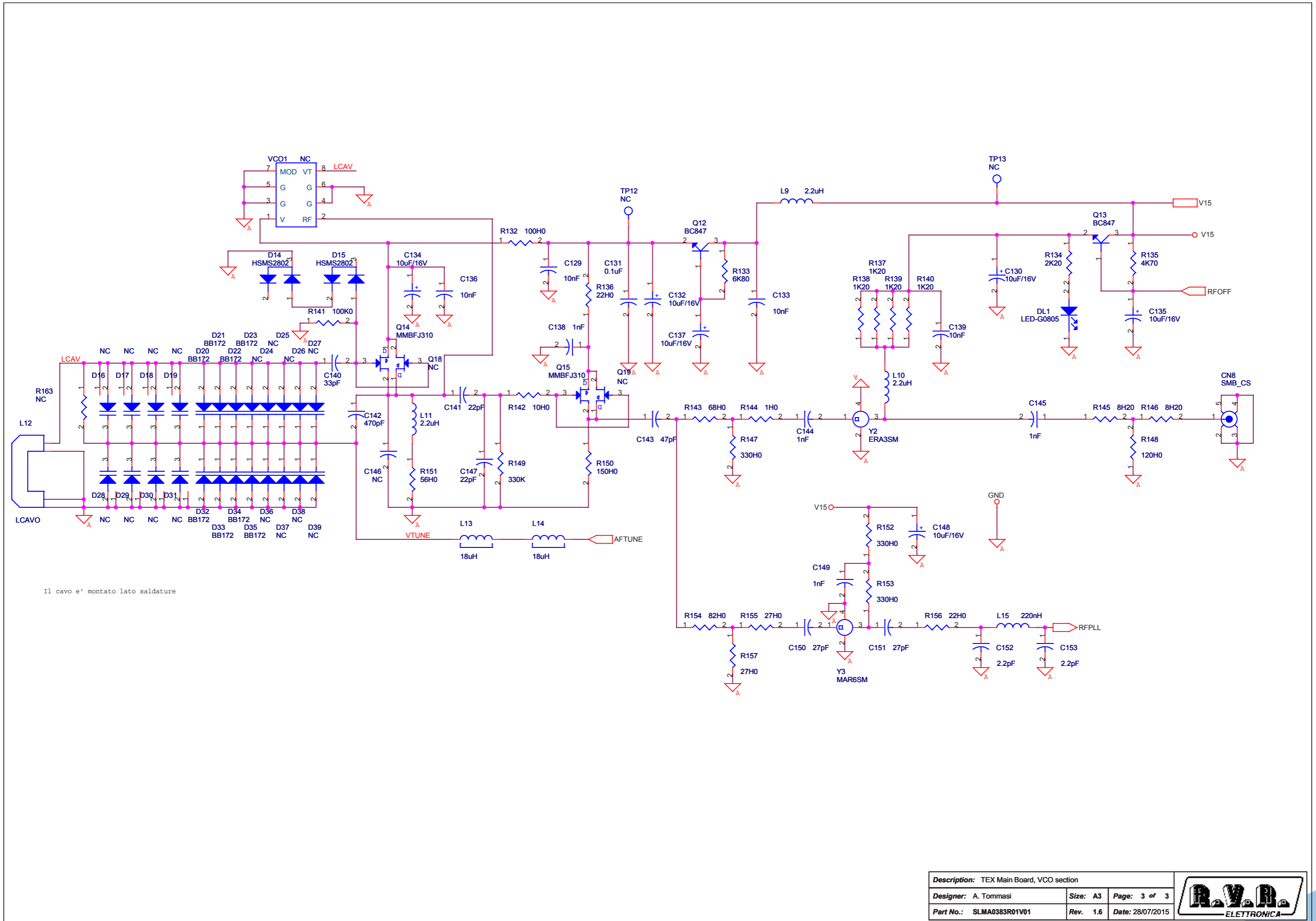


SLMA0383R01V01



Description: TEX Main Board, PLL section			
Designer: A. Tommasi	Size: A3	Page: 2 of 3	
Part No.: SLMA0383R01V01	Rev. 1.6	Date: 28/07/2015	

SLMA0383R01V01



SLMA0383R01V01

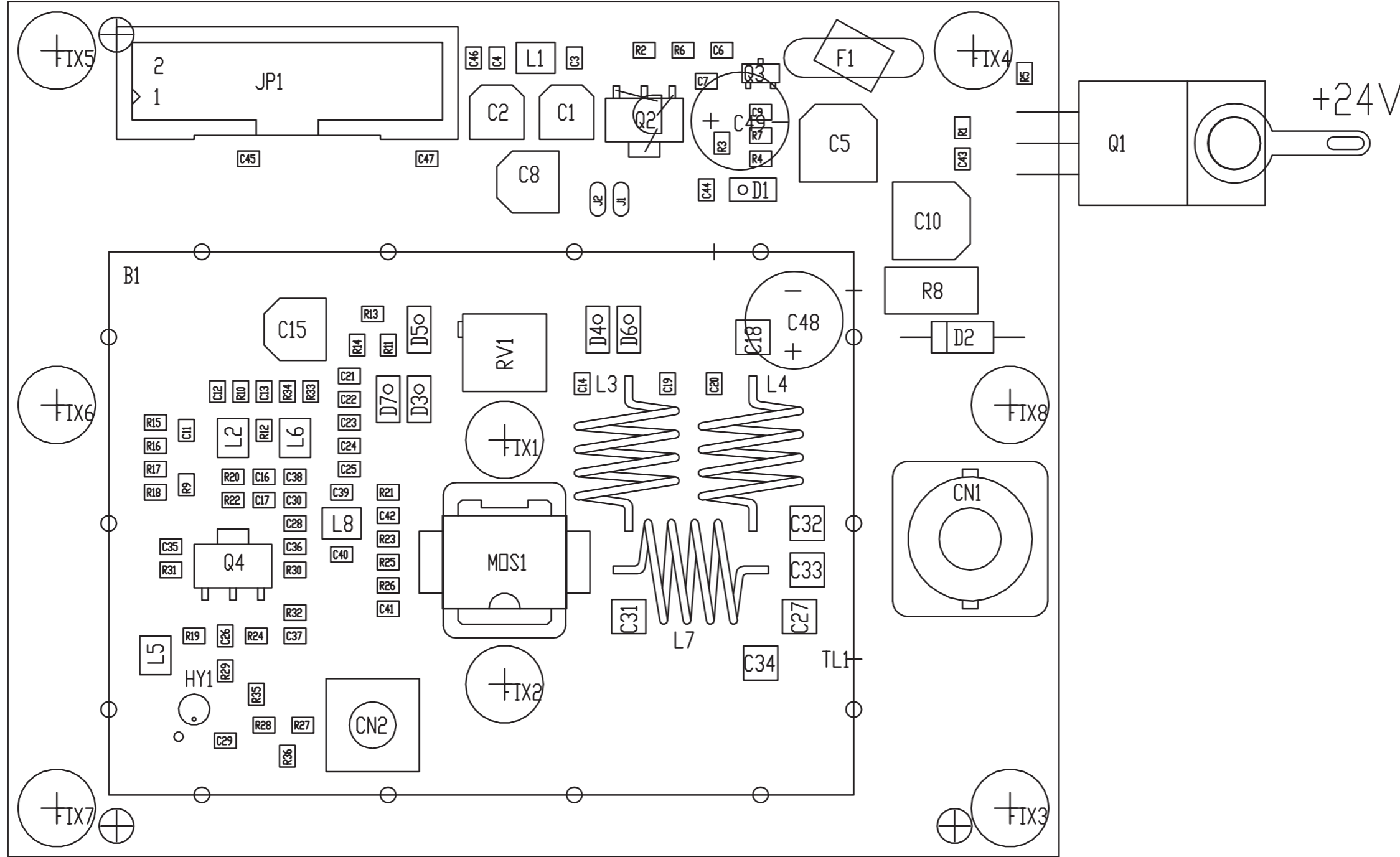
TEX Main Board Revised: 28/07/2015
 SLMA0383R01V01 Revision: 1.6
 A. Tommasi
 TEX-LCD e derivati

Item	Quantity	Reference	Part	Description
1	4	CN1,CN4,CN5,CN6	BNC_IS	Connettore BNC metallico
2	2	CN2,CN3	XLRFCSD	Connettore XLR femm. cs
3	1	CN7	NC	Connettore SMB cs
4	1	CN8	SMB_CS	Connettore SMB cs
5	1	COD1	SLCTC30V03	Coder stereo CTC30
6	1	CS1	CSMA0383R1	Circuito stampato
7	36	C1,C2,C3,C5,C17,C19,C22,C26,C31,C39,C40,C45,C47,C67,C77,C80,C82,C83,C84,C85,C86,C88,C89,C93,C95,C98,C102,C103,C106,C108,C111,C113,C118,C127,C128,C131	0.1uF	Cond. SMD 0805
8	4	C4,C33,C57,C143	47pF	Cond. SMD 0805
9	3	C6,C34,C53	15pF	Cond. SMD 0805
10	4	C7,C10,C32,C38	100uF/16V	Cond. Elett. SMD d. 6.3mm
11	18	C8,C9,C12,C13,C15,C16,C41,C42,C43,C44,C54,C55,C62,C63,C73,C74,C150,C151	27pF	Cond. SMD 0805
12	30	C11,C18,C20,C21,C30,C35,C36,C37,C51,C58,C64,C65,C66,C68,C72,C75,C81,C90,C91,C92,C99,C104,C107,C114,C130,C132,C134,C135,C137,C148	10uF/16V	Cond. Elett. SMD d. 4mm
13	2	C14,C46	68pF	Cond. SMD 0805
14	2	C23,C25	1nF 2%	Cond. SMD 0805 COG
15	2	C24,C28	1.5nF 2%	Cond. SMD 0805 COG
16	2	C27,C29	6-30pF	Comp. ceramico dia. 7mm
17	3	C48,C61,C76	1uF	Cond. SMD 0805
18	3	C49,C50,C126	470nF	Cond. SMD 0805
19	8	C52,C60,C69,C105,C129,C133,C136,C139	10nF	Cond. SMD 0805
20	6	C56,C59,C94,C96,C101,C146	NC	Cond. SMD 0805
21	4	C70,C71,C78,C79	220uF/16V	Cond. Elett. SMD d. 6.3mm
22	1	C87	10uF/35V	Cond. Elett. SMD d. 5mm
23	2	C97,C100	470nF	Cond. SMD 1206
24	1	C109	10uF/16V	Cond. Elett. SMD tant. size C
25	1	C110	4.7nF	Cond. SMD 0805
26	2	C112,C122	NC	Cond. SMD 1206
27	8	C116,C117,C119,C123,C138,C144,C145,C149	1nF	Cond. SMD 0805
28	2	C120,C121	47uF/16V	Cond. Elett. SMD tant. size D
29	3	C124,C141,C147	22pF	Cond. SMD 0805
30	1	C125	10pF	Cond. SMD 0805
31	1	C140	33pF	Cond. SMD 0805
32	1	C142	470pF	Cond. SMD 0805
33	2	C152,C153	2.2pF	Cond. SMD 0805
34	1	DL1	LED-G0805	LED Verde SMD 0805
35	1	DZ1	LM4040-10	Diode Zener SMD SOT23
36	9	D1,D2,D3,D4,D5,D6,D8,D10,D12	BAV99	Doppio Diode SMD SOT23
37	3	D7,D9,D11	5V1	MINIMELF SMD Zener Diode
38	1	D13	BAV70	Doppio Diode SMD SOT23
39	2	D14,D15	HSM52802	Doppio Diode SMD SOT23
40	8	D16,D17,D18,D19,D28,D29,D30,D31	NC	Diode Varicap SMD SOT23
41	8	D20,D21,D22,D23,D32,D33,D34,D35	BB172	Diode varicap SOD323
42	8	D24,D25,D26,D27,D36,D37,	NC	Diode varicap SOD323

43	9	D38,D39	FIX35	Foro fissaggio 3.5mm
			FIX35	Foro fissaggio 3.5mm
			FIX6,FIX7,FIX8,FIX9	
44	1	JP1	STF145	Strip femmina 14 pin
45	1	JP2	STF135	Strip femmina 13 pin
46	1	JP3	STM03S	Strip maschio 3 pin
47	1	JP4	CN16PD	Conn.M.C.S.Dritto 16P alette.
48	2	JP5,JP6	STF10ST	Strip femmina 10 pin tornita
49	6	J1,J2,J3,J4,J5,J6	JSMDC	Pad SMD a saldare chiuso
50	1	J7	JSMD	Pad SMD a saldare
51	11	L1,L2,L3,L4,L5,L6,L7,L8,L9,L10,L11	2.2uH	Induttanza SMD 3225 (1210)
52	1	L12	LCAVO	Induttanza a cavo RG
53	2	L13,L14	18uH	Induttanza SMD 3225 (1210) Schermata
54	1	L15	220nH	Induttanza SMD 3225 (1210)
55	2	OPT1,OPT2	TLP181	Optoisolatore SMD SO6
56	4	Q1,Q2,Q4,Q5	BC857	Trans. PNP SOT23
57	4	Q3,Q6,Q12,Q13	BC847	Trans. NPN SOT23
58	1	Q7	2N7002	Trans. FET SOT23
59	4	Q8,Q9,Q14,Q15	MMBFJ310	Trans. FET SOT23
60	2	Q10,Q11	BCR135	Trans./Res. NPN SOT23
61	4	Q16,Q17,Q18,Q19	NC	Trans. FET SOT23
62	2	RV1,RV11	10K	Trimmer Rg V 3269W SMD
63	5	RV2,RV4,RV5,RV6,RV7	10K	Trimmer Rg V 3296W
64	1	RV3	50K	Trimmer Rg V 3296W
65	2	RV8,RV9	5K	Trimmer Rg V 3269W SMD
66	1	RV10	5K	Trimmer Rg V 3296W
67	1	RV12	NC	Trimmer SMD
68	8	R1,R33,R55,R63,R73,R102,R105,R132	100H0	Res. SMD 0805
69	5	R2,R13,R20,R28,R142	10H0	Res. SMD 0805
70	5	R3,R14,R21,R25,R40	30K9	Res. SMD 0805
71	6	R4,R5,R26,R27,R42,R43	2K49	Res. SMD 0805
72	2	R7,R23	604H0	Res. SMD 0805
73	27	R8,R9,R16,R17,R18,R19,R24,R32,R35,R36,R37,R47,R53,R54,R58,R59,R70,R75,R76,R79,R83,R84,R92,R106,R121,R159,R164	10K0	Res. SMD 0805
74	4	R10,R46,R72,R85	1M0	Res. SMD 0805
75	2	R12,R29	48K7	Res. SMD 0805
76	5	R15,R22,R147,R152,R153	330H0	Res. SMD 0805
77	8	R30,R31,R51,R52,R66,R69,R89,R141	100K0	Res. SMD 0805
78	1	R34	51H0	Res. SMD 0805
79	3	R38,R60,R77	12K0	Res. SMD 0805
80	4	R39,R61,R78,R134	2K20	Res. SMD 0805
81	11	R41,R56,R62,R65,R71,R93,R96,R98,R99,R129,R130	1K0	Res. SMD 0805
82	4	R44,R45,R68,R80	15K0	Res. SMD 0805
83	1	R48	20K0	Res. SMD 0805
84	1	R49	28K0	Res. SMD 0805
85	12	R50,R107,R114,R115,R116,R117,R158,R160,R161,R162,R163,R112	NC	Res. SMD 0805
86	2	R57,R67	37K4	Res. SMD 0805
87	1	R64	4K99	Res. SMD 0805
88	9	R74,R100,R101,R108,R109,R118,R119,R120,R135	4K70	Res. SMD 0805
89	1	R81	47H0	Res. SMD 0805
90	1	R82	576H0	Res. SMD 0805
91	2	R86,R131	0H0	Res. SMD 0805
92	1	R87	560H0	Res. SMD 0805
93	1	R88	220H0	Res. SMD 0805
94	2	R90,R149	330K	Res. SMD 0805
95	3	R91,R97,R125	470K0	Res. SMD 0805
96	2	R94,R95	47K0	Res. SMD 0805
97	1	R103	3K30	Res. SMD 0805
98	1	R104	270K0	Res. SMD 0805

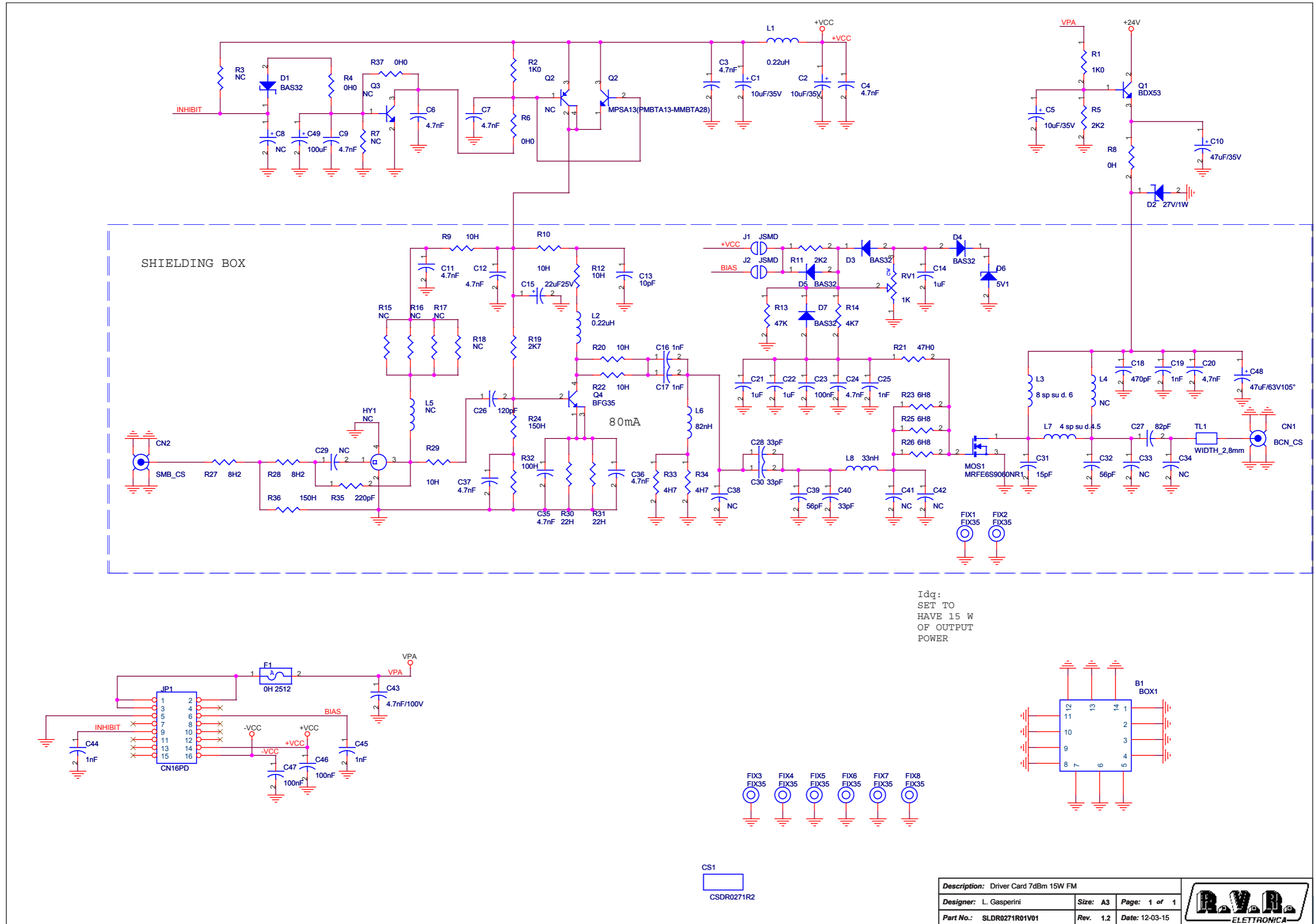
SLMA0383R01V01

99	4 R110,R111,R136,R156	22H0	Res. SMD 0805
100	2 R113,R150	150H0	Res. SMD 0805
101	1 R116	249H0	Res. SMD 0805
102	5 R122,R123,R124,R127,R133	6K80	Res. SMD 0805
103	4 R137,R138,R139,R140	1K20	Res. SMD 0805
104	1 R143	68H0	Res. SMD 0805
105	1 R144	1H0	Res. SMD 0805
106	2 R145,R146	8H20	Res. SMD 0805
107	1 R148	120H0	Res. SMD 0805
108	1 R151	56H0	Res. SMD 0805
109	1 R154	82H0	Res. SMD 0805
110	2 R155,R157	27H0	Res. SMD 0805
111	1 SW1	SWDIP4	Dip s itch 4 vi
112	2 SW2,SW3	SWDIP2	Dip s itch 2 vi
113	1 TCX1	TCXO5032	TCXO SMD 5 3.2mr
114	13 TP1,TP2,TP3,TP4,TP5,TP6, TP7,TP8,TP9,TP10,TP11, TP12,TP13	NC	Test point
115	5 U1,U2,U3,U5,U6	TL072SMD	Dual Op. SMD SO8
116	1 U4	CD4053SSMD	Analog S itch SMD SO16
117	2 U8,U9	LM358SMD	Dual Op. SMD SO8
118	2 U10,U11	LM393SMD	Dual Comp. SMD SO8
119	2 U12,U17	NC7S86	XOR Port
120	1 U13	LM7815	Sta ilizzatore TO22
121	1 U14	NC	Sta ilizzatore SMD D2PA
122	1 U15	MB15E03	Integrated PLL
123	1 U16	TLC272	Dual Op. SMD SO8
124	1 U18	MC78LC33	Sta . SMD SOT23-
125	1 VCO1	NC	VCO SKY 8 pin FVC7MD
126	1 Y1	FLTPB7E	Filtro Audio Stereo
127	1 Y2	ERA3SM	I rido MAR/ER.
128	1 Y3	MAR6SM	I rido MAR/ER.



NOME PROGETTO: TEX1002LCD	NOME PARTE: SCHEDA DRIVER 15W
AUTORE: L. GASPERINI	DATA: 13/03/2015 REVISIONE: 1.2 SCALA: 2:1 SIZE: A4 PAGINA: 1 DI 1
ARCHIVIAZIONE ELETTRONICA: "CARTELLA RILASCIATI" SU "RVRUT"	CODICE PROGETTO: 241
MATERIALE: <>	CODICE DISEGNO: SLDR0271R01V01
TRATTAMENTO: <>	PROFILO: <>
	STATO: ESECUTIVO

SLDR0271R01V01



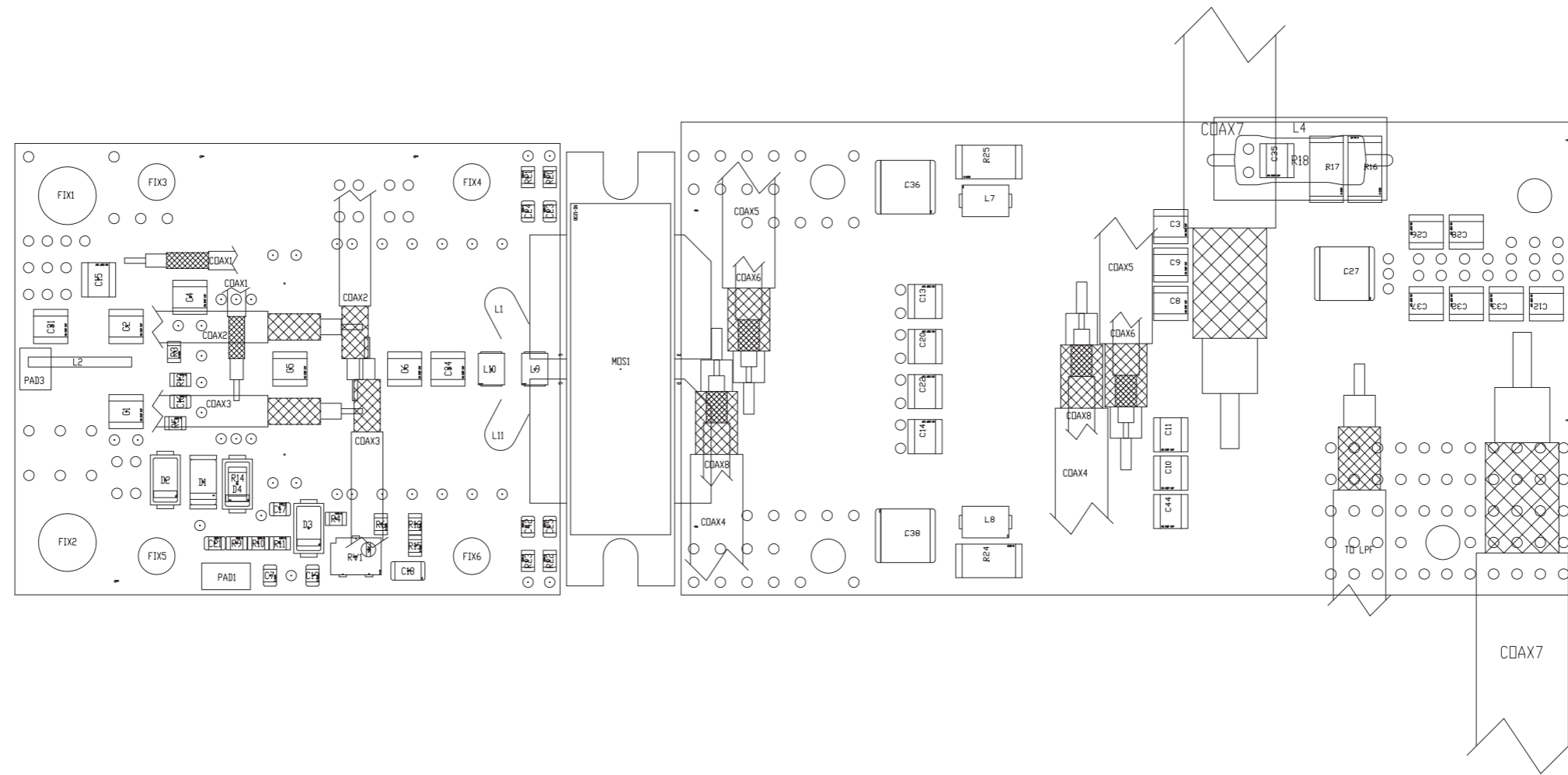
Description: Driver Card 7dBm 15W FM		
Designer: L. Gasperini	Size: A3	Page: 1 of 1
Part No.: SLDR0271R01V01	Rev.: 1.2	Date: 12-03-15




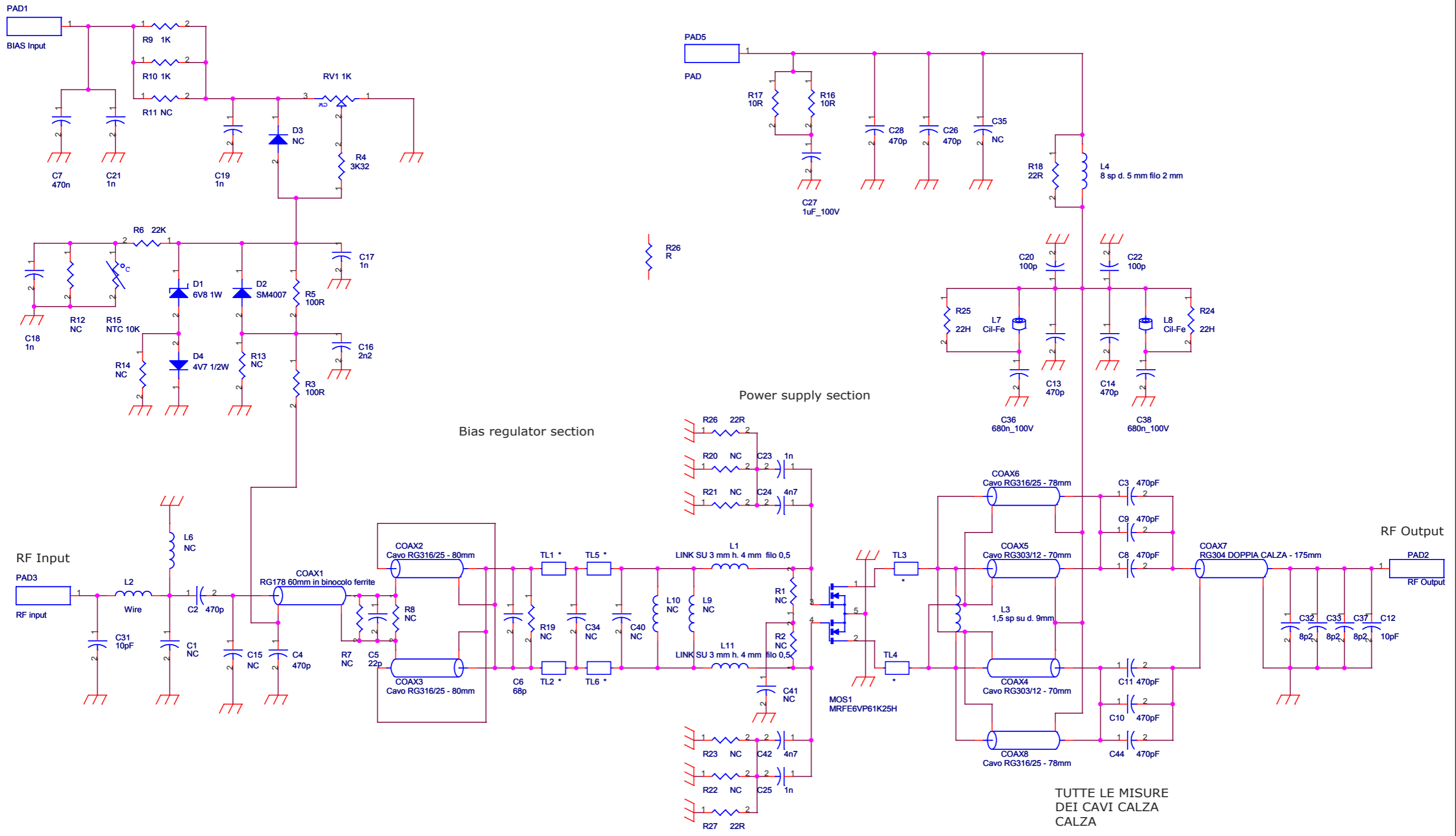
SLDR0271R01V01

Driver Card 7dBm 15W FM Revised: 12-03-2015
 SLDR0271R01V01 Revision: 1.2
 TEX1002
 Luca Gasperini

Item	Quantity	Reference	Part	DESCRIPTION
1	1	B1	BOX1	
2	1	CN1	BCN_CS	Connettore BNC 10x10 cs
3	1	CN2	SMB_CS	Connettore SMB cs
4	1	CS1	CSDR0271R2	Circuito stampato
5	2	C1, C2	10uF/35V	Cond. Elett. SMD d. 4mm
6	12	C3, C4, C6, C7, C9, C11, C12, C20, C24, C35, C36, C37	4.7nF	Cond. SMD 0805
7	1	C5	10uF/35V	Cond. Elett. SMD d. 6.3mm
8	1	C8	NC	Cond. Elett. SMD d. 5mm
9	1	C10	47uF/35V	Cond. Elett. SMD d. 6.3mm
10	1	C13	10pF	Cond. SMD 0805
11	3	C14, C21, C22	1uF	Cond. SMD 0805
12	1	C15	22uF25V	Cond. Elett. SMD d. 5mm
13	6	C16, C17, C19, C25, C44, C45	1nF	Cond. SMD 0805
14	1	C18	470pF	Cond. SMD 1212 HQ
15	1	C43	4,7nF/100V	Cond. SMD 0805
16	3	C23, C46, C47	100nF	Cond. SMD 0805
17	1	C26	120pF	Cond. SMD 0805
18	1	C27	82pF	Cond. SMD 1212 HQ
19	3	C28, C30, C40	33pF	Cond. SMD 0805
20	4	C29, C38, C41, C42	NC	Cond. SMD 0805
21	1	C31	15pF	Cond. SMD 1212 HQ
22	1	C32	56pF	Cond. SMD 1212 HQ
23	2	C33, C34	NC	Cond. SMD 1212 HQ
24	1	C39	56pF	Cond. SMD 0805
25	1	C48	47uF/63V105°	Cond. Elett. Dia 8 P3 105°C
26	1	C49	100uF/25V	Cond. Elett. Dia 8 P3 85°C
27	1	D6	5V1	MINIMELF SMD Zener Diode
28	1	D2	27V/1W	1W Zener Diode
29	5	D1, D3, D4, D5, D7	BAS32	MINIMELF SMD Diode
30	8	FIX1, FIX2, FIX3, FIX4, FIX5, FIX6, FIX7, FIX8	FIX35	Foro fissaggio 3.5mm
31	1	F1	0H 2512	Fusibile autorip. RUE p5mm
32	1	HY1	NC	Ibrido MAR/ERA
33	1	JP1	CN16PD	Conn.M.C.S.Dritto 16P alette
34	2	J1, J2	JSMD	Pad SMD a saldare
35	2	L1, L2	0.22uH	Induttanza SMD 3225 (1210)
36	1	L3	8 sp su d. 6	Bobina avvolta in aria
37	1	L4	NC	Bobina avvolta in aria
38	1	L5	NC	Induttanza SMD 3225 (1210)
39	1	L6	82nH	Induttanza SMD 3225 (1210)
40	1	L7	4 sp su d.4.5	Bobina avvolta in aria
41	1	L8	33nH	Induttanza SMD 3225 (1210)
42	1	MOS1	MRFE6S9060NR1	LDMOS 28 V
43	1	Q1	BDX53	Trans. NPN TO220
44	1	Q2	MPSA13	Trans. NPN TO92
45	1	Q3	BC847	Trans. NPN SOT23
46	1	Q4	BFG35	Trans. NPN SOT223
47	1	RV1	1K	Trimmer Rg H 3269P SMD
48	2	R1, R2	1K0	Res. SMD 0805
49	1	R6, R4, R37	0H0	Res. SMD 0805 1%
50	2	R5, R11	2K2	Res. SMD 0805 1%
51	1	R8	0H	Res. SMD 2512 1%
52	6	R9, R10, R12, R20, R22, R29	10H	Res. SMD 0805 1%
53	1	R13	47K	Res. SMD 0805
54	1	R14	4K7	Res. SMD 0805
55	6	R3, R7, R15, R16, R17, R18	NC	Res. SMD 0805 1%
56	1	R19	2K7	Res. SMD 0805 1%
57	1	R21	47H0	Res. SMD 0805
58	3	R23, R25, R26	6H8	Res. SMD 0805
59	2	R24, R36	150H	Res. SMD 0805 1%
60	1	R27, R28	8H2	Res. SMD 0805
61	2	R30, R31	22H	Res. SMD 0805 1%
62	1	R32	100H	Res. SMD 0805 1%
63	2	R33, R34	4H7	Res. SMD 0805
64	1	R35	220pF	Res. SMD 0805
65	1	TL1	WIDTH_2,8mm	Linea strip CS



	NOME PROGETTO: TEX1002LCD	NOME PARTE: SEM.SCH.PALLET AMP 1KOW FM	
	AUTORE: L. GASPERINI	DATA: 17-03-2015	REVISIONE: 1.0 SCALA: 2:1 SIZE: A3 PAGINA: 1 DI 1
ARCHIVIAZIONE ELETTRONICA: "CARTELLA RILASCIATI" SU "UTSRV"		CODICE PROGETTO: 241	CODICE DISEGNO: SL241RF1001
MATERIALE: <>	TRATTAMENTO: <>	PROFILO: <>	STATO: ESECUTIVO

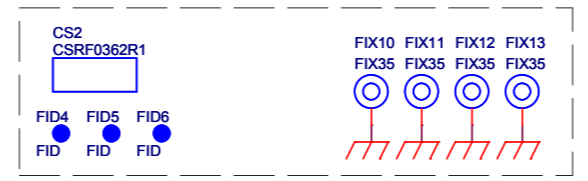
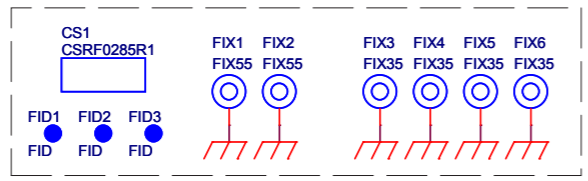


Bias regulator section

Power supply section

RF Output

TUTTE LE MISURE
DEI CAVI CALZA
CALZA



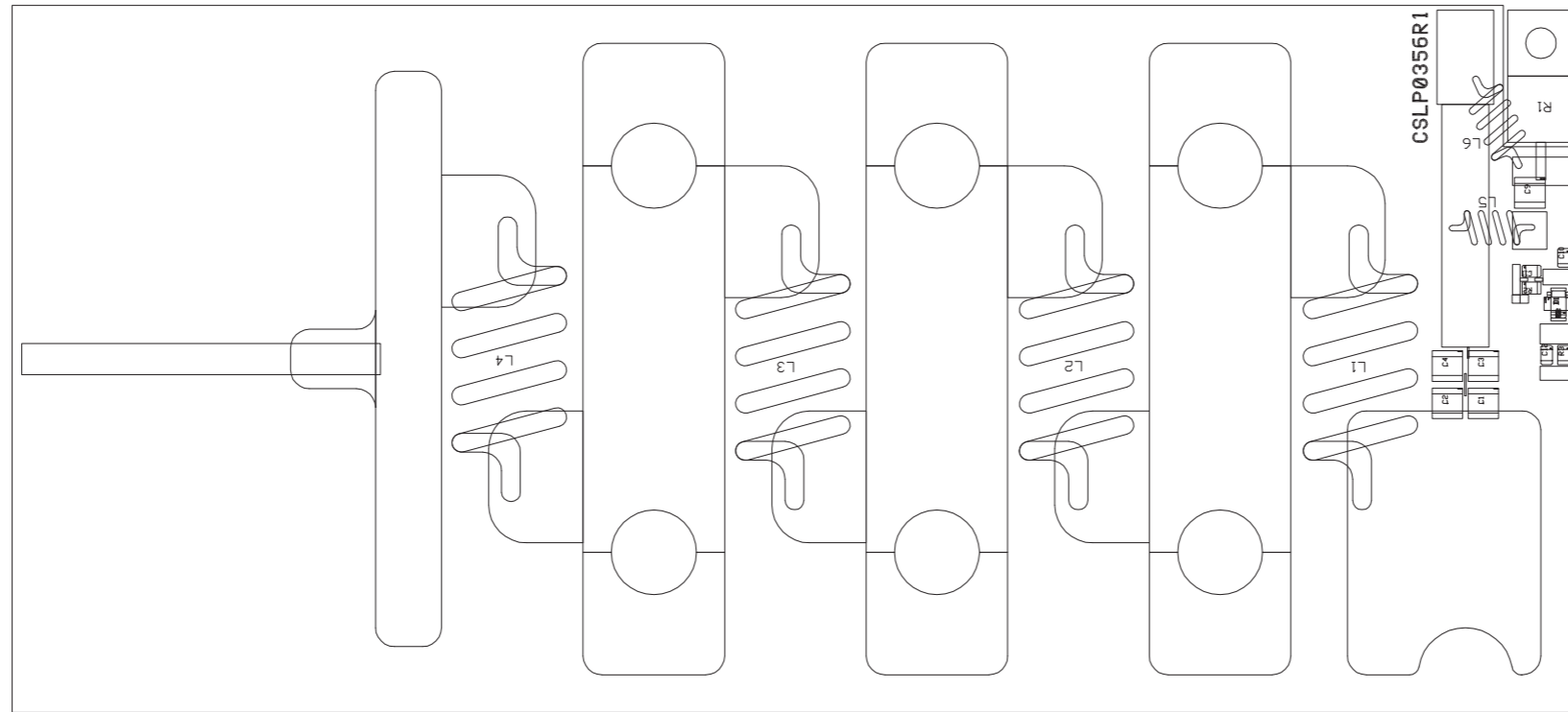
Description: RF PA 1KW TEX1002LCD		
Designer: L. GASPERINI	Size: A3	Page: 1 of 1
Part No.: SL241RF1001	Rev. 1.2	Date: 09/11/2015



SL241RF1001

RF PA 1KW TEX1002 Revised: 09-11-2015
 SL241RF1001 Revision: 1.2
 TEX1002
 Luca Gasperini

Item	Quantit	Reference	Part	description
1	1	COAX1	RG178 60mm in binocolo ferrite	Cavo RG178 60mm calza/calza in binocolo ferrite
2	2	COAX2, COAX3	Cavo RG316/25 - 80mm	Cavo RG316/25 79mm calza/calza (91mm tot.)
3	2	COAX5, COAX4	Cavo RG303/12 - 70mm	Cavo RG316/25 72mm calza/calza (90mm tot.)
4	2	COAX6, COAX8	Cavo RG316/25 - 78mm	Cavo RG316/25 76mm calza/calza (90mm tot.)
5	1	COAX7	RG304 DOPPIA CALZA - 175mm	Cavo RG303 175mm calza/calza (197mm tot.)
6	1	CS1	CSRF0285R2	Circuito stampato
7	1	CS2	CSRF0362R1	Circuito stampato
8	1	C1	NC	Cond. SMD 0805
9	2	C2, C4	470p	Cond. SMD 1212 HQ
10	6	C3, C8, C9, C10, C11, C44	470pF	Cond. SMD 1212 HQ
11	1	C5	22p	Cond. SMD 1212 HQ
12	1	C6	68p	Cond. SMD 1212 HQ
13	1	C7	470n	Cond. SMD 0805
14	1	C12	10pF	Cond. SMD 1212 HQ
15	4	C13, C14, C26, C28	470p	Cond. SMD 1212 HQ
16	3	C15, C34, C35, C40	NC	Cond. SMD 1212 HQ
17	1	C16	2n2	Cond. SMD 0805 COG
18	5	C17, C19, C21, C23, C25	1n	Cond. SMD 0805
19	1	C18	1n	Cond. SMD 1206
20	2	C22, C20	100p	Cond. SMD 1212 HQ
21	2	C42, C24	4n7	Cond. SMD 0805
22	1	C27	1uF_100V	Cond. Ceramico
23	1	C31	10pF	Cond. SMD 1212 HQ
24	3	C32, C33, C37	8p2	Cond. SMD 1212 HQ
25	2	C36, C38	680n_100V	Cond. Poliestere p 10mm
26	1	C41	NC	Cond. multistrato p 5mm
27	1	D1	6V8 1W	MELF SMD Zener Diode
28	1	D2	SM4007	Diode SMD cont. SMA
29	1	D3	NC	Diode SMD cont. SMA
30	1	D4	4V7 1/2W	Diode SMD cont. SMA
31	3	FID1, FID2, FID3	FID	Fiducial CS
32	3	FID4, FID5, FID6	FID	Fiducial CS
33	2	FIX1, FIX2	FIX55	Foro fissaggio 5.5mm
34	4	FIX3, FIX4, FIX5, FIX6	FIX35	Foro fissaggio 3.5mm
35	4	FIX10, FIX11, FIX12, FIX13	FIX35	Foro fissaggio 3.5mm
36	2	L11, L1	LINK SU 3 mm h. 4 mm filo 0,5	Induttanza cilindrica
37	1	L2	Wire	Filo R. Arg. 1mm lung. 10mm
38	1	L3	1,5 sp su d. 9mm	1.5 Spire Filo R. Arg. 1mm, Avvolte su 8mm
39	1	L4	8 sp d. 5 mm filo 2 mm	8spire R. Smalt.2mm su 5mm lung. 12mm includent
40	1	L6	NC	3spire filo R. Arg.1mm avvolte su 4.5mm lung. 5mm
41	2	L7, L8	Cil-Fe	Cilindretto di ferrite
42	2	L10, L9	NC	Ind. SMD 1008
43	1	MOS1	MRFE6VP61K25H	PP Power mosfet RF
44	1	PAD1	BIAS Input	Pad SMD saldare
45	1	PAD2	RF Output	Pad SMD saldare
46	1	PAD3	RF input	Pad SMD saldare
47	1	PAD5	PAD	Pad SMD saldare
48	1	RV1	1K	Trimm. multi SMD PVG5 Murata
49	5	R1, R2, R7, R8, R19	NC	Res. 2W
50	2	R3, R5	100R	Res. SMD 0805 1%
51	1	R4	3K32	Res. SMD 0805 1%
52	1	R6	22K	Res. SMD 0805 1%
53	2	R10, R9	1K	Res. SMD 0805 1%
54	3	R11, R12, R13	NC	Res. SMD 0805 1%
55	1	R14	NC	Res. SMD 1206 1%
56	1	R15	NTC 10K	Res. NTC passo 5mm
57	2	R17, R16	10R	Res. SMD 2512 5%
58	1	R18	22R	Res. 2W
59	4	R20, R21, R22, R23	NC	Res. SMD 0805 1%
60	2	R25, R24	22H	Res. SMD 2512 1%
61	2	R26, R27	22R	Res. 2W
62	4	TL1, TL2, TL5, TL6	*	Linea strip CS
63	2	TL3, TL4	*	Linea strip CS



NOME PROGETTO: TEX1002LCD
AUTORE: L. GASPERINI

NOME PARTE: LOW PASS FILTER FM TEX1002LCD
DATA: 04/06/2014 REVISIONE: 1.0 SCALA: 1:1 SIZE: A4 PAGINA: 1 DI 1

ARCHIVIAZIONE ELETTRONICA: "CARTELLA RILASCIATI" SU "RVRUT"

CODICE PROGETTO: 241 CODICE DISEGNO: SLLP0356R01V01

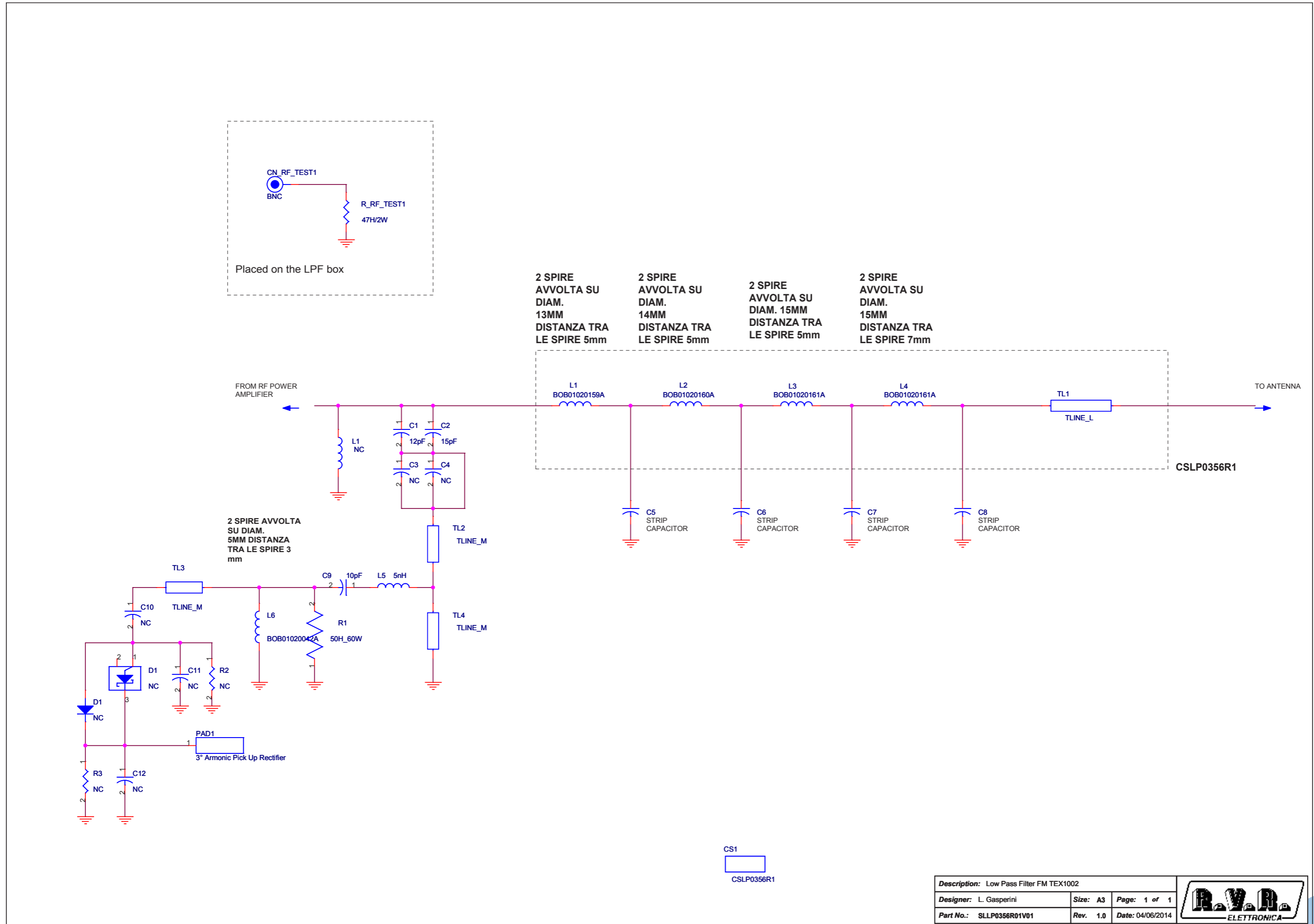
MATERIALE: <>

TRATTAMENTO: <>

PROFILO: <>

STATO: ESECUTIVO

SLLP0356R01V01



Description: Low Pass Filter FM TEX1002		
Designer: L. Gasperini	Size: A3	Page: 1 of 1
Part No.: SLLP0356R01V01	Rev.: 1.0	Date: 04/06/2014

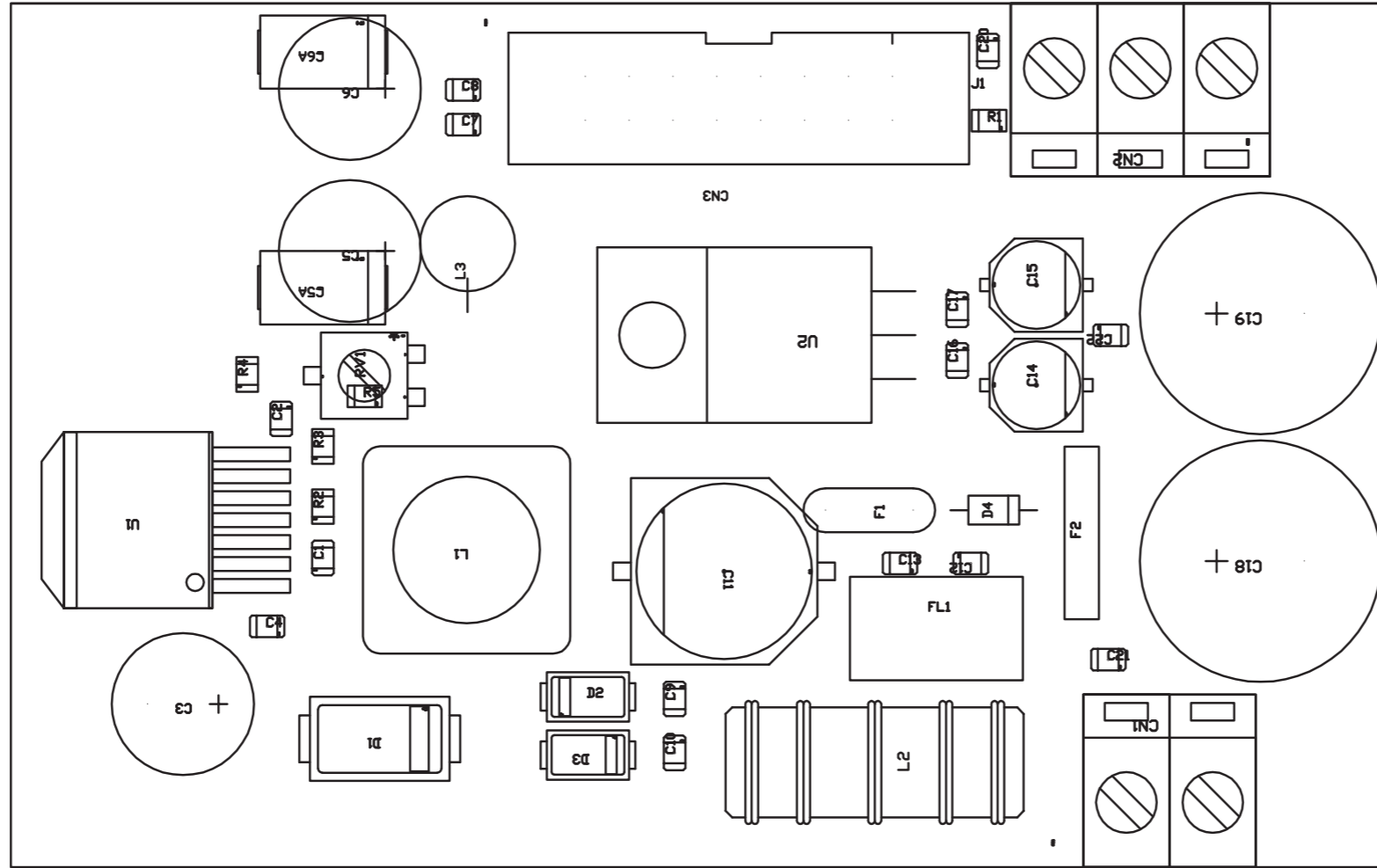


SLLP0356R01V01

Low Pass Filter FM TEX1002 Revised: 04/06/2014
 SLLP0356R01V01 Revision: 1.0
 TEX1002
 L. Gasperini

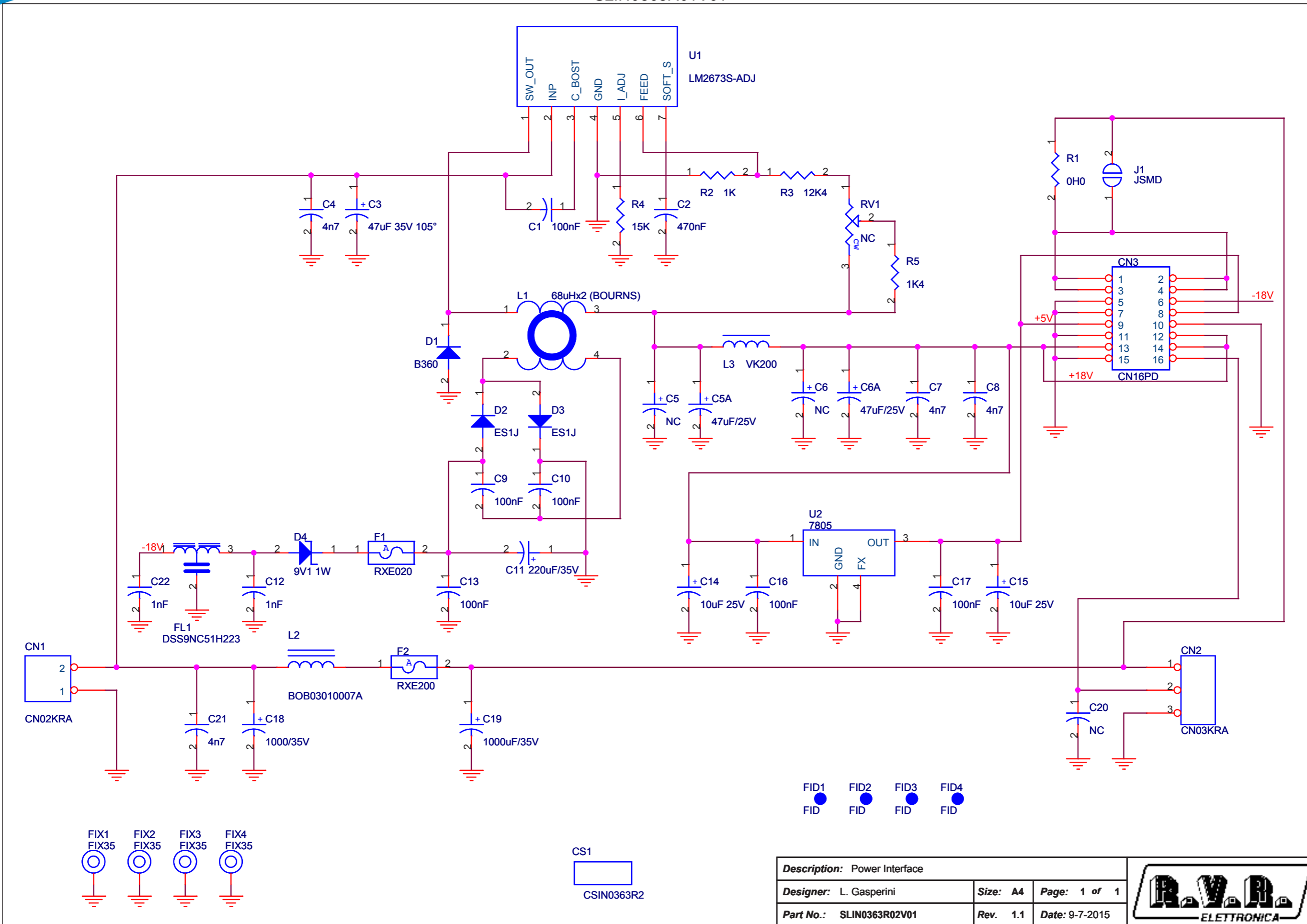
Item	Quantity	Reference	Part	DESCRIPTION	Codice AS400
1	2	L1, D1	NC		
2	1	CN_RF_TEST1	BNC		CNTBNCFPV
3	1	CS1	CSLP0356R1	Circuito stampato	CSLP0356R1
4	1	C1	12pF	Cond. SMD 1212 HQ	CHQ120JA501
5	1	C2	15pF	Cond. SMD 1212 HQ	CHQ150JA501
6	2	C3, C4	NC	Cond. SMD 1212 HQ	
7	3	C5, C6, C7	54pFTFL		
8	1	C8	27pFTFL		
9	1	C9	10pF	Cond. SMD 1212 HQ	CHQ100CA501
10	3	C10, C11, C12	NC	Cond. SMD 0805	
11	1	D1	NC	Diode in vetro DO35	
12	1	L1	BOB01020159A		BOB01020159A
13	1	L2	BOB01020160A		BOB01020160A
14	2	L3, L4	BOB01020161A		BOB01020161A
15	1	L5	BOB01020174A		BOB01020174A
16	1	L6	BOB01020042A		BOB01020042A
17	1	PAD1	3° Armonic Pick Up Rectifier	Pad SMD saldare	
18	1	R_RF_TEST1	47H/2W		RSM002J0047H
19	1	R1	50H_60W	Resistenza KD1 1 fix	RDT0060J0050H
20	2	R2, R3	NC	Res. SMD 0805	
21	1	TL1	TLINE_L	Linea strip CS	
22	3	TL2, TL3, TL4	TLINE_M	Linea strip CS	

SLIN0363R02V01



NOME PROGETTO: TEX1002LCD	NOME PARTE: INTERFACCIA ALIMENTAZIONE
AUTORE: L. GASPERINI	DATA: 04-06-2015
ARCHIVIAZIONE ELETTRONICA: "CARTELLA RILASCIATI" SU "RVRUT"	REVISIONE: 1.0
MATERIALE: <>	SCALA: 2:1
TRATTAMENTO: <>	SIZE: A4
PROFILO: <>	PAGINA: 1 DI 1
STATO: ESECUTIVO	CODICE PROGETTO: 241
	CODICE DISEGNO: SLIN0363R02V01

SLIN0363R01V01



SLIN0363R01V01

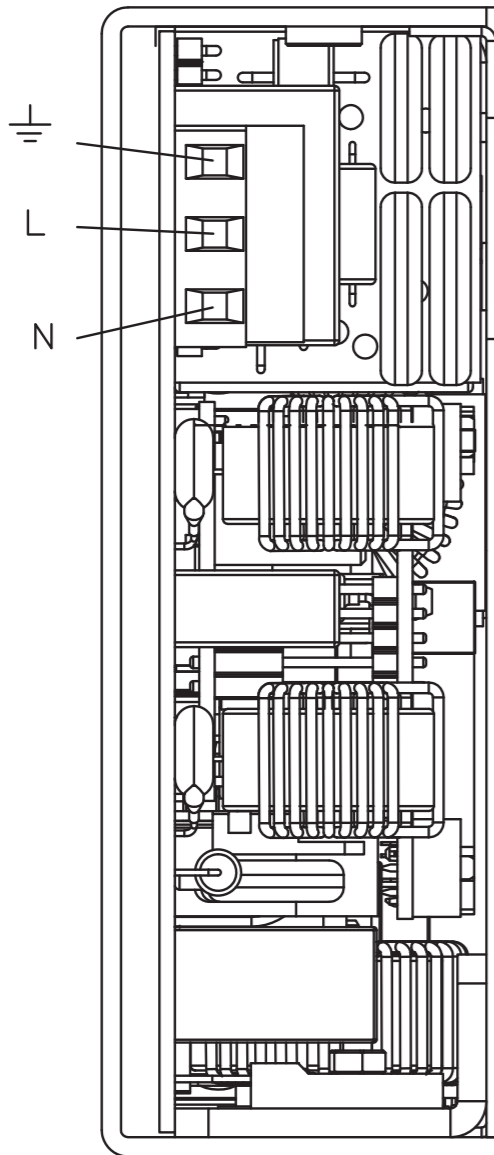
Power Interface Revised: 9-7-2015
 SLIN0363R02V01 Revision: 1.1
 Luca Gasperini

Item	Quantity	Reference	Part	{DESCRIPTION}
1	1	CN1	CN02KRA	Conn. tipo KRA a 2 poli
2	1	CN2	CN03KRA	Conn. tipo KRA a 3 poli
3	1	CS1	CSIN0363R2	Circuito stampato
4	6	C1, C9, C10, C13, C16, C17	100nF	Cond. SMD 0805
5	1	C2	470nF	Cond. SMD 0805
6	1	C3	47uF 35V 105°	Cond. Elettr. Dia 10 P5.08
7	4	C4, C7, C8, C21	4n7	Cond. SMD 0805
8	1	C11	220uF/35V	Cond. Elettr. SMD d. 10mm
9	2	C14, C15	10uF 25V	Cond. Elettr. SMD d. 5mm
10	2	C19, C18	1000uF/35V	Cond. Elettr. Dia 13 P5.08
11	1	D1	B360	MELF SMD Diode
12	2	D3, D2	ES1J	MELF SMD Diode
13	1	D4	9V1 1W	
14	4	FID1, FID2, FID3, FID4	FID	Fiducial CS
15	4	FIX1, FIX2, FIX3, FIX4	FIX35	Foro fissaggio 3.5mm
16	1	F1	RXE020	Fusibile autorip. 4 mm
17	1	F2	RXE185	Fusibile autorip. 10 mm
18	1	CN3	CN16PD	Conn.M.C.S.Dritto 16P alette.
19	1	L1	68uHx2 (BOURNS)	Ind. toroidale modo comune
20	1	L2	320uH	Induttanza toroidale
21	1	RV1	NC	Trimmer SMD
22	1	R1	NC	Res. SMD 0805
23	1	R2	1K	Res. SMD 0805
24	1	R3	12K4	Res. SMD 0805
25	1	R4	15K	Res. SMD 0805
26	1	R5	1K4	Res. SMD 0805
27	1	U1	LM2673S-ADJ	Regolatore switching DDPAK
28	1	U2	7805	Stabilizzatore TO220F Isolato
29	2	C12, C22	1nF	Cond. SMD 0805
30	1	L3	VK200	Ind. VK200
31	2	C5A, C6A	47uF 25V	Cond. Tant. CASE D
32	1	FL1	DSS9	Filt EMI DSS9
33	1	C20	NC	Cond. SMD 0805


PSL4248

CONNECTION PSL4248

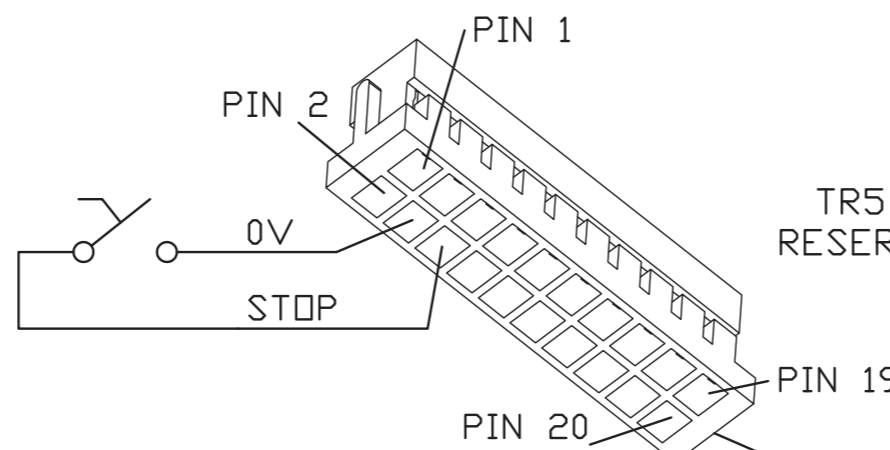
INPUT: 100-240V
MAX 12A



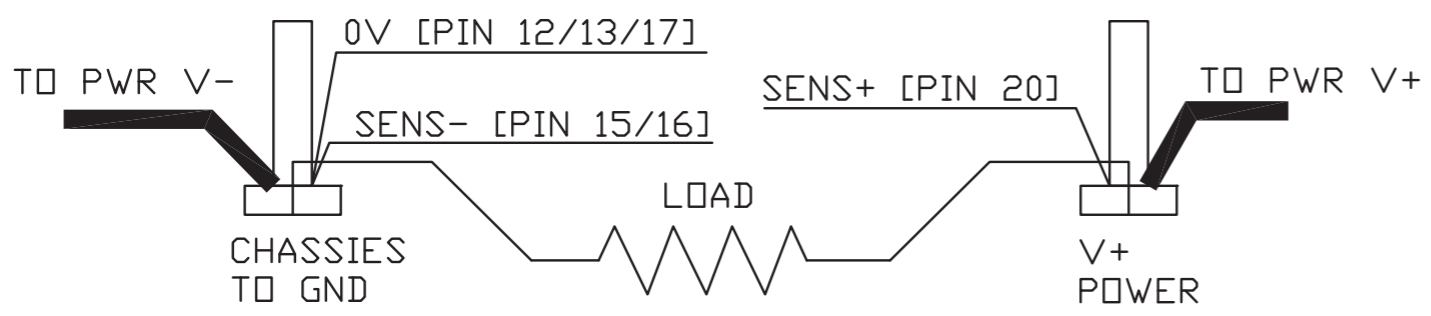
	PIN		
FOLD_BCK	2	1	INH_IN <INIBIT TO GND>
0V	4	3	I_OUT 10A/1V
STOP_IN <STOP TO GND>	6	5	STBY
LINE_KO_OC	8	7	WARN_OC
TR- <RS-485>	10	9	TR+ <RS-485>
0V	12	11	SHARE-BAS
EXTV_ADJ	14	13	0V
SENS-	16	15	SENS-
NC	18	17	0V
SENS+	20	19	NC



PWR V-
PWR V+
OUTPUT:
42-48V
MAX
1900W
AUX +
AUX -
AUX: 24V
MAX 4A
ISOLATION MAX
500VDC

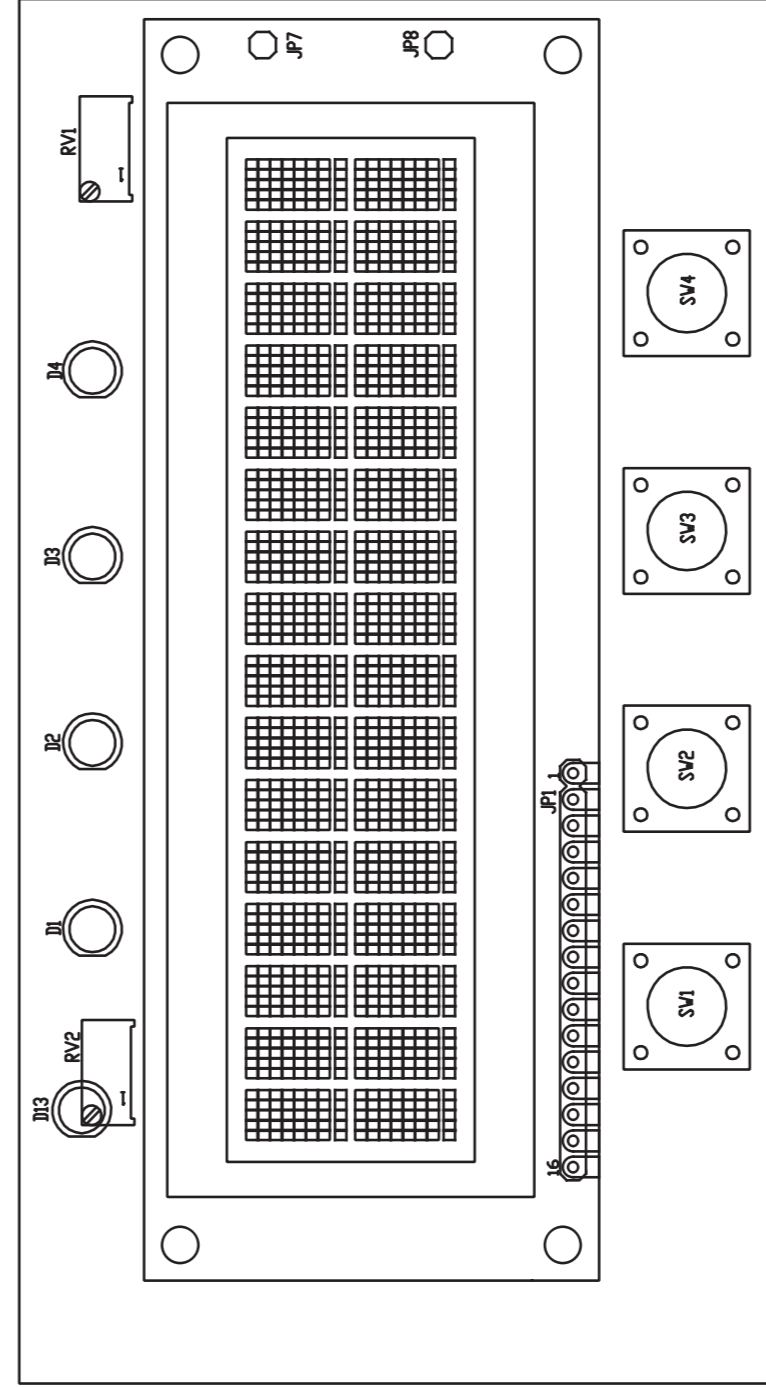
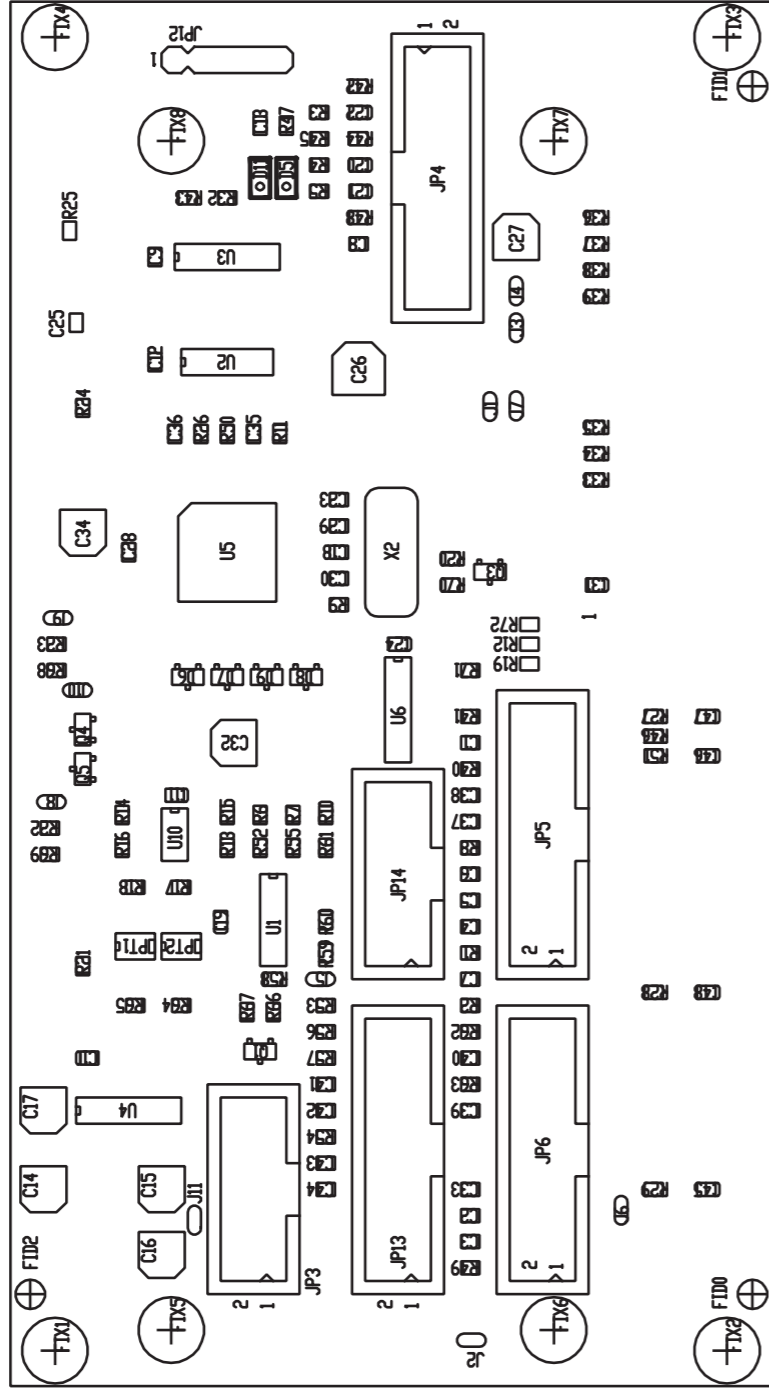


TR5 RESERVED
TR1 FOLDBACK
TR3 VOLTAGE ADJ
CONNECTOR MODEL: HRS DF11-20DS-2C
CONTACT MODEL: HRS DF11-2428SC



AUX CONNECTOR MODEL: AMP MOD I 280590
AUX CONTACT MODEL: AMP MODU 181299-1

SLPC0436R01V05



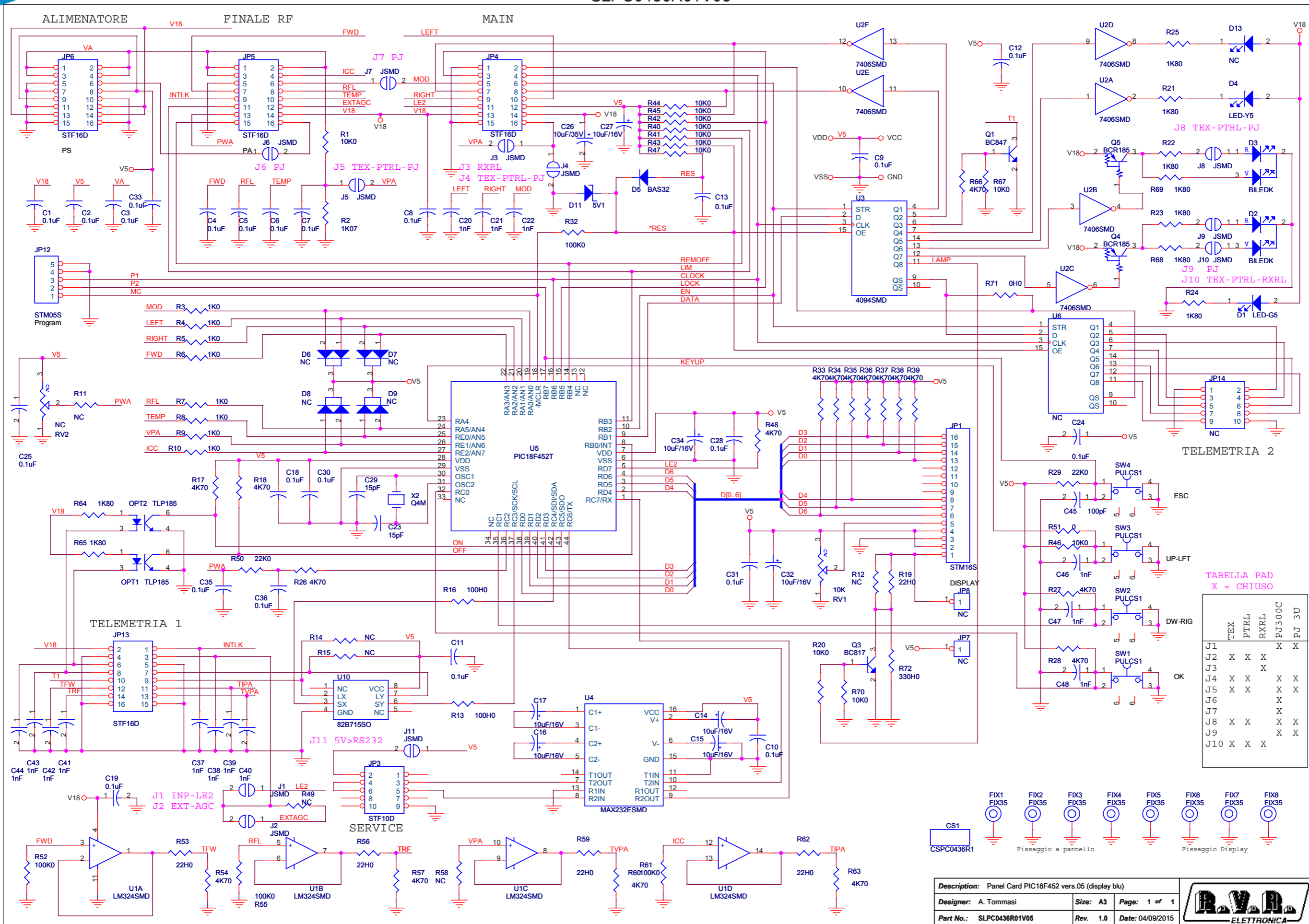
PRODUCT NAME : TEX-LCD, P-J-LCD, LINK, URP | PART NAME : SEM.SCH.PANEL CARD PIC18F452

DESIGNER : A. TOMMASI

DATE : 03/09/15 | REVISION : 1.0 | SCALE : 1:1 | SIZE : A4 | PAGE : 1 DI 1

ARCHIVING : 'RVRUT' SERVER, 'RILASCIATI' FOLDER | PROJECT CODE : <> | DOCUMENT CODE : SLPC0436R01V01

SLPC0436R01V05



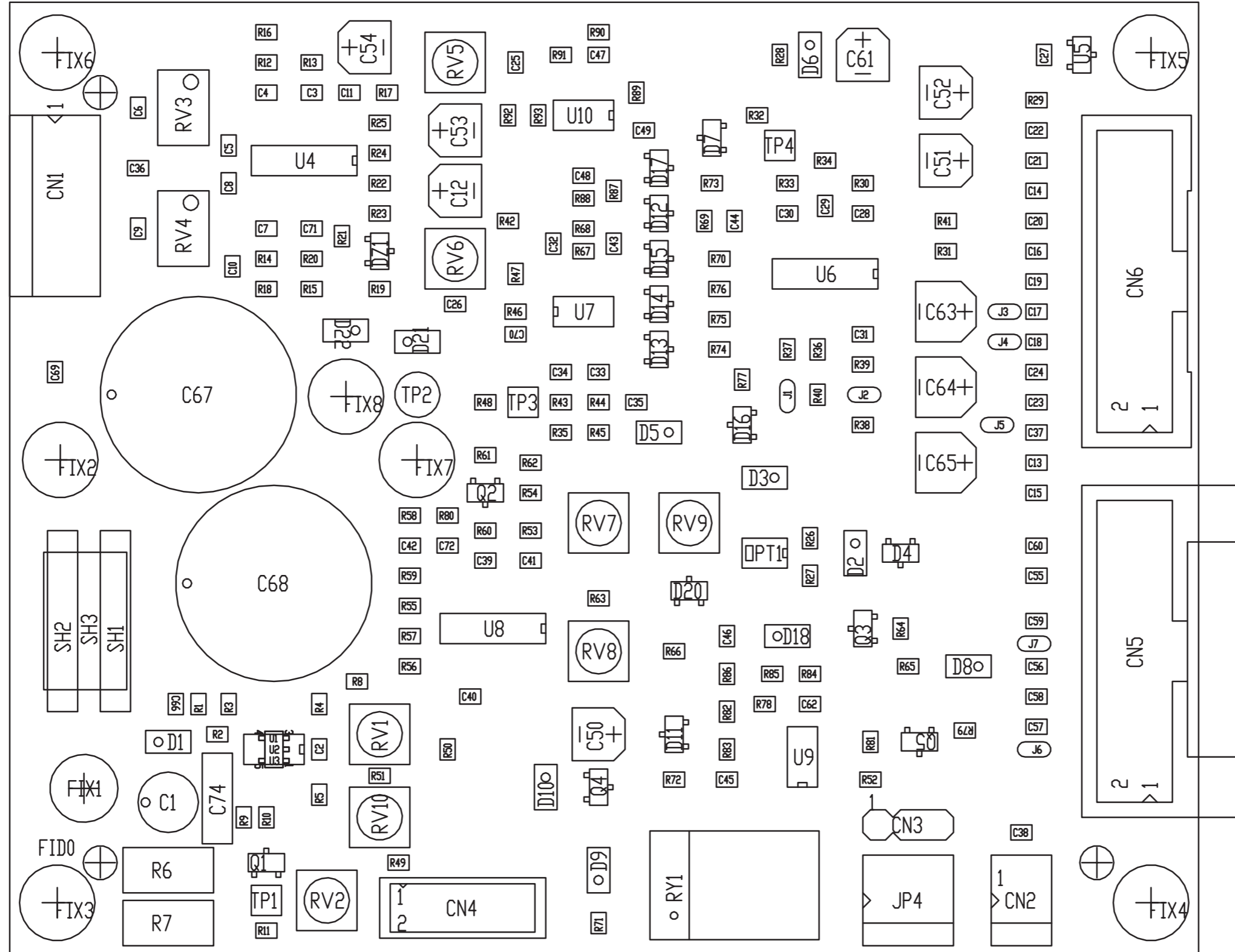
Description: Panel Card PIC18F452 vers.05 (display blu)
 Designer: A. Tommasi Size: A3 Page: 1 of 1
 Part No.: SLPC0436R01V05 Rev. 1.0 Date: 04/09/2015



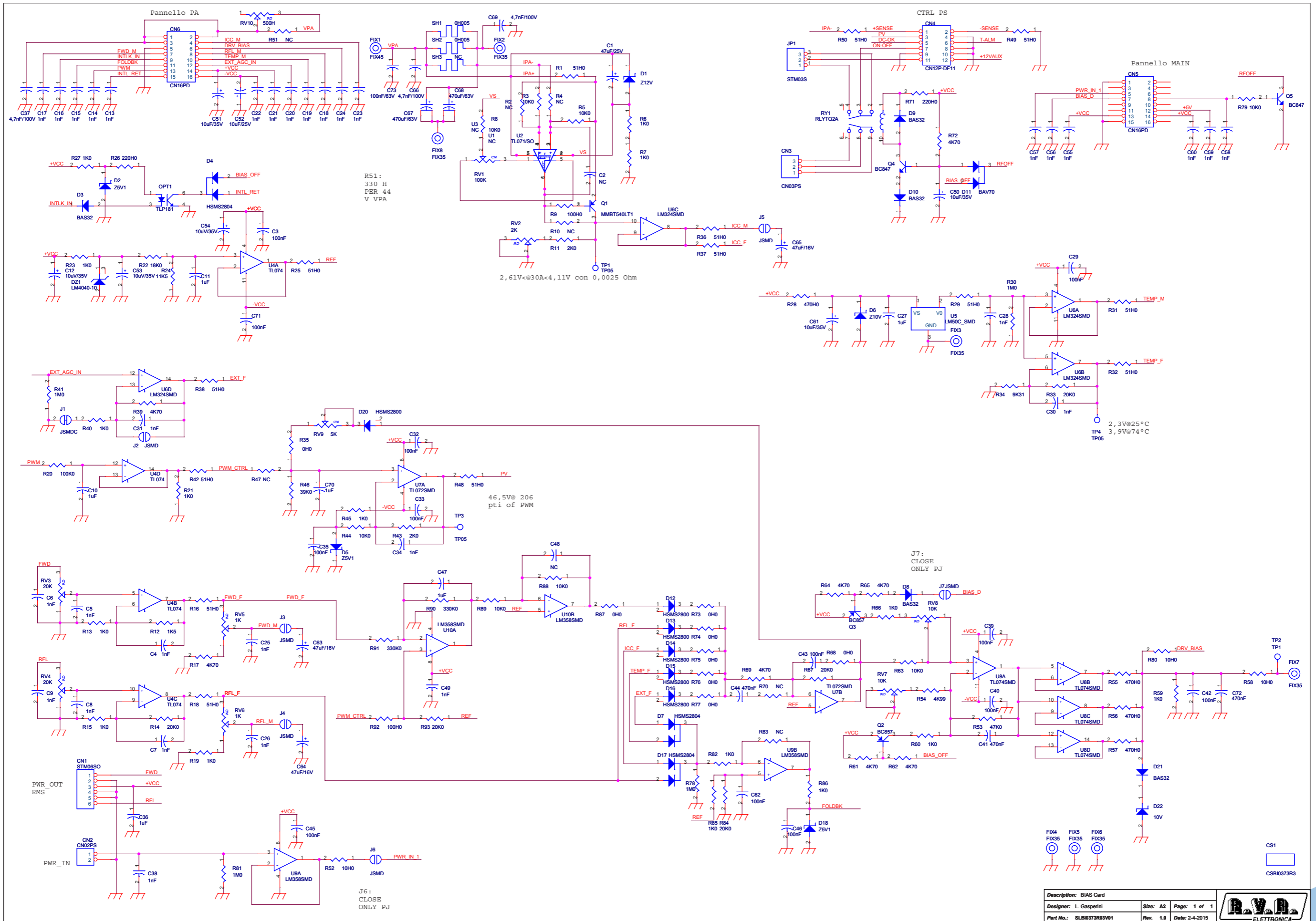
SLPC0436R01V05

Panel Card PIC18F452 vers.05 (display blu)
 SLPC0436R01V05 Revision: 1.0
 04/09/2015
 A. Tommasi

Item	Quantity	Reference	Part	Description
1	1	C51	CSPC0436R1	Circuito stampato
2	23	C1,C2,C3,C4,C5,C6,C7,C8, C9,C10,C11,C12,C13,C18, C19,C24,C25,C28,C30,C31, C33,C35,C36	0.1uF	Cond. SMD 0805
3	7	C14,C15,C16,C17,C27,C32, C34	10uF/16V	Cond. Elett. SMD d. 4mm
4	14	C20,C21,C22,C37,C38,C39, C40,C41,C42,C43,C44,C46, C47,C48	1nF	Cond. SMD 0805
5	2	C23,C29	15pF	Cond. SMD 0805
6	1	C26	10uF/35V	Cond. Elett. SMD d. 5mm
7	1	C45	100pF	Cond. SMD 0805
8	1	D1	LED-G5	LED Verde dia. 5mm
9	2	D2,D3	BILEDK	Doppio led V-R 5mm Catodo com.
10	1	D4	LED-Y5	LED Giallo dia. 5mm
11	1	D5	BAS32	MINIMELF SMD Diode
12	4	D6,D7,D8,D9	NC	Doppio Diodo SMD SOT23
13	1	D11	5V1	MINIMELF SMD Zener Diode
14	1	D13	NC	LED Giallo dia. 5mm
15	8	FIX1, FIX2, FIX3, FIX4, FIX5, FIX6, FIX7, FIX8	FIX35	Foro fissaggio 3.5mm
16	1	JP1	STM16S	Strip femmina 16 pin
17	1	JP3	CN10PD	Connettore 10 poli Flat cs
18	4	JP4, JP5, JP6, JP13	CN16PD	Connettore 16 poli Flat cs
19	2	JP7, JP8	NC	Strip femmina 1 pin
20	1	JP12	STM05S	Strip maschio 5 pin
21	1	JP14	NC	Connettore 10 poli Flat cs
22	11	J1,J2,J3,J4,J5,J6,J7,J8, J9,J10,J11	J5MD	Pad SMD a saldare
23	2	OPT1, OPT2	TLP185	Optoisolatore SMD SO6
24	1	Q1	BC847	Trans. NPN SOT23
25	1	Q3	BC817	Trans. NPN SOT23
26	2	Q4, Q5	BCR185	Trans./Res. PNP SOT23
27	1	RV1	10K	Trimmer Rg V 3296W
28	1	RV2	NC	Trimmer Rg V 3296W
29	12	R1,R20,R40,R41,R42,R43, R44,R45,R46,R47,R67,R70	10K0	Res. SMD 0805 1%
30	1	R2	1K07	Res. SMD 0805 1%
31	8	R3,R4,R5,R6,R7,R8,R9,R10	1K0	Res. SMD 0805 1%
32	6	R11,R12,R14,R15,R49,R58	NC	Res. SMD 0805 1%
33	2	R13,R16	100H0	Res. SMD 0805 1%
34	18	R17,R18,R26,R27,R28,R33, R34,R35,R36,R37,R38,R39, R48,R54,R57,R60,R63,R66	4K70	Res. SMD 0805 1%
35	5	R19,R53,R56,R59,R62	22H0	Res. SMD 0805 1%
36	9	R21,R22,R23,R24,R25,R64, R65,R68,R69	1K80	Res. SMD 0805 1%
37	2	R29,R50	22K0	Res. SMD 0805 1%
38	4	R32,R52,R55,R61	100K0	Res. SMD 0805 1%
39	2	R51,R71	0H0	Res. SMD 0805 1%
40	1	R72	330H0	Res. SMD 0805 1%
41	4	SW1, SW2, SW3, SW4	PULCS1	Pulsante cs
42	1	U1	LM324SMD	Quad Op. SMD SO14
43	1	U2	7406SMD	Hex inv OC SMD SO14
44	1	U3	4094SMD	Shift Reg. SMD SO16
45	1	U4	MAX232ESMD	RS232 Driver SMD SO16
46	1	U5	PIC18F452T	TQFP44 SMD Microprocessor
47	1	U6	NC	Shift Reg. SMD SO16
48	1	U10	82B715SO	IIC Bus driver SMD SO8
49	1	X2	Q4M	Quarzo SMD HC49SMD



	NOME PROGETTO: TEX1002LCD	NOME PARTE: BIAS CARD
	AUTORE: L. GASPERINI	DATA: 02/04/2015
ARCHIVIAZIONE ELETTRONICA: "CARTELLA RILASCIATI" SU "RVRUT"	REVISIONE: 1.0	SCALA: 2:1
MATERIALE: <>	CODICE PROGETTO: 241	SIZE: A4
TRATTAMENTO: <>	CODICE DISEGNO: SLBI0373R03V01	PAGINA: 1 DI 1
PROFILO: <>	STATO: ESECUTIVO	



Description: BIAS Card		Size: A2		Page: 1 of 1	
Designer: L. Gasperini		Rev. 1.0		Date: 2-4-2015	
Part No.: SLBI0373R03V01		Rev. 1.0		Date: 2-4-2015	



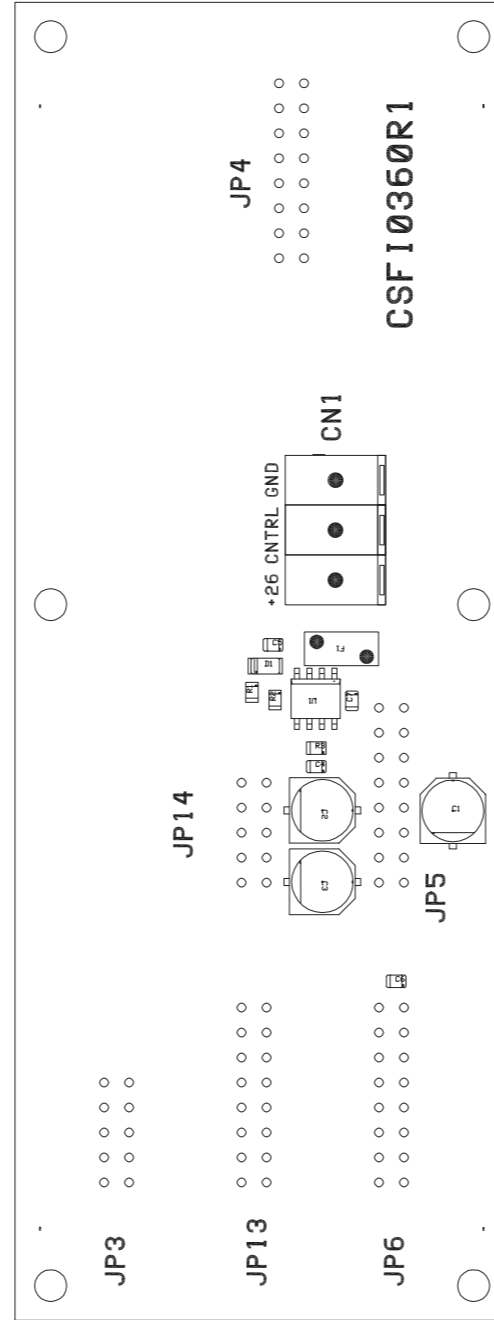
SLBI0373R03V01

Bias Card Revised: 2-4-2015
 SLBI0373R03V01 Revision: 1.0
 L. Gasperini

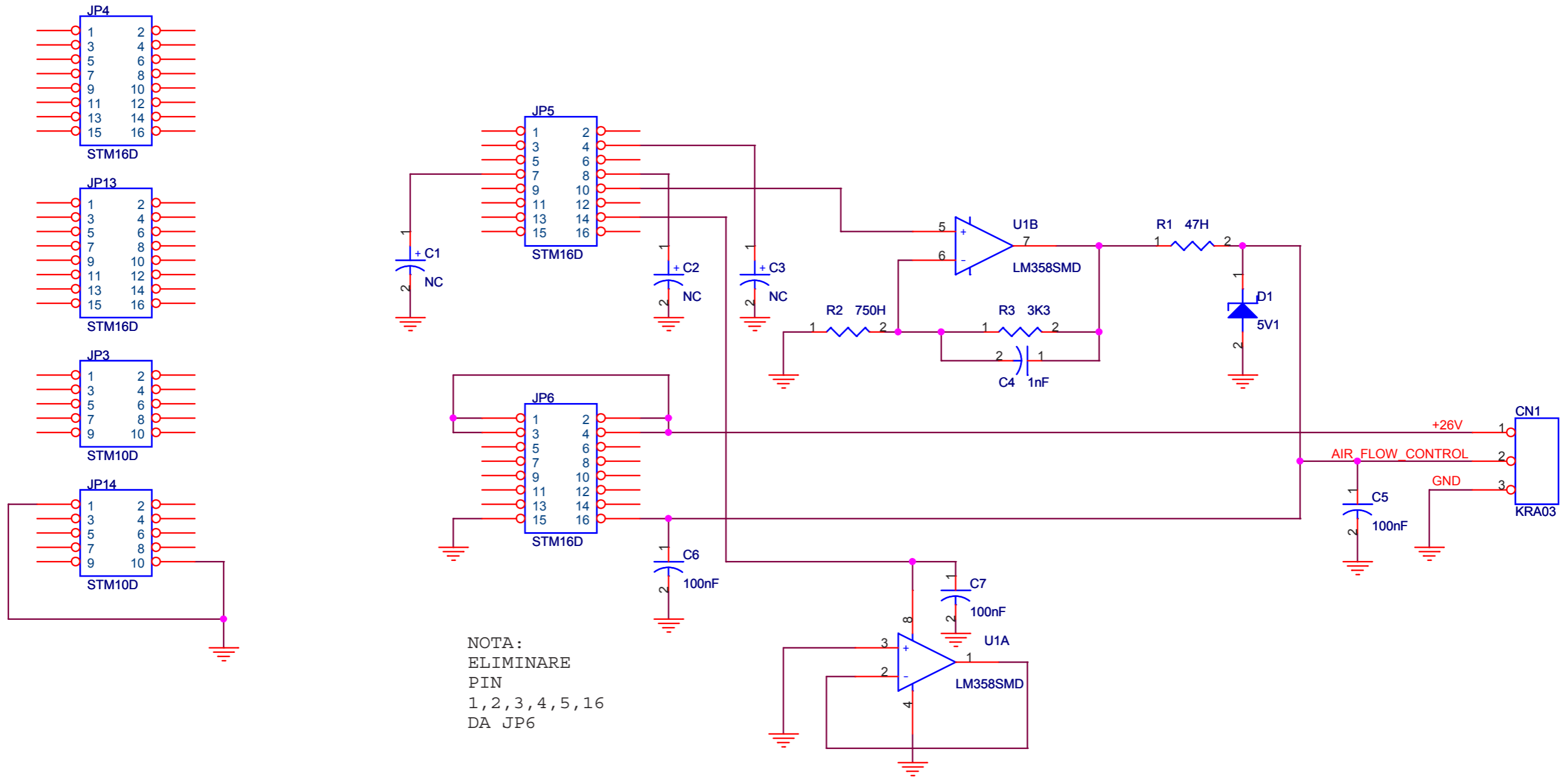
Item	Quantity	Reference	Part	DESCRIPTION
1	1	CN1	STM06SO	Srtip maschio 6 pin 90°
2	1	CN2	CN02PS	Connettore 2 poli Mascon
3	1	JP1	STM03S	STRIP MASCHIO 3 PIN
4	1	CS1	CSBI0373R3	Circuito stampato
5	1	C1	47uF/25V	Cond. Elettr. Dia 5 P2.54
6	2	C2, C48	NC	Cond. SMD 0805
7	13	C3, C29, C32, C33, C35, C39, C40, C42, C43, C45, C46, C62, C71	100nF	Cond. SMD 0805
8	32	C4, C5, C6, C7, C8, C9, C13, C14, C15, C16, C17, C18, C19, C20, C21, C22, C23, C24, C25, C26, C28, C30, C31, C34, C38, C49, C55, C56, C57, C58, C59, C60	1nF	Cond. SMD 0805
9	6	C10, C11, C27, C36, C47, C70	1uF	Cond. SMD 0805
10	6	C12, C53, C54, C50, C51, C61	10uF/35V	Cond. Elettr. SMD d. 4mm
11	3	C37, C66, C69	4.7nF/100V	Cond. SMD 0805
12	3	C41, C44, C72	470nF	Cond. SMD 0805
13	1	C52	10uF/25V	Cond. Elettr. SMD d. 4mm
14	3	C63, C64, C65	47uF/16V	Cond. Elettr. SMD d. 5mm
15	2	C68, C67	470uF/63V	Cond. Elettr. Dia 16 P5 o 7.5
16	1	DZ1	LM4040-10	Diodi Zener SMD SOT23
17	1	D1	Z12V	MINIMELF SMD Zener Diode
18	3	D2, D5, D18	Z5V1	MINIMELF SMD Zener Diode
19	5	D3, D8, D9, D10, D21	BAS32	MINIMELF SMD Diode
20	3	D4, D7, D17	HSMS2804	Doppio Diode SMD SOT23
21	1	D6, D22	10V	MINIMELF SMD Zener Diode
22	1	D11	BAV70	Doppio Diode SMD SOT23
23	6	D12, D13, D14, D15, D16, D20	HSMS2800	Diode SMD SOT23
24	1	FIX1	FIX45	Foro fissaggio 4.5mm
25	7	FIX2, FIX3, FIX4, FIX5, FIX6, FIX7, FIX8	FIX35	Foro fissaggio 3.5mm
26	1	CN4	CN12P-DF11	Connettore 12 poli DF11 12pin p. 2mm
27	2	CN5, CN6	CN16PD	Conn.M.C.S.Dritto 16P alette.
28	1	CN3	CN03PS	Connettore 3 poli Mascon
29	1	J1	JSMD	Pad SMD a saldare chiuso
30	6	J2, J3, J4, J5, J6, J7	JSMD	Pad SMD a saldare
31	1	OPT1	TLP181	Optoisolatore SMD SO6
32	1	Q1	MMBT540LT1	Trans. PNP SOT23
33	2	Q2, Q3	BC857	Trans. PNP SOT23
34	2	Q5, Q4	BC847	Trans. NPN SOT23
35	1	RV1	100K	Trimmer SMD
36	1	RV2	2K	Trimmer SMD
37	2	RV4, RV3	20K	Trimmer Rg V 3269W SMD
38	2	RV5, RV6	1K	Trimmer SMD
39	2	RV8, RV7	10K	Trimmer SMD
40	1	RV9	5K	Trimmer SMD
41	1	RY1	RLYTQ2A	Rele' TQ2
42	14	R1, R16, R18, R25, R29, R31, R32, R36, R37, R38, R42, R48, R49, R50	51H0	Res. SMD 0805 1%
43	6	R2, R4, R10, R47, R70, R83	NC	Res. SMD 0805 1%
44	8	R3, R5, R8, R44, R63, R88, R89, R79	10K0	Res. SMD 0805 1%
45	3	R6, R7, R59	1K0	Res. SMD 2512 1%
46	2	R9, R92	100H0	Res. SMD 0805 1%
47	2	R43, R11	2K0	Res. SMD 0805 1%
48	1	R12	1K5	Res. SMD 0805 1%
49	13	R13, R15, R19, R21, R23, R27, R40, R45, R60, R66, R82, R85, R86	1K0	Res. SMD 0805 1%
50	6	R14, R33, R53, R67, R84, R93	20K0	Res. SMD 0805 1%
51	8	R17, R39, R61, R62, R64, R65, R69, R72	4K70	Res. SMD 0805 1%
52	1	R20	100K0	Res. SMD 0805 1%
53	1	R22	18K0	Res. SMD 0805 1%
54	1	R24	11K5	Res. SMD 0805 1%
55	2	R71, R26	220H0	Res. SMD 0805 1%
56	4	R28, R55, R56, R57	470H0	Res. SMD 0805 1%
57	4	R30, R41, R78, R81	1M0	Res. SMD 0805 1%
58	1	R34	9K31	Res. SMD 0805 1%
59	8	R35, R68, R73, R74, R75, R76, R77, R87	0H0	Res. SMD 0805 1%
60	1	R46	39K0	Res. SMD 0805 1%
61	1	R51	NC	Res. SMD 0805 1%
62	1	R54	4K99	Res. SMD 0805 1%
63	3	R52, R58, R80	10H0	Res. SMD 0805 1%
65	2	R90, R91	330K0	Res. SMD 0805 1%
66	2	SH2, SH1	0H005	Shunt OAR 3W
67	1	SH3	NC	Shunt WSR2..3 3W
68	3	TP1, TP3, TP4	TP05	Test point

Item	Quantity	Reference	Part	DESCRIPTION
69	1	TP2	TP1	Test point
70	1	U1	NC	High side current sense
71	1	U2	TL071/SO	Single Op. SMD SO8
72	1	U3	NC	Single Op Amp SOT23-5
73	1	U4, U8	TL074	Quad Op. SMD SO14
74	1	U5	LM50C_SMD	Temperature sensor
75	1	U6	LM324SMD	Quad Op. SMD SO14
76	1	U7	TL072SMD	Dual Op. SMD SO8
77	2	U9, U10	LM358SMD	Dual Op. SMD SO8
78	1	C73	100nF/63V	Cond. Poliestere
79	1	RV10	500H	Trimmer SMD

SLFI0360R01V01



NOME PROGETTO: TEX1002LCD	NOME PARTE: SCHEDA PASSAPARETE CPU
AUTORE: L. GASPERINI	DATA: 04/06/2014 REVISIONE: 1.0 SCALA: 1:1 SIZE: A4 PAGINA: 1 DI 1
ARCHIVIAZIONE ELETTRONICA: "CARTELLA RILASCIATI" SU "RVRUT"	CODICE PROGETTO: 241 CODICE DISEGNO: SLFI0360R01V01
MATERIALE: <>	TRATTAMENTO: <>
	PROFILO: <>
	STATO: ESECUTIVO

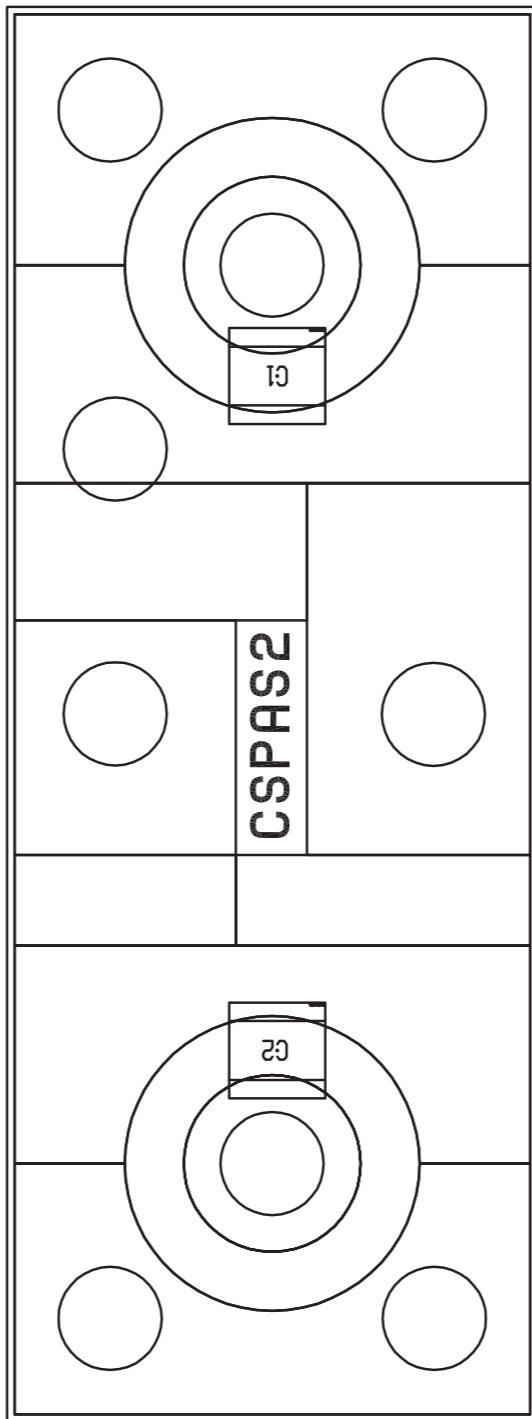


Description: Scheda Passaparete CPU			
Designer: L. Gasperini	Size: A4	Page: 1 of 1	
Part No.: SLFI0360R01V01	Rev.: 1.0	Date: 04/06/2014	

SLFI0360R01V01

Scheda Passaparete CPU Revised: 04/06/2014
 SLFI0360R01V01 Revision: 1.0
 TEX1002
 241
 Luca Gasperini

Item	Quantity	Reference	Part	Description
1	1	CN1	KRA03	Conn. tipo KRA a 3 poli
2	1	CS1	CSFI0360R1	Circuito stampato
3	3	C1, C2, C3	NC	Cond. Elett. SMD d. 6.3mm
4	1	C4	1nF	Cond. SMD 0805
5	3	C5, C6, C7	100nF	Cond. SMD 0805
6	1	D1	5V1	MINIMELF SMD Zener Diode
7	2	JP3, JP14	STM10D	Strip maschio 10 pin doppia fila
8	4	JP4, JP5, JP6, JP13	STM16D	Strip maschio 8 pin doppia fila
9	1	R1	47H	Res. SMD 0805
10	1	R2	750H	Res. SMD 0805
11	1	R3	3K3	Res. SMD 0805
12	1	U1	LM358SMD	Dual Op. SMD SO8



NOME PROGETTO: TEX1002LCD

AUTORE: L. GASPERINI

ARCHIVIAZIONE ELETTRONICA: "CARTELLA RILASCIATI" SU "RVRUT"

MATERIALE: <>

NOME PARTE: PASS THROUGH FILTER

DATA: 04/06/2014

REVISIONE: 1.0

SCALA: 3:1

SIZE: A4

PAGINA: 1 DI 1

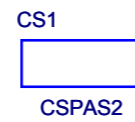
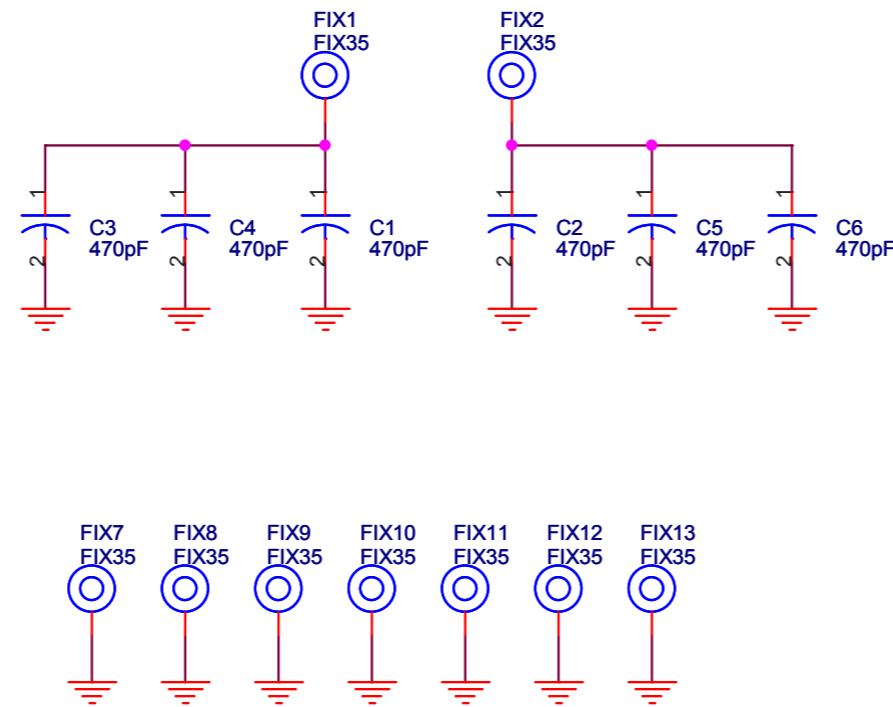
CODICE PROGETTO: 241

CODICE DISEGNO: SL241FI1001

PROFILO: <>

STATO: ESECUTIVO

SL241FI1001



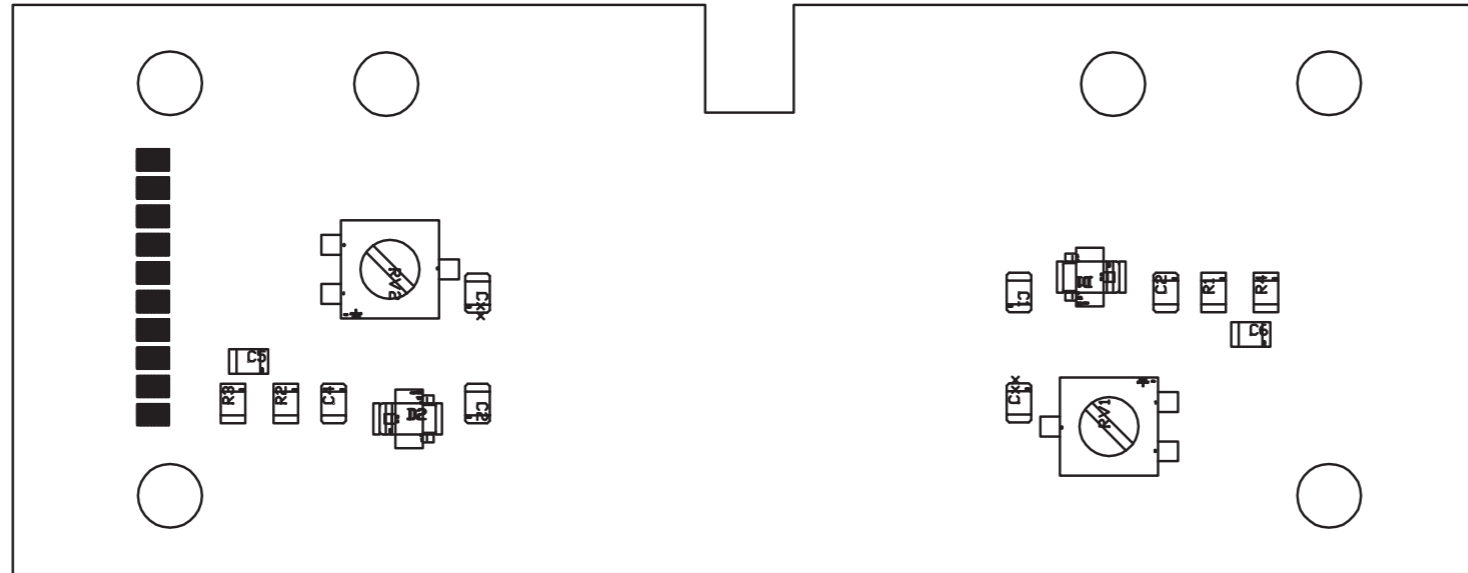
Description: Pass Through Filter			
Designer: L. Gasperini	Size: A4	Page: 1 of 1	
Part No.: SL241FI1001	Rev.: 1.1	Date: 12-3-15	


SL241FI1001

Pass Through Filter Revised: 12-3-15
 SL241FI1001 Revision: 1.1
 TEX1002
 Luca Gasperini

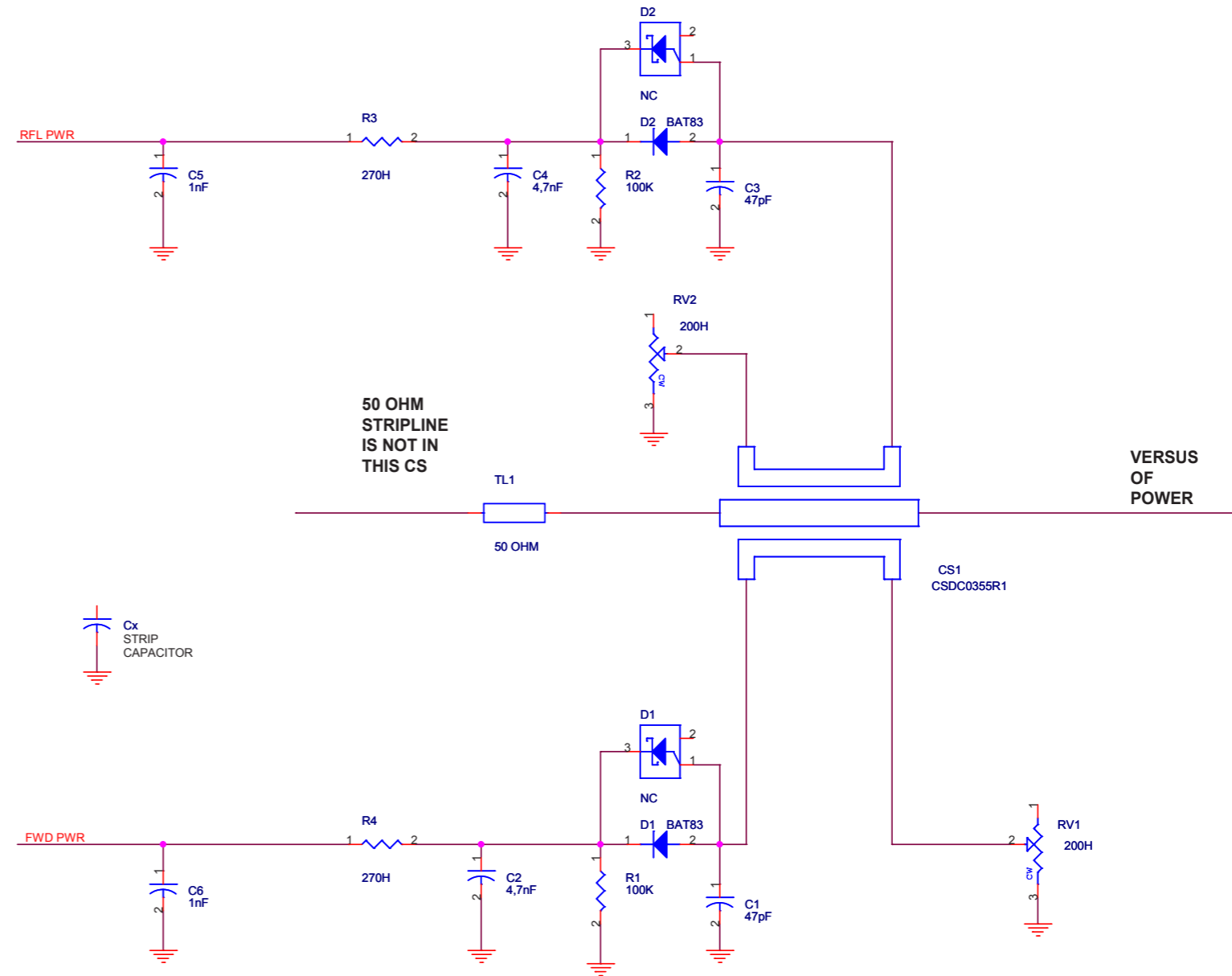
Item	Quantity	Reference	Part	DESCRIPTION
1	1	CS1	CSPAS2	Circuito stampato
2	6	C1, C2, C3, C4, C5, C6	470pF	Cond. SMD 1212 HQ
3	9	FIX1, FIX2, FIX7, FIX8, FIX9, FIX10, FIX11, FIX12, FIX13	FIX35	Foro fissaggio 3.5mm

SLDC0355R01V01



	NOME PROGETTO: TEX1002LCD	NOME PARTE: DIRECTIONAL COUPLER
AUTORE: L. GASPERINI	DATA: 04/06/2014	REVISIONE: 1.0
ARCHIVIAZIONE ELETTRONICA: "CARTELLA RILASCIATI" SU "RVRUT"	CODICE PROGETTO: 241	SCALA: 2:1
MATERIALE: <>	IRATTAMENTO: <>	PROFILO: <>
		STATO: ESECUTIVO
		CODICE DISEGNO: SLDC0355R01V01
		PAGINA: 1 DI 1

SLDC0355R01V01



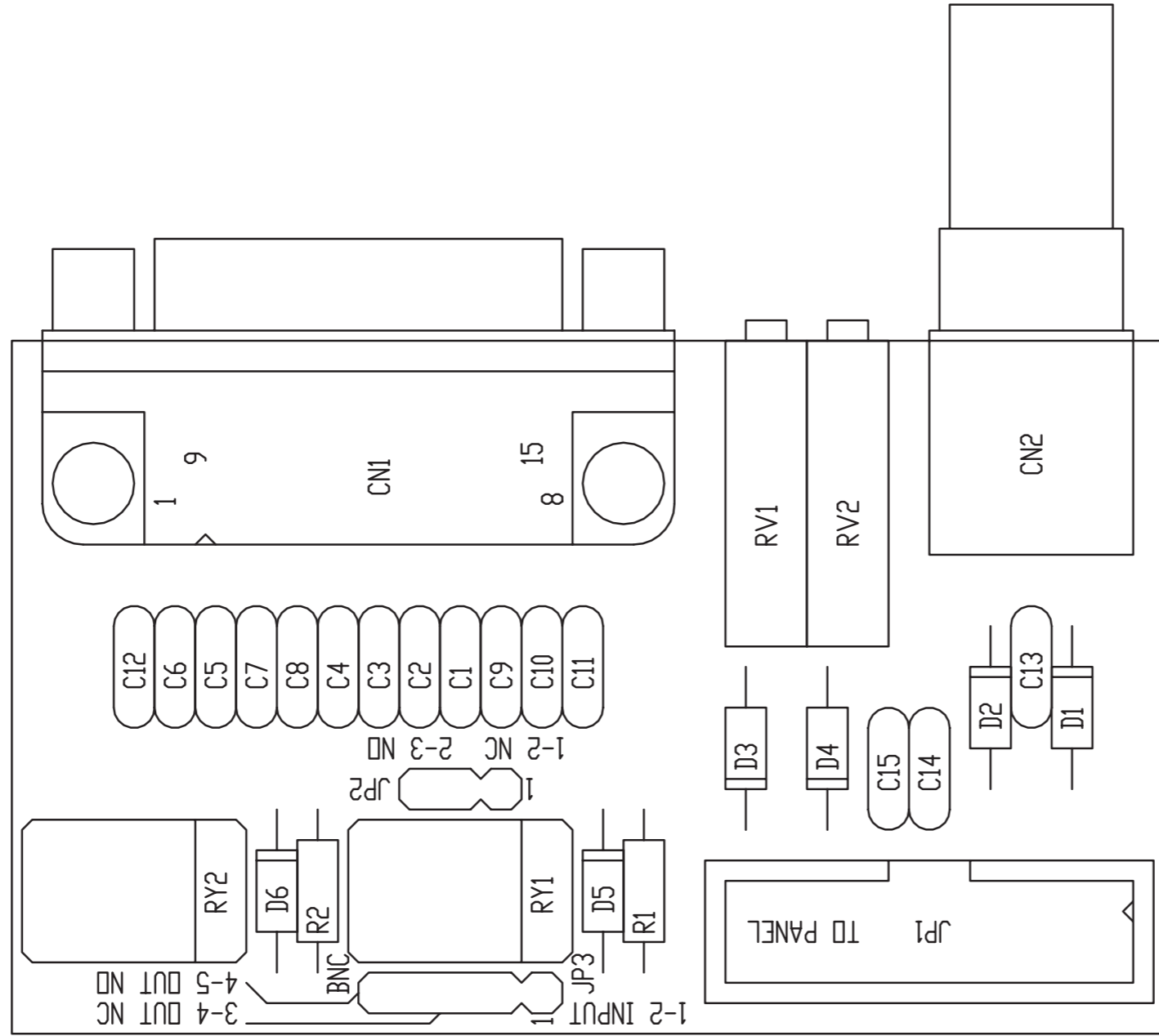
Description: Directional Coupler		
Designer: L. Gasperini	Size: A3	Page: 1 of 1
Part No.: SLDC0355R01V01	Rev.: 1.0	Date: 04/06/2014



SLDC0355R01V01

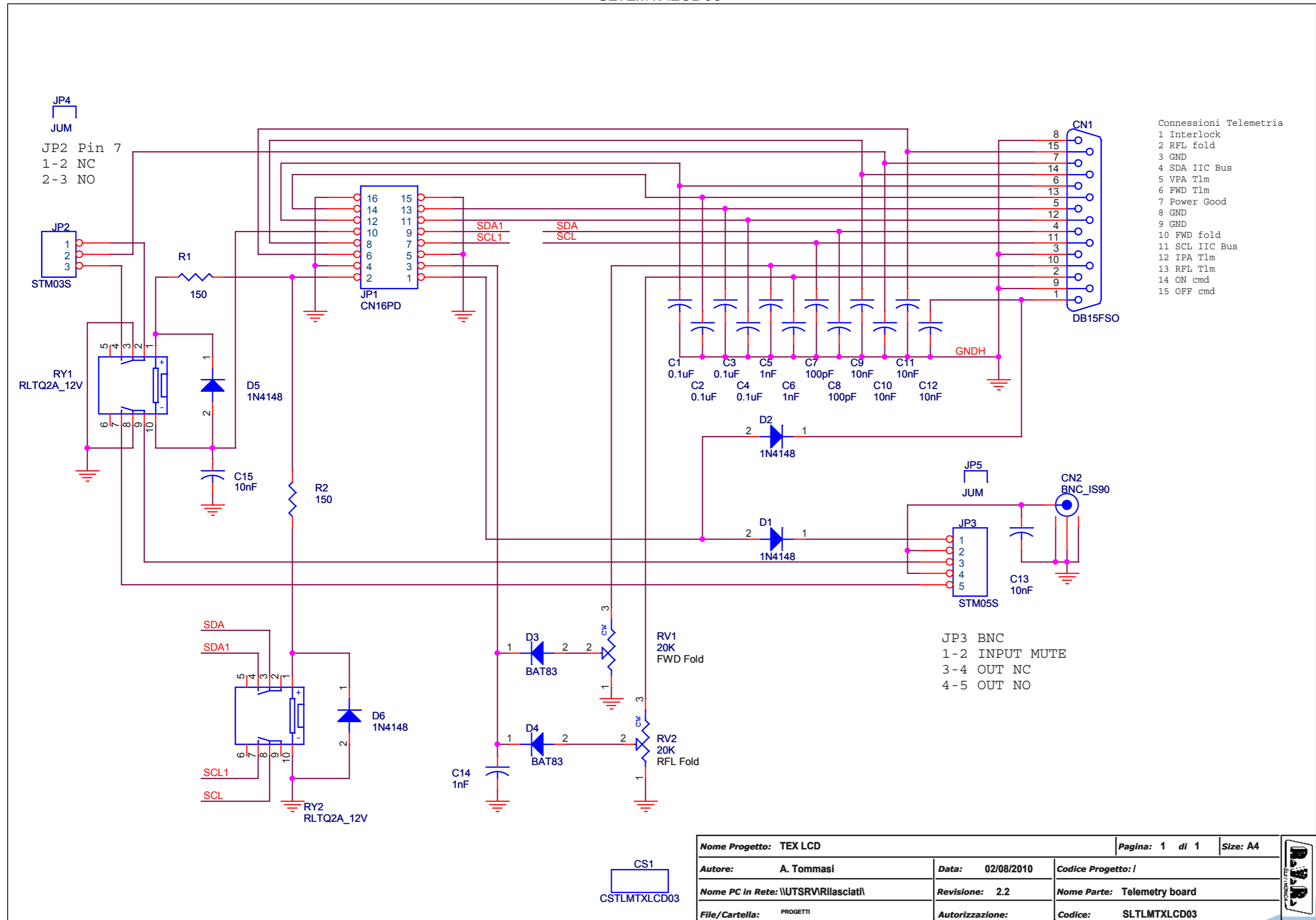
Directional Coupler Revised: 04/06/2014
 SLDC0355R01V01 Revision: 1.0
 TEX1002
 L. Gasperini

Item	Quantity	Reference	Part	DESCRIPTION
1	1	CS1	CSDC0355R1	Circuito stampato
2	1	Cx	27pFTFL	
3	2	C3, C1	47pF	Cond. SMD 0805
4	2	C2, C4	4,7nF	Cond. SMD 0805
5	2	C6, C5	1nF	Cond. SMD 0805
6	2	D1, D2	BAT83	MINIMELF SMD Diode
8	2	RV2, RV1	200H	Trimmer SMD
9	2	R1, R2	100K	Res. SMD 0805
10	2	R3, R4	270H	Res. SMD 0805
11	1	TL1	50 OHM	Linea strip CS
12	1	TL1	50 OHM	Linea strip CS



	NOME PROGETTO: TEX LCD	NOME PARTE: SCHEDA TELEMETRY BOARD
ARCHIVIAZIONE ELETTRONICA: "CARTELLA PROGETTI" SU "UT_SRV"	AUTORE: S.POLUZZI	DATA: 11/11/04
MATERIALE: FR4-74 1.6mm	IRATTAMENTO: Cu 35um	REVISIONE: 3.0
	PROFILO: /	SCALA: 2:1
	STATO: PROGETTUALE	SIZE: A4
		PAGINA: 1 DI 1
		CODICE PROGETTO: /
		CODICE DISEGNO: CSTLMTXLCD03

SLTLMTXLCD03



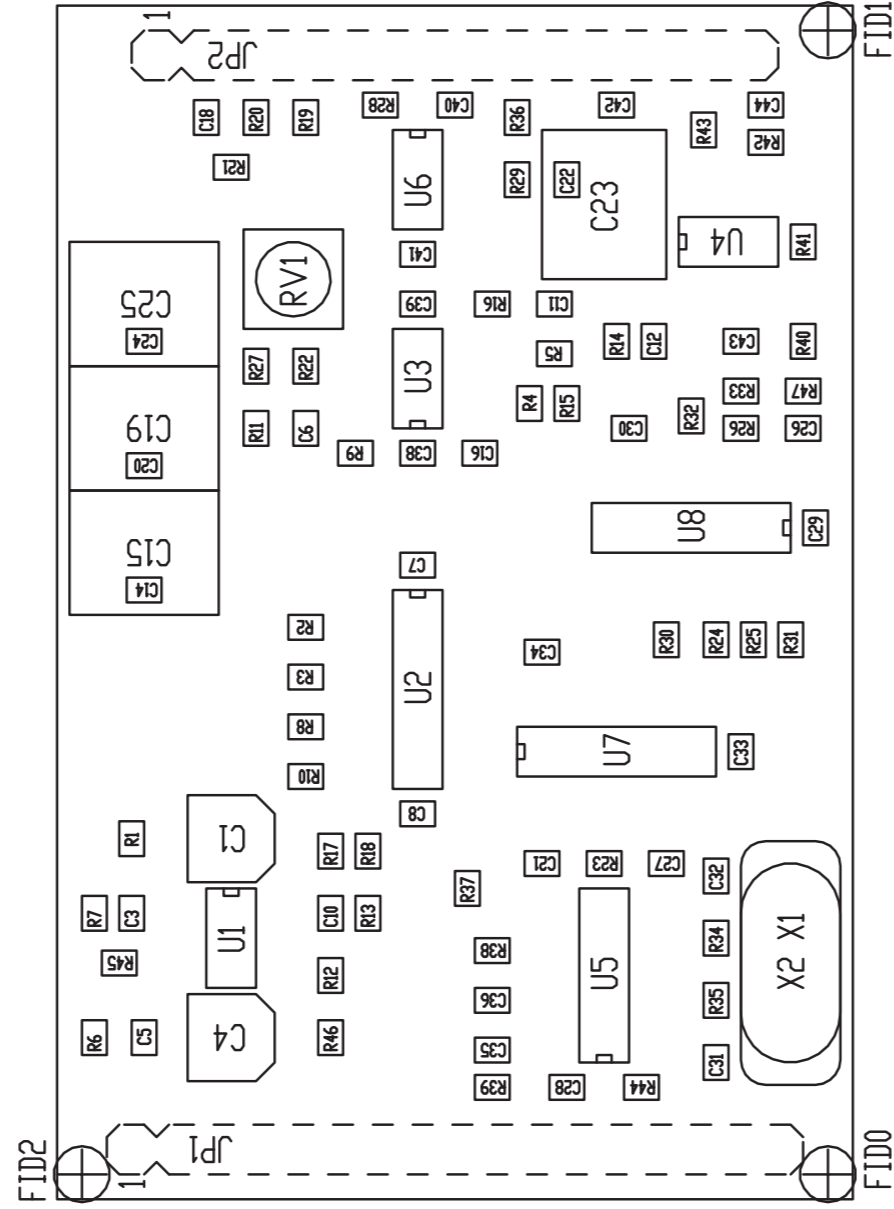
Nome Progetto: TEX LCD		Pagina: 1 di 1	Size: A4
Autore: A. Tommasi	Data: 02/08/2010	Codice Progetto: /	
Nome PC in Rete: \\UTSRV\rilasciat\	Revisione: 2.2	Nome Parte: Telemetry board	
File/Cartella: PROGETTI	Autorizzazione:	Codice: SLTLMTXLCD03	


SLTLMTXLCD03

Telemetry board Revised: 02/08/10
 SLTLMTXLCD03 Revision: 2.2
 TEX-LCD/RXRL-LCD/PTRL-LCD
 Andrea Tommasi

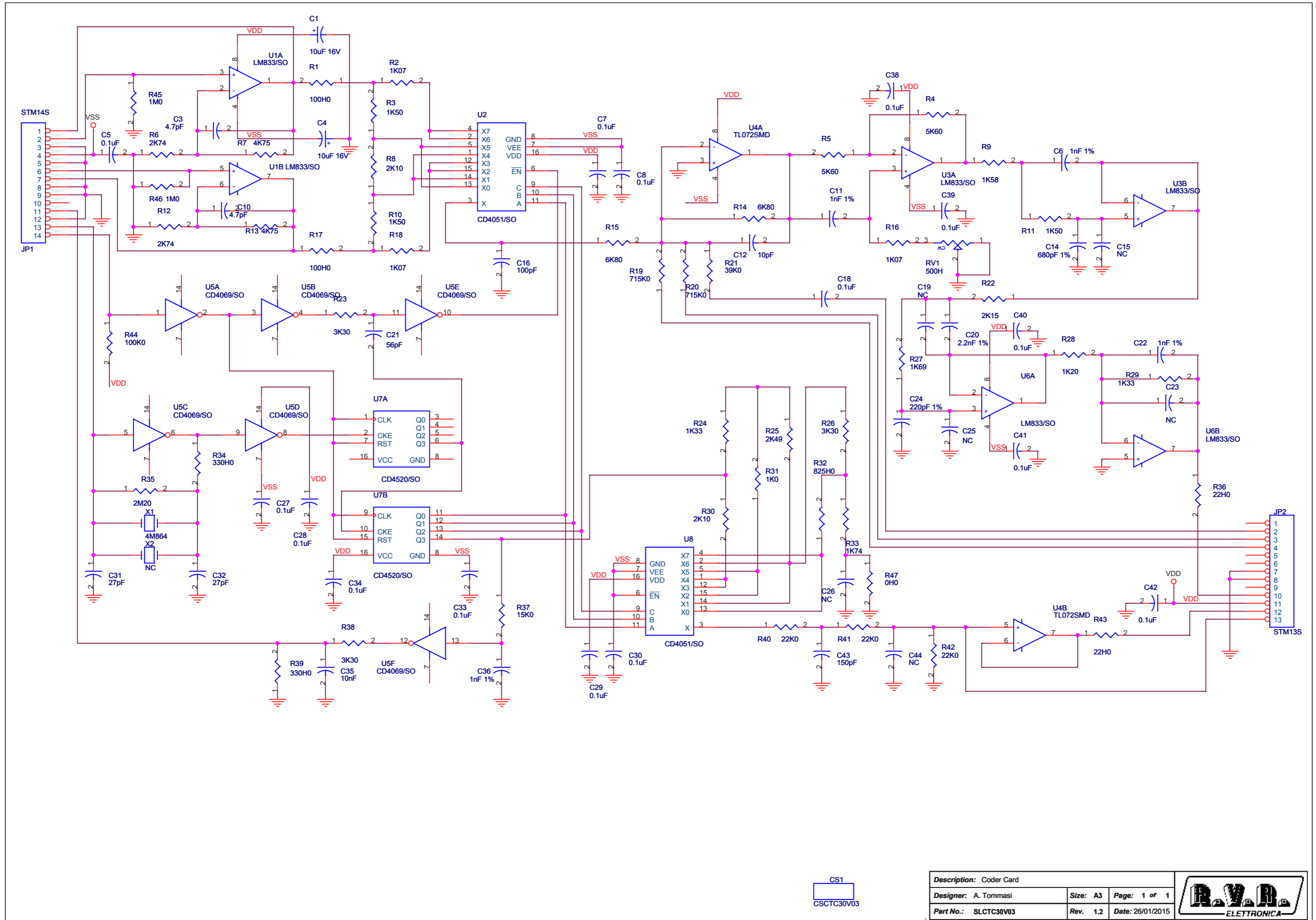
Item	Quantity	Reference	Part	Description
1	1	CN1	DB15FSO	Connettore DB15 femm. cs 90°
2	1	CN2	BNC_IS90	Connettore BNC metallico 90°
3	1	CS1	CSTLMTXLCD03	Circuito stampato
4	4	C1, C2, C3, C4	0.1uF	Cond. ceramico p 5mm
5	3	C5, C6, C14	1nF	Cond. ceramico p 5mm
6	2	C7, C8	100pF	Cond. ceramico p 5mm
7	6	C9, C10, C11, C12, C13, C15	10nF	Cond. ceramico p 5mm
8	4	D1, D2, D5, D6	1N4148	Diode in vetro DO35
9	2	D3, D4	BAT83	Diode Hot carrier DO35
10	1	JP1	CN16PD	Connettore 16 poli Flat cs
11	1	JP2	STM03S	Strip maschio 3 pin
12	1	JP3	STM05S	Strip maschio 5 pin
13	2	JP4, JP5	JUM	Ponticello Jumper
14	2	RV1, RV2	20K	Trimmer Rg H 3006
15	2	RY2, RY1	RLTQ2A_12V	Relè TQ2
15	2	R1, R2	150	Res. 1/4W

SLCTC30V03



		NOME PARTE: CODER CARD	
NOME PROGETTO: PTX-LCD		DATA: 08/04/2004	
AUTORE: A. TOMMASI		REVISIONE: 1.0	
ARCHIVIAZIONE ELETTRONICA: \VRVUT\		CODICE PROGETTO: 011	
MATERIALE:		CODICE DISEGNO: SLCTC30V03	
TRATTAMENTO:		STATO: ESECUTIVO	

SLCTC30V03



CS1
CSCTC30V03

Description: Coder Card		
Designer: A. Tommasi	Size: A3	Page: 1 of 1
Part No.: SLCTC30V03	Rev. 1.2	Date: 26/01/2015



SLCTC30V03

Coder Card Revised: 26/01/2015
 SLCTC30V03 Revision: 1.2
 A. Tommasi

Item	Q.ty	Reference	Part	Description
1	1	CS1	CSCTC30V03	Circuito stampato
2	2	C1, C4	10uF 16V	Cond. Elett. SMD d. 4mm
3	2	C3, C10	4.7pF	Cond. SMD 0805
4	15	C5, C7, C8, C18, C27, C28, C29, C30, C33, C34, C38, C39, C40, C41, C42	0.1uF	Cond. SMD 0805
5	4	C6, C11, C22, C36	1nF 1%	Cond. SMD 0805 COG
6	1	C12	10pF	Cond. SMD 0805
7	1	C14	680pF 1%	Cond. SMD 0805 COG
8	4	C15, C19, C23, C25	NC	Cond. Poliestere p 5mm (5*7mm)
9	1	C16	100pF	Cond. SMD 0805
10	1	C20	2.2nF 1%	Cond. SMD 0805 COG
11	1	C21	56pF	Cond. SMD 0805
12	1	C24	220pF 1%	Cond. SMD 0805 COG
13	1	C26	NC	Cond. SMD 0805
14	2	C31, C32	27pF	Cond. SMD 0805
15	1	C35	10nF	Cond. SMD 0805
16	1	C43	150pF	Cond. SMD 0805
17	1	C44	NC	Cond. SMD 0805
18	1	JP1	STM14S	Strip maschio 14 pin
19	1	JP2	STM13S	Strip maschio 13 pin
20	1	RV1	500H	Trimmer SMD
21	2	R1, R17	100H0	Res. SMD 0805
22	3	R2, R16, R18	1K07	Res. SMD 0805
23	3	R3, R10, R11	1K50	Res. SMD 0805
24	2	R4, R5	5K60	Res. SMD 0805
25	2	R6, R12	2K74	Res. SMD 0805
26	2	R7, R13	4K75	Res. SMD 0805
27	2	R8, R30	2K10	Res. SMD 0805
28	1	R9	1K58	Res. SMD 0805
29	2	R14, R15	6K80	Res. SMD 0805
30	2	R19, R20	715K0	Res. SMD 0805
31	1	R21	39K0	Res. SMD 0805
32	1	R22	2K15	Res. SMD 0805
33	3	R23, R26, R38	3K30	Res. SMD 0805
34	2	R24, R29	1K33	Res. SMD 0805
35	1	R25	2K49	Res. SMD 0805
36	1	R27	1K69	Res. SMD 0805
37	1	R28	1K20	Res. SMD 0805
38	1	R31	1K0	Res. SMD 0805
39	1	R32	825H0	Res. SMD 0805
40	1	R33	1K74	Res. SMD 0805
41	2	R34, R39	330H0	Res. SMD 0805
42	1	R35	2M20	Res. SMD 0805
43	2	R36, R43	22H0	Res. SMD 0805
44	1	R37	15K0	Res. SMD 0805
45	3	R40, R41, R42	22K0	Res. SMD 0805
46	1	R44	100K0	Res. SMD 0805
47	2	R45, R46	1M0	Res. SMD 0805
48	1	R47	0H0	Res. SMD 0805
49	3	U1, U3, U6	LM833/SO	Dual Op. SMD SO8
50	2	U2, U8	CD4051/SO	Analog Switch SMD SO16
51	1	U4	TL072SMD	Dual Op. SMD SO8
52	1	U5	CD4069/SO	Hex inverter SO14
53	1	U7	CD4520/SO	Dual binary counter
54	1	X1	4M864	Quarzo SMD HC49SMD
55	1	X2	NC	Quarzo HC18